

Onshore Grab Sample

Sample: VO-26-BB
Sample Taken By: J. Ladner
Sample Collected On: 12/3/03
Splits? Yes

County: Volusia
Latitude: 29° 07' 2.64"
Longitude: 80° 56' 56.04"
Datum: NAD 83
Surf. Elev: N/A
Datum: N/A

Fine Data Summary

Total Sample Weight 81.403 grams
Total Fines in Sample 0.354 grams
Total Percent Fines 0.43 %

Dry Sieving Summary

Total Sample Weight 80.910 grams
Total Digested Weight 78.726 grams
Total Carbonate Weight 2.184 grams
Total Silica % 97.30 %
Total Carbonate % 2.70 %
Carbonate/Silica Ratio 0.028

General Comments:

None

Description

Worked By: M. Lachance

Pre-Digestion Grain Size Distribution

Onshore Grab Sample

Sample: VO-26-BB

Total Sample Mass: 80.910 grams

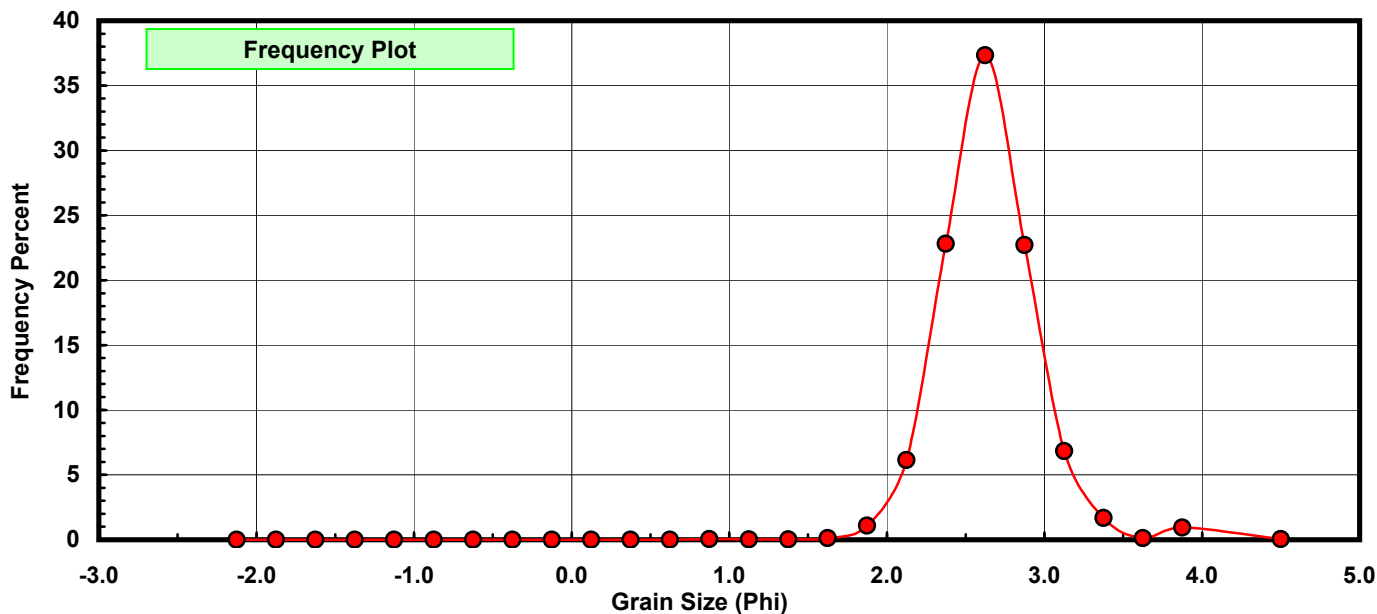
Sieve Size (phi)	Sieve Midpt (phi)	Weight (grams)	Freq Weight %	Cumulative Weight %
-2.00	-2.125	0.000	0.000	0.000
-1.75	-1.875	0.000	0.000	0.000
-1.50	-1.625	0.000	0.000	0.000
-1.25	-1.375	0.000	0.000	0.000
-1.00	-1.125	0.000	0.000	0.000
-0.75	-0.875	0.000	0.000	0.000
-0.50	-0.625	0.000	0.000	0.000
-0.25	-0.375	0.005	0.006	0.006
0.00	-0.125	0.004	0.005	0.011
0.25	0.125	0.006	0.007	0.019
0.50	0.375	0.002	0.002	0.021
0.75	0.625	0.008	0.010	0.031
1.00	0.875	0.036	0.044	0.075
1.25	1.125	0.027	0.033	0.109
1.50	1.375	0.025	0.031	0.140
1.75	1.625	0.090	0.111	0.251
2.00	1.875	0.883	1.091	1.342
2.25	2.125	4.971	6.144	7.486
2.50	2.375	18.452	22.806	30.292
2.75	2.625	30.204	37.330	67.622
3.00	2.875	18.381	22.718	90.340
3.25	3.125	5.536	6.842	97.182
3.50	3.375	1.365	1.687	98.869
3.75	3.625	0.106	0.131	99.000
4.00	3.875	0.767	0.948	99.948
5.00	4.500	0.042	0.052	100.000

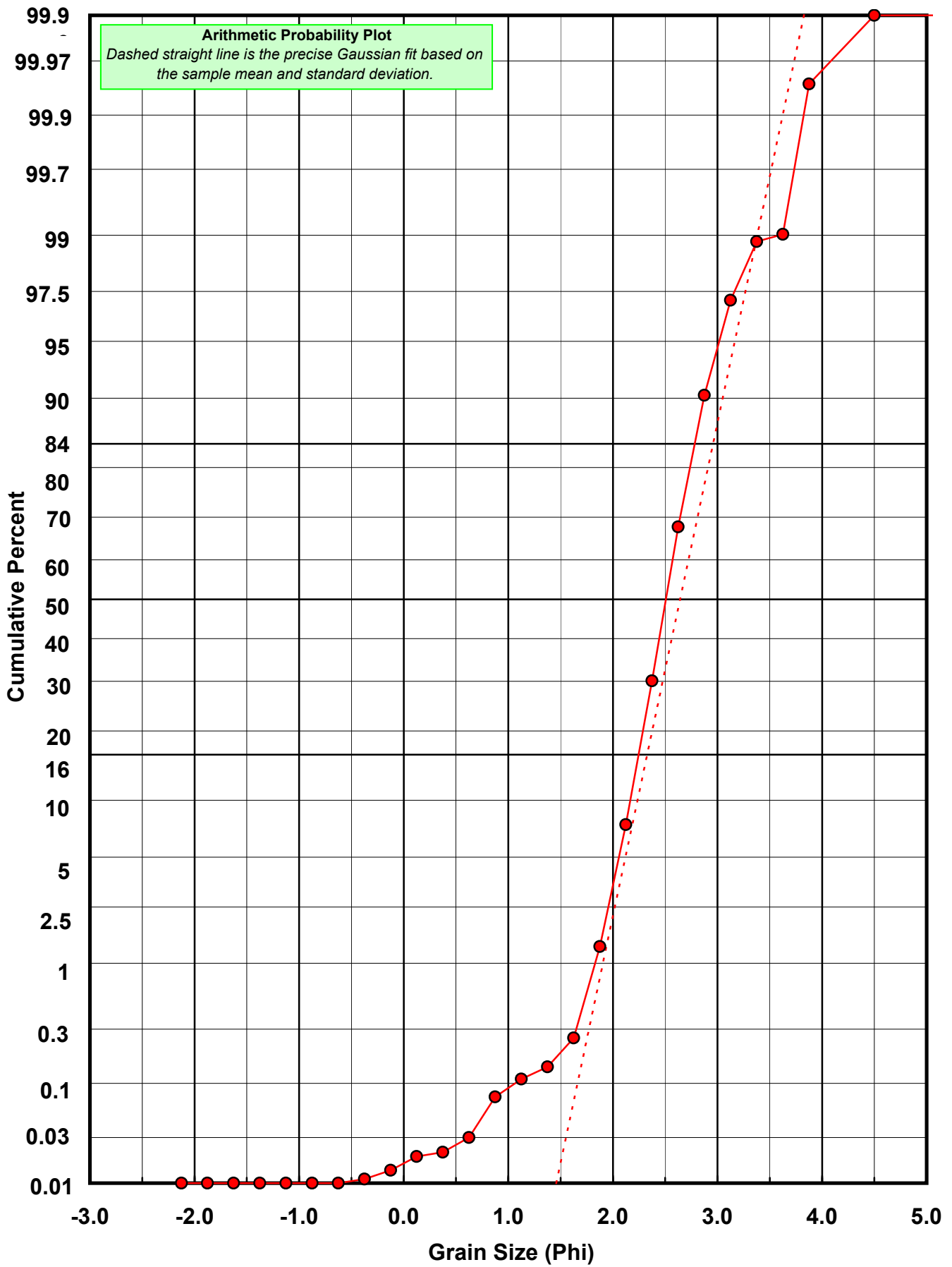
Statistical Results			
Mean:	2.6433	phi	(0.1601 mm)
Standard Dev:	0.3178	phi-units	(0.8023 mm)
Skewness:	0.3459	dimensionless	
Kurtosis:	6.8671	dimensionless	
5th Moment:	-2.8102	dimensionless	
6th Moment:	177.4302	dimensionless	
RARD *	0.1202	dimensionless	
Median	2.5070	phi	(0.1759 mm)

* RARD = reciprocal absolute relative dispersion (see below)

Statistical Explanation	
Calculations based on the Method of Moments	
Skewness: 3rd Stand. Moment; Exact Gaussian = 0.0	
Kurtosis: 4th Stand. Moment; Exact Gaussian = 3.0	
For Further Explanation, See Calculation Sheets	
Millimeter data calculated by $mm = 2^{(-phi)}$	

Reciprocal Absolute Relative Dispersion (RARD) Scale	
< 0.5	Excellent homogeneity (e.g., beaches)
0.5 to 1.0	Good homogeneity
1.0 to 1.33	Fair homogeneity
> 1.33	Poor homogeneity (e.g., glacial)





Carbonate Grain Size Distribution

Onshore Grab Sample

Sample: VO-26-BB

Total Carbonate Mass: 3.486 grams

% Carbonate: 2.7 %

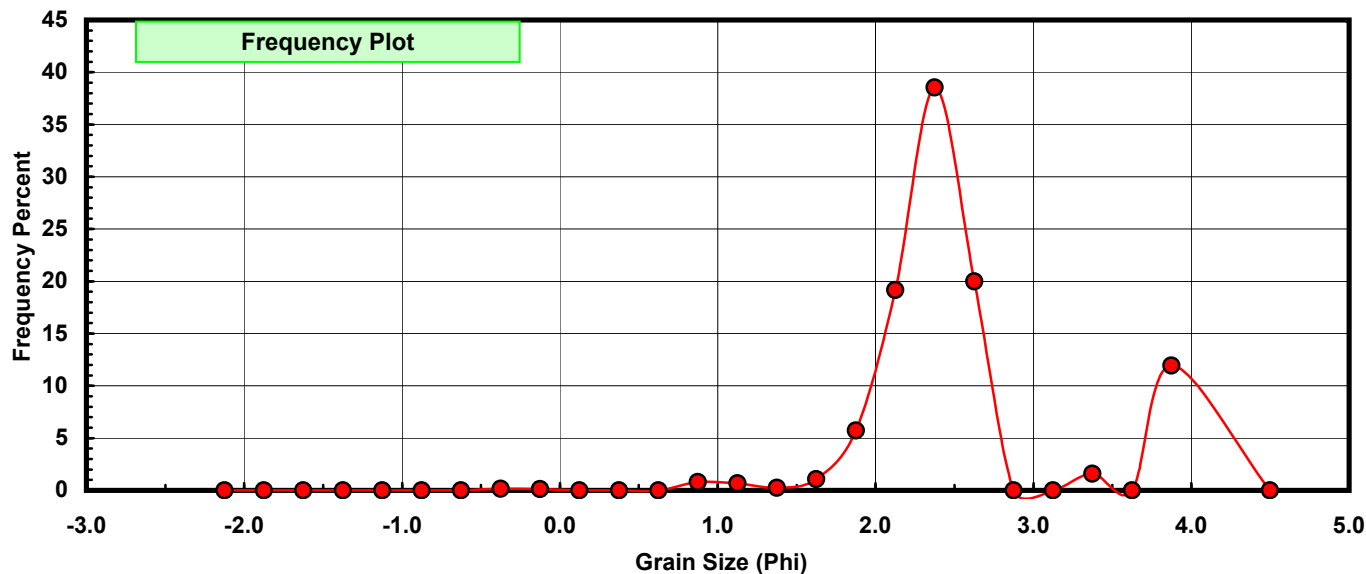
Sieve Size (phi)	Sieve Midpt (phi)	Weight (grams)	Freq Weight %	Cumulative Weight %
-2.00	-2.125	0.000	0.000	0.000
-1.75	-1.875	0.000	0.000	0.000
-1.50	-1.625	0.000	0.000	0.000
-1.25	-1.375	0.000	0.000	0.000
-1.00	-1.125	0.000	0.000	0.000
-0.75	-0.875	0.000	0.000	0.000
-0.50	-0.625	0.000	0.000	0.000
-0.25	-0.375	0.005	0.143	0.143
0.00	-0.125	0.004	0.115	0.258
0.25	0.125	0.000	0.000	0.258
0.50	0.375	0.000	0.000	0.258
0.75	0.625	0.000	0.000	0.258
1.00	0.875	0.028	0.803	1.061
1.25	1.125	0.023	0.660	1.721
1.50	1.375	0.009	0.258	1.979
1.75	1.625	0.037	1.061	3.041
2.00	1.875	0.200	5.737	8.778
2.25	2.125	0.668	19.162	27.940
2.50	2.375	1.343	38.526	66.466
2.75	2.625	0.697	19.994	86.460
3.00	2.875	0.000	0.000	86.460
3.25	3.125	0.000	0.000	86.460
3.50	3.375	0.056	1.606	88.067
3.75	3.625	0.000	0.000	88.067
4.00	3.875	0.416	11.933	100.000
5.00	4.500	0.000	0.000	100.000

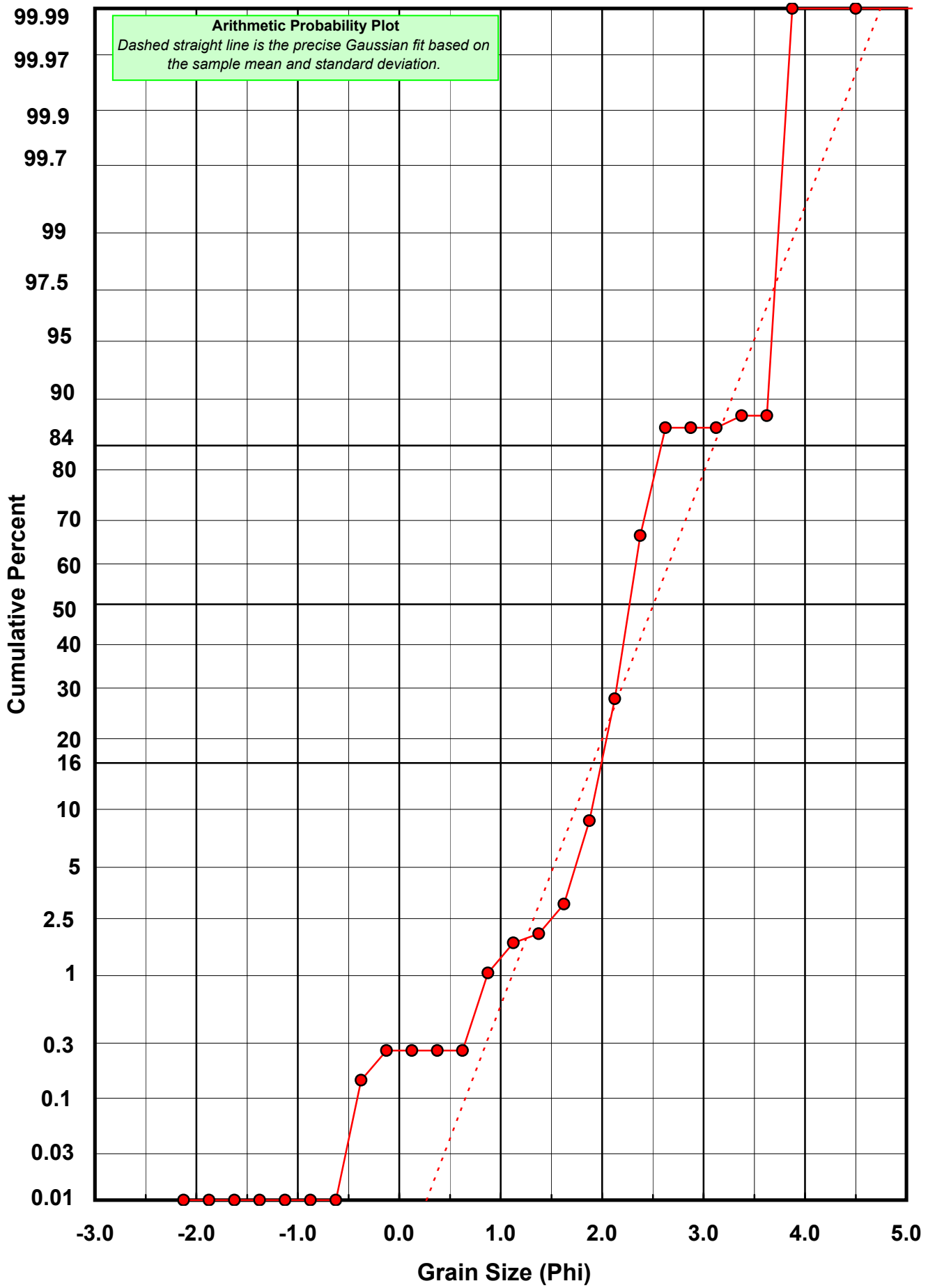
Statistical Results			
Mean:	2.5058	phi	(0.1761 mm)
Standard Dev:	0.6010	phi-units	(0.6593 mm)
Skewness:	0.7967	dimensionless	
Kurtosis:	5.2650	dimensionless	
5th Moment:	0.1220	dimensionless	
6th Moment:	46.7779	dimensionless	
RARD *	0.2399	dimensionless	
Median	2.2681	phi	(0.2076 mm)

* RARD = reciprocal absolute relative dispersion (see below)

Statistical Explanation	
Calculations based on the Method of Moments	
Skewness: 3rd Stand. Moment; Exact Gaussian = 0.0	
Kurtosis: 4th Stand. Moment; Exact Gaussian = 3.0	
For Further Explanation, See Calculation Sheets	
Millimeter data calculated by $mm = 2^{(-phi)}$	

Reciprocal Absolute Relative Dispersion (RARD) Scale	
< 0.5	Excellent homogeneity (e.g., beaches)
0.5 to 1.0	Good homogeneity
1.0 to 1.33	Fair homogeneity
> 1.33	Poor homogeneity (e.g., glacial)





Post-Digestion Grain Size Distribution

Onshore Grab Sample

Sample: VO-26-BB

Total Digested Mass: 78.655 grams

% Silica: 97.3 %

Sieve Size (phi)	Sieve Midpt (phi)	Weight (grams)	Freq Weight %	Cumulative Weight %
-2.00	-2.125	0.000	0.000	0.000
-1.75	-1.875	0.000	0.000	0.000
-1.50	-1.625	0.000	0.000	0.000
-1.25	-1.375	0.000	0.000	0.000
-1.00	-1.125	0.000	0.000	0.000
-0.75	-0.875	0.000	0.000	0.000
-0.50	-0.625	0.000	0.000	0.000
-0.25	-0.375	0.000	0.000	0.000
0.00	-0.125	0.000	0.000	0.000
0.25	0.125	0.007	0.009	0.009
0.50	0.375	0.009	0.011	0.020
0.75	0.625	0.009	0.011	0.032
1.00	0.875	0.008	0.010	0.042
1.25	1.125	0.004	0.005	0.047
1.50	1.375	0.016	0.020	0.067
1.75	1.625	0.053	0.067	0.135
2.00	1.875	0.683	0.868	1.003
2.25	2.125	4.303	5.471	6.474
2.50	2.375	17.109	21.752	28.226
2.75	2.625	29.507	37.514	65.740
3.00	2.875	19.058	24.230	89.970
3.25	3.125	5.538	7.041	97.011
3.50	3.375	1.309	1.664	98.675
3.75	3.625	0.691	0.879	99.554
4.00	3.875	0.351	0.446	100.000
5.00	4.500	0.000	0.000	100.000

Statistical Results			
Mean:	2.6575	phi	(0.1585 mm)
Standard Dev:	0.3052	phi-units	(0.8093 mm)
Skewness:	0.3139	dimensionless	
Kurtosis:	5.3920	dimensionless	
5th Moment:	-1.9589	dimensionless	
6th Moment:	102.0838	dimensionless	
RARD *	0.1149	dimensionless	
Median	2.5201	phi	(0.1743 mm)

* RARD = reciprocal absolute relative dispersion (see below)

Statistical Explanation	
Calculations based on the Method of Moments	
Skewness: 3rd Stand. Moment; Exact Gaussian = 0.0	
Kurtosis: 4th Stand. Moment; Exact Gaussian = 3.0	
For Further Explanation, See Calculation Sheets	
Millimeter data calculated by $mm = 2^{(-phi)}$	

Reciprocal Absolute Relative Dispersion (RARD) Scale	
< 0.5	Excellent homogeneity (e.g., beaches)
0.5 to 1.0	Good homogeneity
1.0 to 1.33	Fair homogeneity
> 1.33	Poor homogeneity (e.g., glacial)

