

Onshore Grab Sample

Sample: VO-24-BB
Sample Taken By: J. Ladner
Sample Collected On: 12/3/03
Splits? Yes

County: Volusia
Latitude: 29° 08' 25.92"
Longitude: 80° 57' 44.22"
Datum: NAD 83
Surf. Elev: N/A
Datum: N/A

Fine Data Summary

Total Sample Weight 59.463 grams
Total Fines in Sample 0.231 grams
Total Percent Fines 0.39 %

Dry Sieving Summary

Total Sample Weight 59.349 grams
Total Digested Weight 57.031 grams
Total Carbonate Weight 2.318 grams
Total Silica % 96.09 %
Total Carbonate % 3.91 %
Carbonate/Silica Ratio 0.041

General Comments:

None

Description

Worked By: M. Lachance

Pre-Digestion Grain Size Distribution

Onshore Grab Sample

Sample: VO-24-BB

Total Sample Mass: 59.349 grams

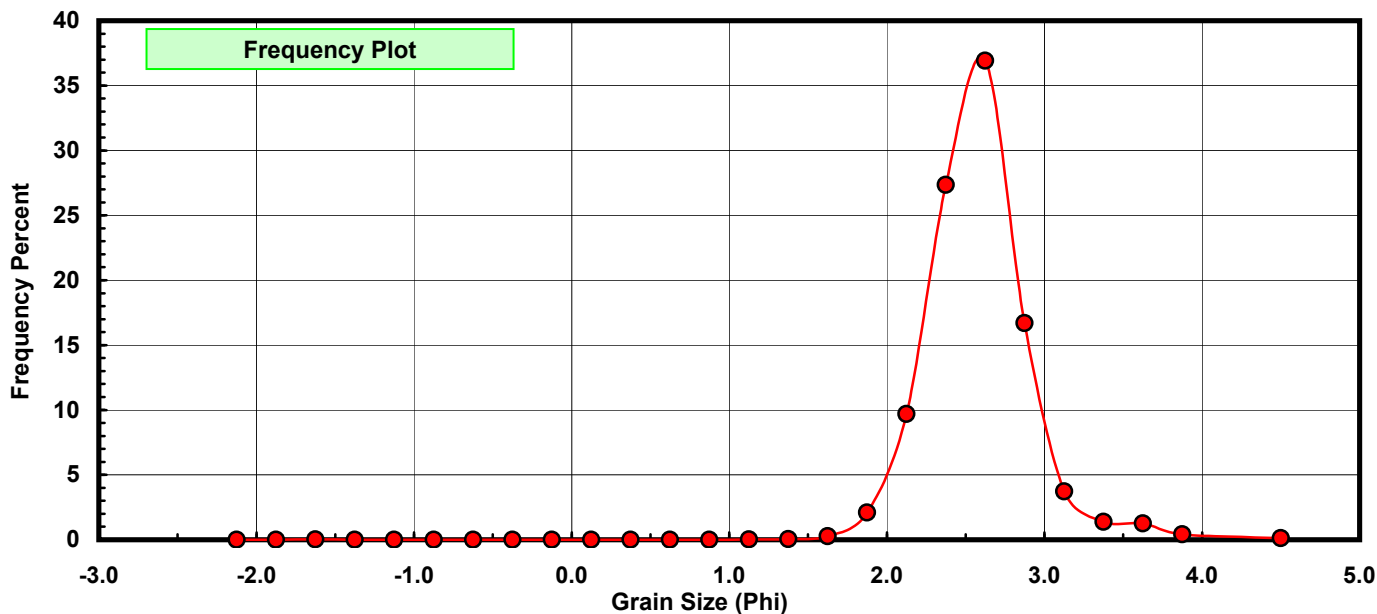
Sieve Size (phi)	Sieve Midpt (phi)	Weight (grams)	Freq Weight %	Cumulative Weight %
-2.00	-2.125	0.000	0.000	0.000
-1.75	-1.875	0.000	0.000	0.000
-1.50	-1.625	0.018	0.030	0.030
-1.25	-1.375	0.000	0.000	0.030
-1.00	-1.125	0.000	0.000	0.030
-0.75	-0.875	0.000	0.000	0.030
-0.50	-0.625	0.000	0.000	0.030
-0.25	-0.375	0.000	0.000	0.030
0.00	-0.125	0.000	0.000	0.030
0.25	0.125	0.000	0.000	0.030
0.50	0.375	0.003	0.005	0.035
0.75	0.625	0.002	0.003	0.039
1.00	0.875	0.003	0.005	0.044
1.25	1.125	0.008	0.013	0.057
1.50	1.375	0.032	0.054	0.111
1.75	1.625	0.155	0.261	0.372
2.00	1.875	1.245	2.098	2.470
2.25	2.125	5.754	9.695	12.165
2.50	2.375	16.233	27.352	39.517
2.75	2.625	21.906	36.910	76.428
3.00	2.875	9.909	16.696	93.124
3.25	3.125	2.207	3.719	96.842
3.50	3.375	0.816	1.375	98.217
3.75	3.625	0.741	1.249	99.466
4.00	3.875	0.248	0.418	99.884
5.00	4.500	0.069	0.116	100.000

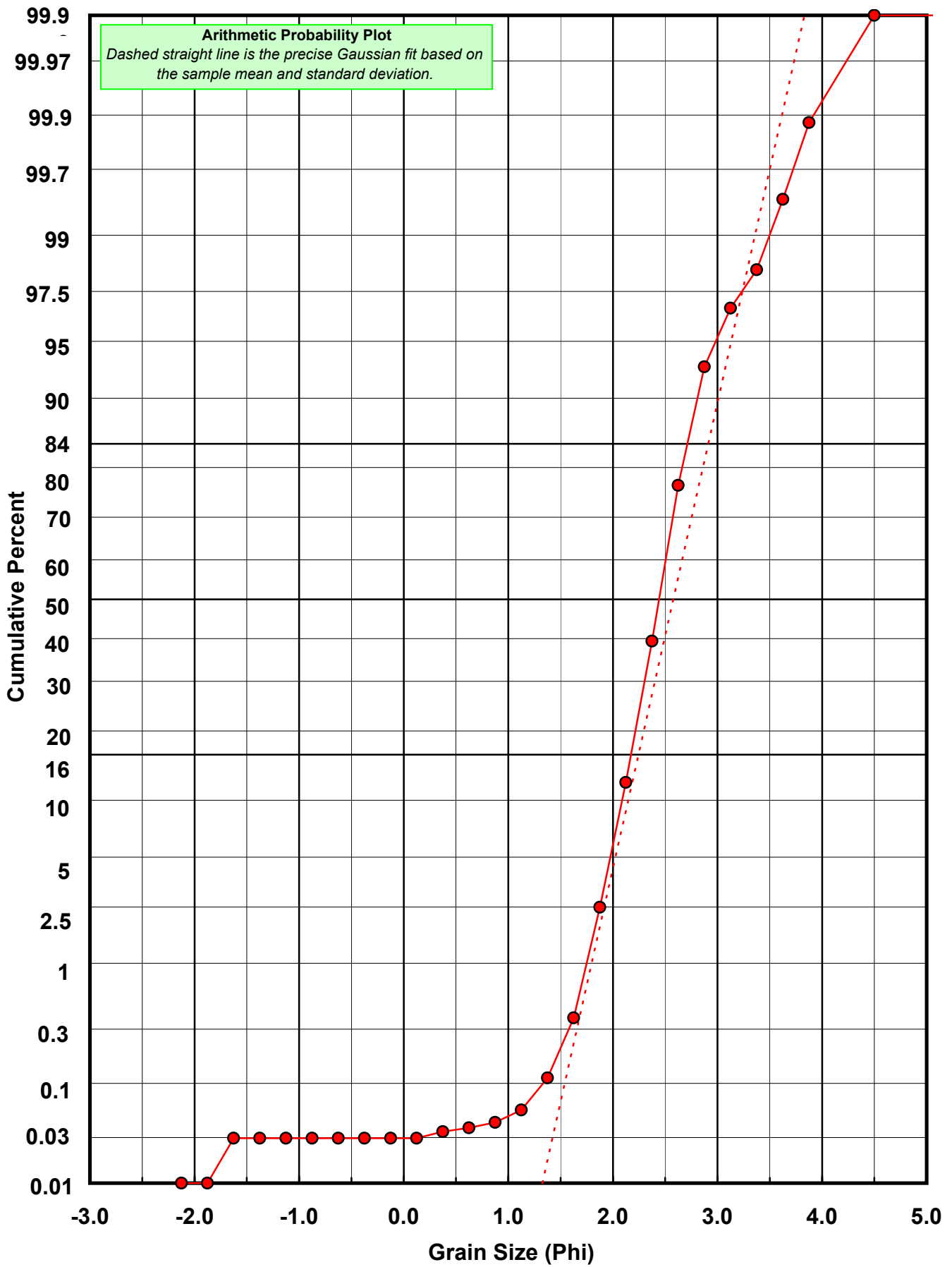
Statistical Results			
Mean:	2.5779	phi	(0.1675 mm)
Standard Dev:	0.3364	phi-units	(0.792 mm)
Skewness:	0.0917	dimensionless	
Kurtosis:	12.9593	dimensionless	
5th Moment:	-81.1341	dimensionless	
6th Moment:	1255.0391	dimensionless	
RARD *	0.1305	dimensionless	
Median	2.4460	phi	(0.1835 mm)

* RARD = reciprocal absolute relative dispersion (see below)

Statistical Explanation	
Calculations based on the Method of Moments	
Skewness: 3rd Stand. Moment; Exact Gaussian = 0.0	
Kurtosis: 4th Stand. Moment; Exact Gaussian = 3.0	
For Further Explanation, See Calculation Sheets	
Millimeter data calculated by $mm = 2^{(-phi)}$	

Reciprocal Absolute Relative Dispersion (RARD) Scale	
< 0.5	Excellent homogeneity (e.g., beaches)
0.5 to 1.0	Good homogeneity
1.0 to 1.33	Fair homogeneity
> 1.33	Poor homogeneity (e.g., glacial)





Carbonate Grain Size Distribution

Onshore Grab Sample

Sample: VO-24-BB

Total Carbonate Mass: 4.490 grams

% Carbonate: 3.9 %

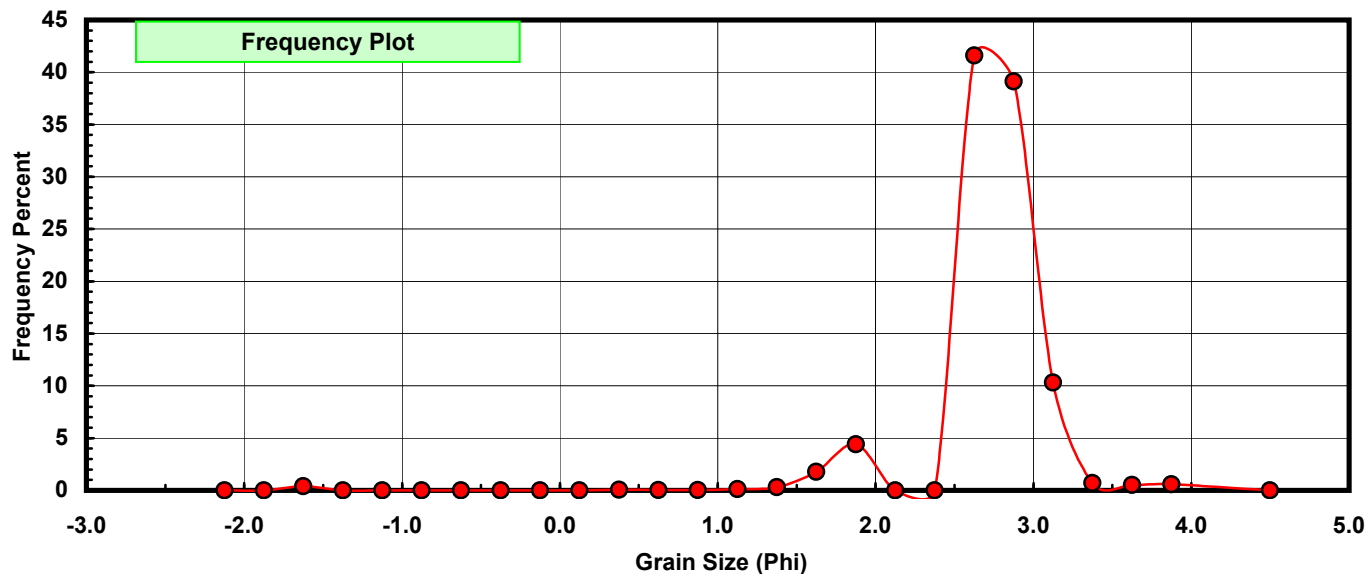
Sieve Size (phi)	Sieve Midpt (phi)	Weight (grams)	Freq Weight %	Cumulative Weight %
-2.00	-2.125	0.000	0.000	0.000
-1.75	-1.875	0.000	0.000	0.000
-1.50	-1.625	0.018	0.401	0.401
-1.25	-1.375	0.000	0.000	0.401
-1.00	-1.125	0.000	0.000	0.401
-0.75	-0.875	0.000	0.000	0.401
-0.50	-0.625	0.000	0.000	0.401
-0.25	-0.375	0.000	0.000	0.401
0.00	-0.125	0.000	0.000	0.401
0.25	0.125	0.000	0.000	0.401
0.50	0.375	0.003	0.067	0.468
0.75	0.625	0.002	0.045	0.512
1.00	0.875	0.002	0.045	0.557
1.25	1.125	0.005	0.111	0.668
1.50	1.375	0.014	0.312	0.980
1.75	1.625	0.080	1.782	2.762
2.00	1.875	0.198	4.410	7.171
2.25	2.125	0.000	0.000	7.171
2.50	2.375	0.000	0.000	7.171
2.75	2.625	1.868	41.604	48.775
3.00	2.875	1.757	39.131	87.906
3.25	3.125	0.463	10.312	98.218
3.50	3.375	0.031	0.690	98.909
3.75	3.625	0.023	0.512	99.421
4.00	3.875	0.026	0.579	100.000
5.00	4.500	0.000	0.000	100.000

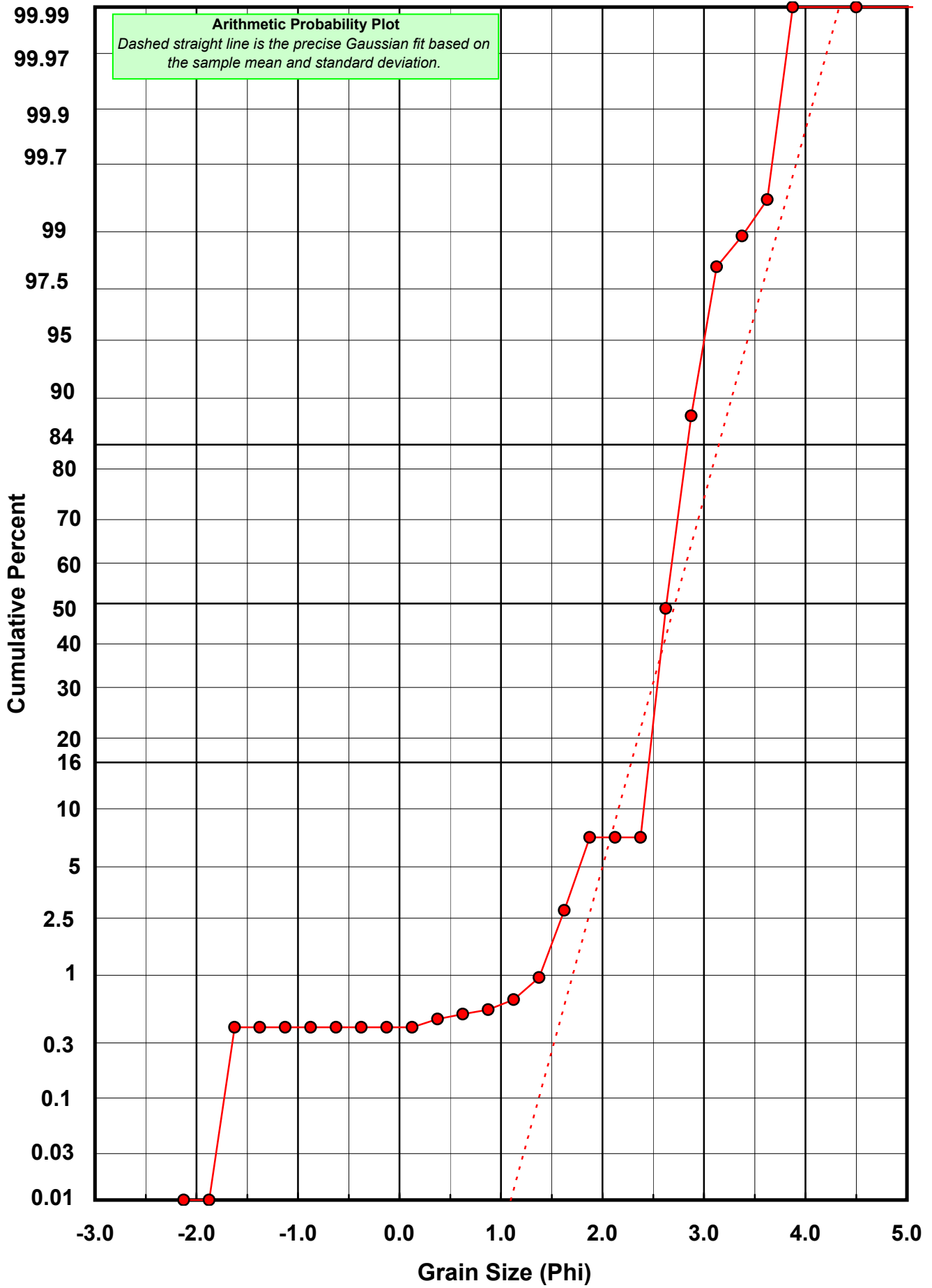
Statistical Results			
Mean:	2.7153	phi	(0.1523 mm)
Standard Dev:	0.4348	phi-units	(0.7398 mm)
Skewness:	-4.6358	dimensionless	
Kurtosis:	43.0482	dimensionless	
5th Moment:	-405.3544	dimensionless	
6th Moment:	4003.2209	dimensionless	
RARD *	0.1601	dimensionless	
Median	2.6328	phi	(0.1612 mm)

* RARD = reciprocal absolute relative dispersion (see below)

Statistical Explanation	
Calculations based on the Method of Moments	
Skewness: 3rd Stand. Moment; Exact Gaussian = 0.0	
Kurtosis: 4th Stand. Moment; Exact Gaussian = 3.0	
For Further Explanation, See Calculation Sheets	
Millimeter data calculated by $mm = 2^{(-phi)}$	

Reciprocal Absolute Relative Dispersion (RARD) Scale	
< 0.5	Excellent homogeneity (e.g., beaches)
0.5 to 1.0	Good homogeneity
1.0 to 1.33	Fair homogeneity
> 1.33	Poor homogeneity (e.g., glacial)





Post-Digestion Grain Size Distribution

Onshore Grab Sample

Sample: VO-24-BB

Total Digested Mass: 56.978 grams

% Silica: 96.1 %

Sieve Size (phi)	Sieve Midpt (phi)	Weight (grams)	Freq Weight %	Cumulative Weight %
-2.00	-2.125	0.000	0.000	0.000
-1.75	-1.875	0.000	0.000	0.000
-1.50	-1.625	0.000	0.000	0.000
-1.25	-1.375	0.000	0.000	0.000
-1.00	-1.125	0.000	0.000	0.000
-0.75	-0.875	0.000	0.000	0.000
-0.50	-0.625	0.000	0.000	0.000
-0.25	-0.375	0.000	0.000	0.000
0.00	-0.125	0.000	0.000	0.000
0.25	0.125	0.000	0.000	0.000
0.50	0.375	0.000	0.000	0.000
0.75	0.625	0.000	0.000	0.000
1.00	0.875	0.001	0.002	0.002
1.25	1.125	0.003	0.005	0.007
1.50	1.375	0.018	0.032	0.039
1.75	1.625	0.075	0.132	0.170
2.00	1.875	1.047	1.838	2.008
2.25	2.125	6.365	11.171	13.179
2.50	2.375	17.810	31.258	44.436
2.75	2.625	20.038	35.168	79.604
3.00	2.875	8.152	14.307	93.912
3.25	3.125	1.744	3.061	96.973
3.50	3.375	0.785	1.378	98.350
3.75	3.625	0.718	1.260	99.610
4.00	3.875	0.222	0.390	100.000
5.00	4.500	0.000	0.000	100.000

Statistical Results			
Mean:	2.5543	phi	(0.1702 mm)
Standard Dev:	0.3155	phi-units	(0.8036 mm)
Skewness:	0.7902	dimensionless	
Kurtosis:	5.0747	dimensionless	
5th Moment:	11.1744	dimensionless	
6th Moment:	51.7204	dimensionless	
RARD *	0.1235	dimensionless	
Median	2.4145	phi	(0.1876 mm)

* RARD = reciprocal absolute relative dispersion (see below)

Statistical Explanation	
Calculations based on the Method of Moments	
Skewness: 3rd Stand. Moment; Exact Gaussian = 0.0	
Kurtosis: 4th Stand. Moment; Exact Gaussian = 3.0	
For Further Explanation, See Calculation Sheets	
Millimeter data calculated by $mm = 2^{(-phi)}$	

Reciprocal Absolute Relative Dispersion (RARD) Scale	
< 0.5	Excellent homogeneity (e.g., beaches)
0.5 to 1.0	Good homogeneity
1.0 to 1.33	Fair homogeneity
> 1.33	Poor homogeneity (e.g., glacial)

