

Onshore Grab Sample

Sample: VO-22-SS
Sample Taken By: J. Ladner
Sample Collected On: 12/3/03
Splits? N/A

County: Volusia
Latitude: 29° 09' 50.76"
Longitude: 80° 58' 28.62"
Datum: NAD 83
Surf. Elev: N/A
Datum: N/A

Fine Data Summary

Total Sample Weight 78.594 grams
Total Fines in Sample 0.858 grams
Total Percent Fines 1.08 %

Dry Sieving Summary

Total Sample Weight 77.707 grams
Total Digested Weight 75.825 grams
Total Carbonate Weight 1.882 grams
Total Silica % 97.58 %
Total Carbonate % 2.42 %
Carbonate/Silica Ratio 0.025

General Comments:

None

Description

Worked By: M. Lachance

Pre-Digestion Grain Size Distribution

Onshore Grab Sample

Sample: VO-22-SS

Total Sample Mass: 77.707 grams

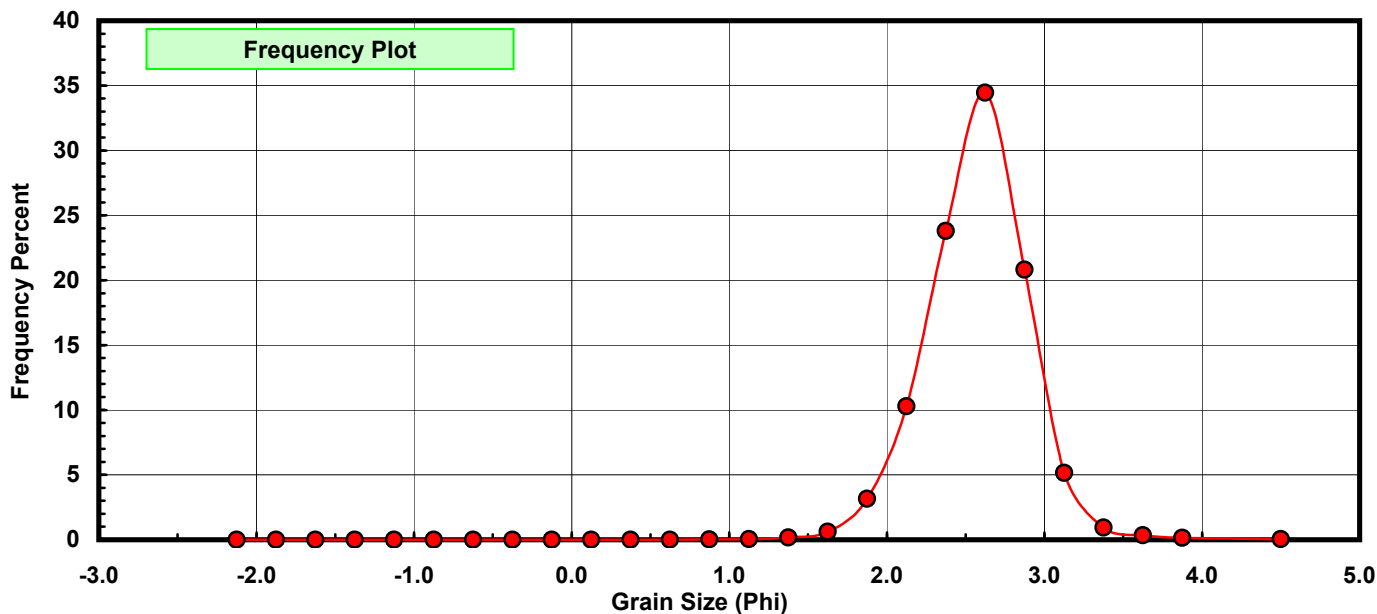
Sieve Size (phi)	Sieve Midpt (phi)	Weight (grams)	Freq Weight %	Cumulative Weight %
-2.00	-2.125	0.000	0.000	0.000
-1.75	-1.875	0.000	0.000	0.000
-1.50	-1.625	0.000	0.000	0.000
-1.25	-1.375	0.000	0.000	0.000
-1.00	-1.125	0.000	0.000	0.000
-0.75	-0.875	0.000	0.000	0.000
-0.50	-0.625	0.000	0.000	0.000
-0.25	-0.375	0.002	0.003	0.003
0.00	-0.125	0.000	0.000	0.003
0.25	0.125	0.001	0.001	0.004
0.50	0.375	0.002	0.003	0.006
0.75	0.625	0.001	0.001	0.008
1.00	0.875	0.019	0.024	0.032
1.25	1.125	0.037	0.048	0.080
1.50	1.375	0.139	0.179	0.259
1.75	1.625	0.470	0.605	0.864
2.00	1.875	2.444	3.145	4.009
2.25	2.125	7.984	10.274	14.283
2.50	2.375	18.494	23.800	38.083
2.75	2.625	26.776	34.458	72.540
3.00	2.875	16.181	20.823	93.364
3.25	3.125	3.997	5.144	98.507
3.50	3.375	0.735	0.946	99.453
3.75	3.625	0.277	0.356	99.810
4.00	3.875	0.119	0.153	99.963
5.00	4.500	0.029	0.037	100.000

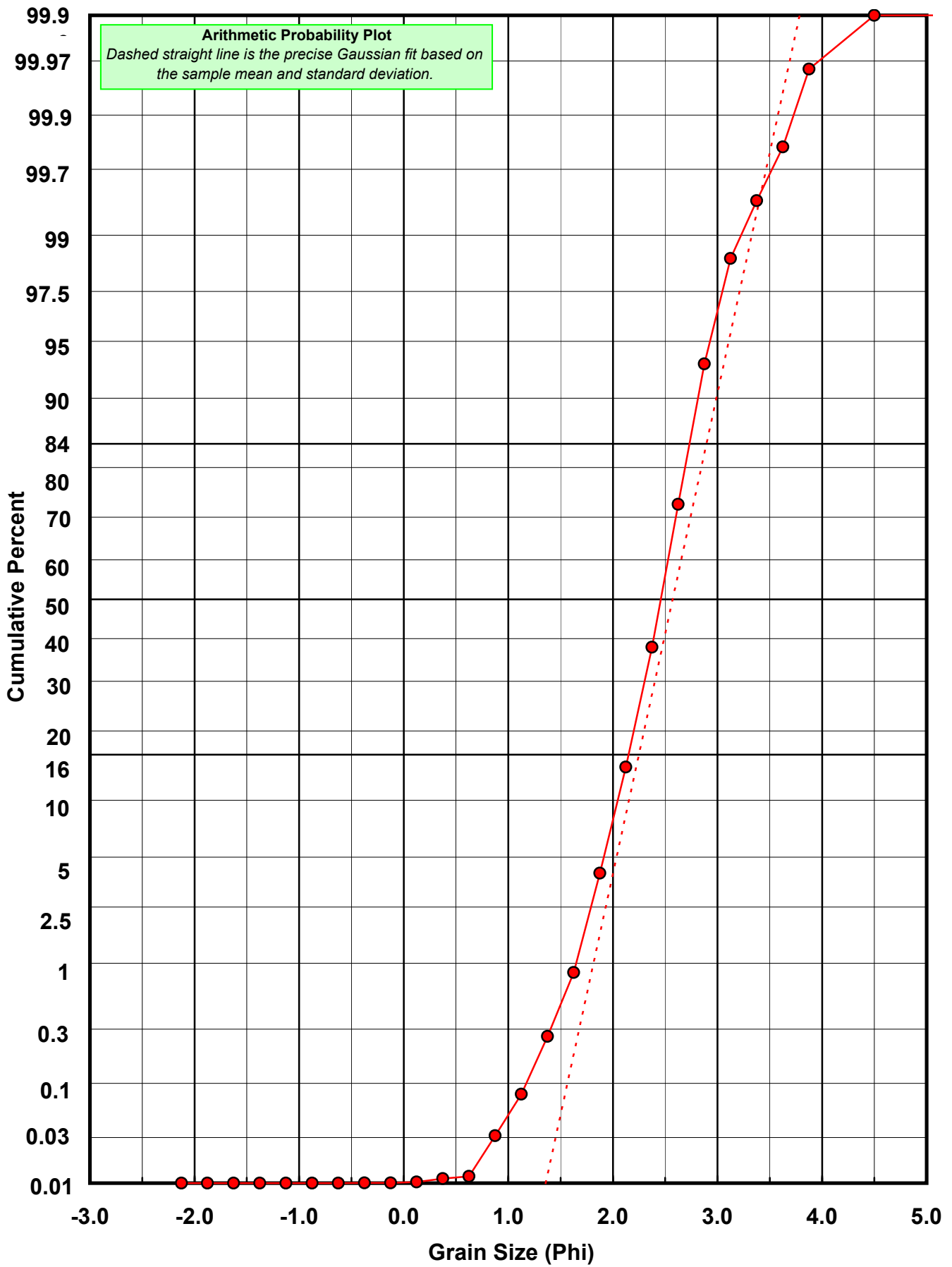
Statistical Results			
Mean:	2.5720	phi	(0.1682 mm)
Standard Dev:	0.3262	phi-units	(0.7976 mm)
Skewness:	-0.1176	dimensionless	
Kurtosis:	4.6662	dimensionless	
5th Moment:	-1.2069	dimensionless	
6th Moment:	69.8957	dimensionless	
RARD *	0.1268	dimensionless	
Median	2.4615	phi	(0.1816 mm)

* RARD = reciprocal absolute relative dispersion (see below)

Statistical Explanation	
Calculations based on the Method of Moments	
Skewness: 3rd Stand. Moment; Exact Gaussian = 0.0	
Kurtosis: 4th Stand. Moment; Exact Gaussian = 3.0	
For Further Explanation, See Calculation Sheets	
Millimeter data calculated by $mm = 2^{(-phi)}$	

Reciprocal Absolute Relative Dispersion (RARD) Scale	
< 0.5	Excellent homogeneity (e.g., beaches)
0.5 to 1.0	Good homogeneity
1.0 to 1.33	Fair homogeneity
> 1.33	Poor homogeneity (e.g., glacial)





Carbonate Grain Size Distribution

Onshore Grab Sample

Sample: VO-22-SS

Total Carbonate Mass: 2.497 grams

% Carbonate: 2.4 %

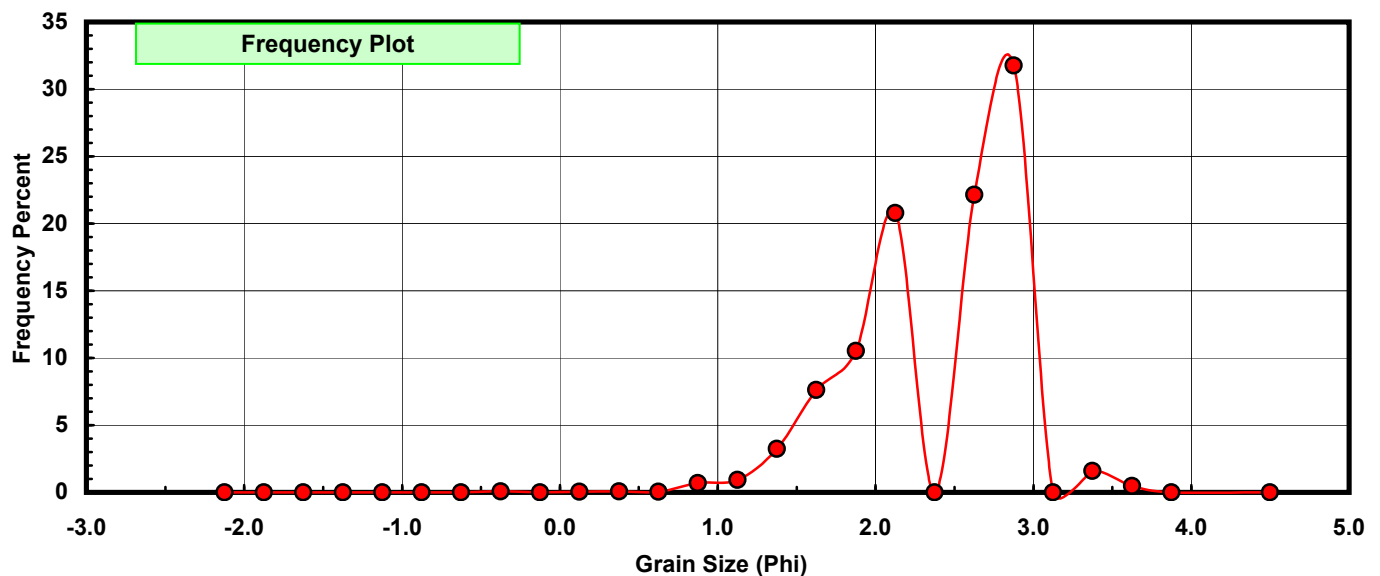
Sieve Size (phi)	Sieve Midpt (phi)	Weight (grams)	Freq Weight %	Cumulative Weight %
-2.00	-2.125	0.000	0.000	0.000
-1.75	-1.875	0.000	0.000	0.000
-1.50	-1.625	0.000	0.000	0.000
-1.25	-1.375	0.000	0.000	0.000
-1.00	-1.125	0.000	0.000	0.000
-0.75	-0.875	0.000	0.000	0.000
-0.50	-0.625	0.000	0.000	0.000
-0.25	-0.375	0.002	0.080	0.080
0.00	-0.125	0.000	0.000	0.080
0.25	0.125	0.001	0.040	0.120
0.50	0.375	0.002	0.080	0.200
0.75	0.625	0.001	0.040	0.240
1.00	0.875	0.017	0.681	0.921
1.25	1.125	0.023	0.921	1.842
1.50	1.375	0.081	3.244	5.086
1.75	1.625	0.190	7.609	12.695
2.00	1.875	0.263	10.533	23.228
2.25	2.125	0.519	20.785	44.013
2.50	2.375	0.000	0.000	44.013
2.75	2.625	0.553	22.147	66.159
3.00	2.875	0.793	31.758	97.918
3.25	3.125	0.000	0.000	97.918
3.50	3.375	0.040	1.602	99.519
3.75	3.625	0.012	0.481	100.000
4.00	3.875	0.000	0.000	100.000
5.00	4.500	0.000	0.000	100.000

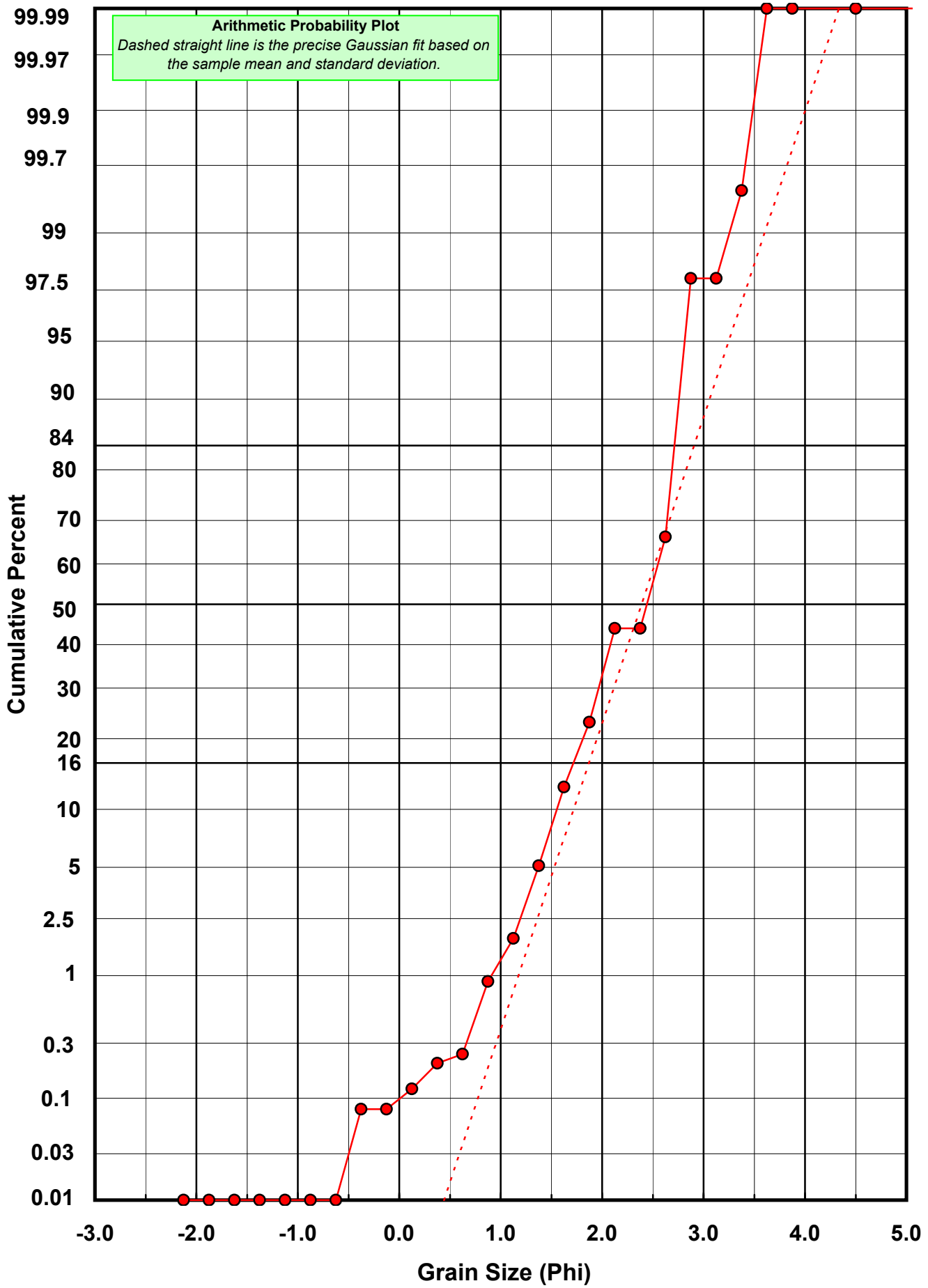
Statistical Results			
Mean:	2.3899	phi	(0.1908 mm)
Standard Dev:	0.5228	phi-units	(0.696 mm)
Skewness:	-0.6674	dimensionless	
Kurtosis:	3.3101	dimensionless	
5th Moment:	-7.4883	dimensionless	
6th Moment:	33.6056	dimensionless	
RARD *	0.2188	dimensionless	
Median	2.4426	phi	(0.184 mm)

* RARD = reciprocal absolute relative dispersion (see below)

Statistical Explanation	
Calculations based on the Method of Moments	
Skewness: 3rd Stand. Moment; Exact Gaussian = 0.0	
Kurtosis: 4th Stand. Moment; Exact Gaussian = 3.0	
For Further Explanation, See Calculation Sheets	
Millimeter data calculated by $mm = 2^{(-phi)}$	

Reciprocal Absolute Relative Dispersion (RARD) Scale	
< 0.5	Excellent homogeneity (e.g., beaches)
0.5 to 1.0	Good homogeneity
1.0 to 1.33	Fair homogeneity
> 1.33	Poor homogeneity (e.g., glacial)





Post-Digestion Grain Size Distribution

Onshore Grab Sample

Sample: VO-22-SS

Total Digested Mass: 75.800 grams

% Silica: 97.6 %

Sieve Size (phi)	Sieve Midpt (phi)	Weight (grams)	Freq Weight %	Cumulative Weight %
-2.00	-2.125	0.000	0.000	0.000
-1.75	-1.875	0.000	0.000	0.000
-1.50	-1.625	0.000	0.000	0.000
-1.25	-1.375	0.000	0.000	0.000
-1.00	-1.125	0.000	0.000	0.000
-0.75	-0.875	0.000	0.000	0.000
-0.50	-0.625	0.000	0.000	0.000
-0.25	-0.375	0.000	0.000	0.000
0.00	-0.125	0.000	0.000	0.000
0.25	0.125	0.000	0.000	0.000
0.50	0.375	0.000	0.000	0.000
0.75	0.625	0.000	0.000	0.000
1.00	0.875	0.002	0.003	0.003
1.25	1.125	0.014	0.018	0.021
1.50	1.375	0.058	0.077	0.098
1.75	1.625	0.280	0.369	0.467
2.00	1.875	2.181	2.877	3.344
2.25	2.125	7.465	9.848	13.193
2.50	2.375	18.869	24.893	38.086
2.75	2.625	26.223	34.595	72.681
3.00	2.875	15.388	20.301	92.982
3.25	3.125	4.210	5.554	98.536
3.50	3.375	0.695	0.917	99.453
3.75	3.625	0.265	0.350	99.802
4.00	3.875	0.150	0.198	100.000
5.00	4.500	0.000	0.000	100.000

Statistical Results			
Mean:	2.5783	phi	(0.1674 mm)
Standard Dev:	0.3150	phi-units	(0.8039 mm)
Skewness:	0.0278	dimensionless	
Kurtosis:	3.8457	dimensionless	
5th Moment:	1.4468	dimensionless	
6th Moment:	30.9382	dimensionless	
RARD *	0.1222	dimensionless	
Median	2.4611	phi	(0.1816 mm)

* RARD = reciprocal absolute relative dispersion (see below)

Statistical Explanation	
Calculations based on the Method of Moments	
Skewness: 3rd Stand. Moment; Exact Gaussian = 0.0	
Kurtosis: 4th Stand. Moment; Exact Gaussian = 3.0	
For Further Explanation, See Calculation Sheets	
Millimeter data calculated by $mm = 2^{(-phi)}$	

Reciprocal Absolute Relative Dispersion (RARD) Scale	
< 0.5	Excellent homogeneity (e.g., beaches)
0.5 to 1.0	Good homogeneity
1.0 to 1.33	Fair homogeneity
> 1.33	Poor homogeneity (e.g., glacial)

