

Onshore Grab Sample

Sample: VO-21-BB
Sample Taken By: J. Ladner
Sample Collected On: 12/3/03
Splits? N/A

County: Volusia
Latitude: 29° 10' 35.34"
Longitude: 80° 58' 54.48"
Datum: NAD 83
Surf. Elev: N/A
Datum: N/A

Fine Data Summary

Total Sample Weight 82.698 grams
Total Fines in Sample 0.453 grams
Total Percent Fines 0.54 %

Dry Sieving Summary

Total Sample Weight 82.347 grams
Total Digested Weight 78.750 grams
Total Carbonate Weight 3.597 grams
Total Silica % 95.63 %
Total Carbonate % 4.37 %
Carbonate/Silica Ratio 0.046

General Comments:

None

Description

Worked By: M. Lachance

Pre-Digestion Grain Size Distribution

Onshore Grab Sample

Sample: VO-21-BB

Total Sample Mass: 82.347 grams

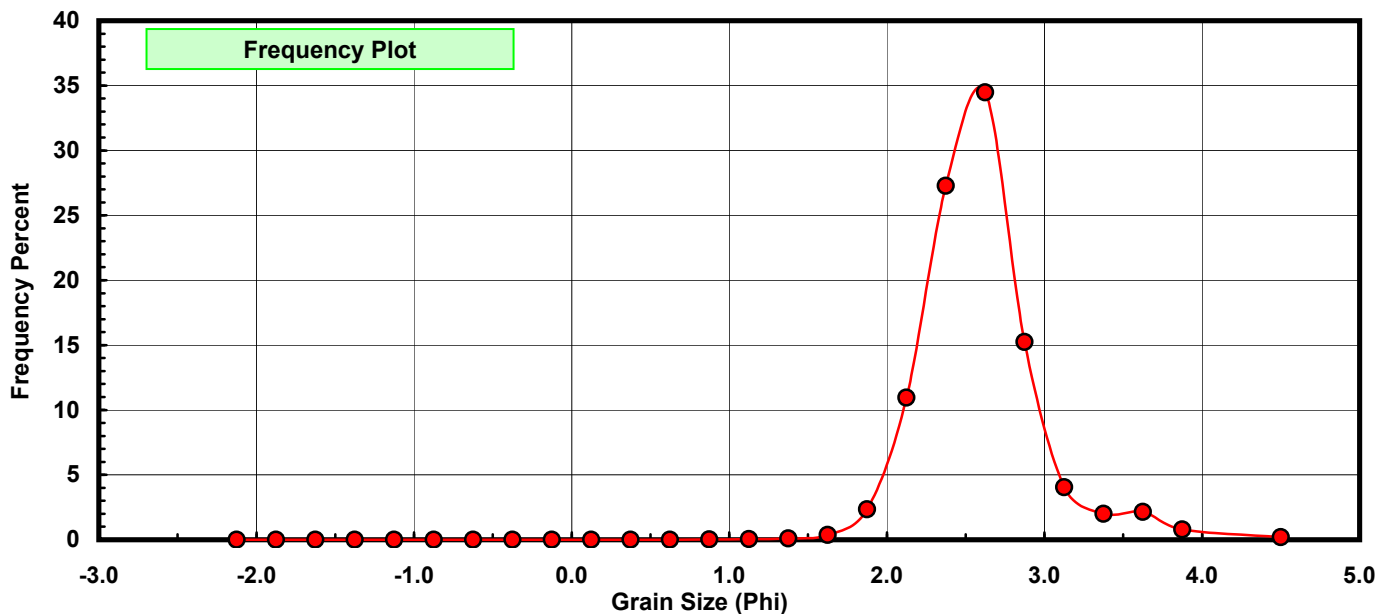
Sieve Size (phi)	Sieve Midpt (phi)	Weight (grams)	Freq Weight %	Cumulative Weight %
-2.00	-2.125	0.000	0.000	0.000
-1.75	-1.875	0.000	0.000	0.000
-1.50	-1.625	0.000	0.000	0.000
-1.25	-1.375	0.000	0.000	0.000
-1.00	-1.125	0.001	0.001	0.001
-0.75	-0.875	0.001	0.001	0.002
-0.50	-0.625	0.001	0.001	0.004
-0.25	-0.375	0.001	0.001	0.005
0.00	-0.125	0.000	0.000	0.005
0.25	0.125	0.000	0.000	0.005
0.50	0.375	0.001	0.001	0.006
0.75	0.625	0.001	0.001	0.007
1.00	0.875	0.018	0.022	0.029
1.25	1.125	0.034	0.041	0.070
1.50	1.375	0.089	0.108	0.179
1.75	1.625	0.299	0.363	0.542
2.00	1.875	1.934	2.349	2.890
2.25	2.125	9.010	10.942	13.832
2.50	2.375	22.454	27.268	41.099
2.75	2.625	28.389	34.475	75.574
3.00	2.875	12.547	15.237	90.811
3.25	3.125	3.328	4.041	94.852
3.50	3.375	1.647	2.000	96.852
3.75	3.625	1.766	2.145	98.997
4.00	3.875	0.654	0.794	99.791
5.00	4.500	0.172	0.209	100.000

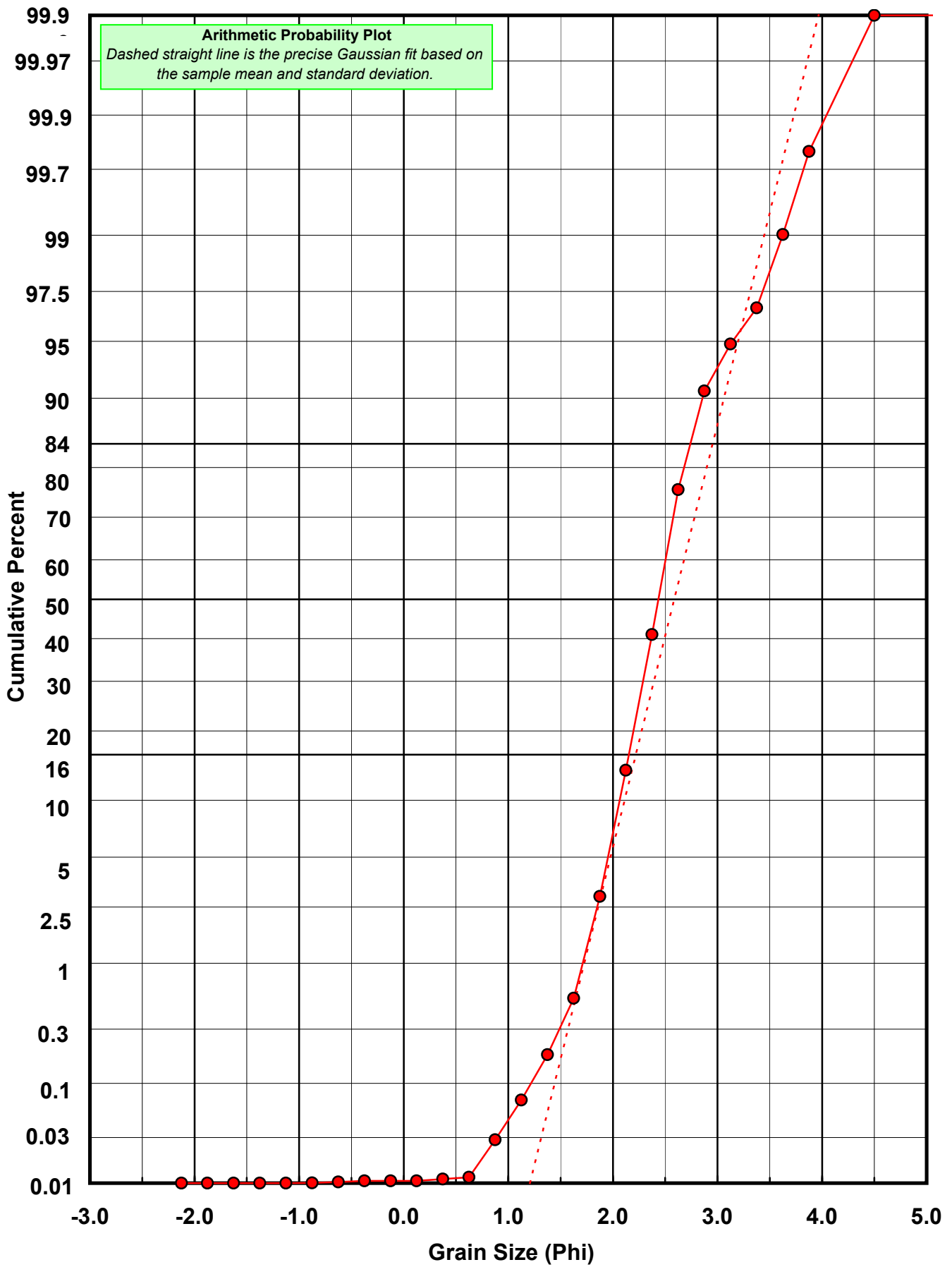
Statistical Results			
Mean:	2.5869	phi	(0.1664 mm)
Standard Dev:	0.3708	phi-units	(0.7734 mm)
Skewness:	0.8714	dimensionless	
Kurtosis:	6.1275	dimensionless	
5th Moment:	10.7953	dimensionless	
6th Moment:	104.2647	dimensionless	
RARD *	0.1433	dimensionless	
Median	2.4395	phi	(0.1843 mm)

* RARD = reciprocal absolute relative dispersion (see below)

Statistical Explanation	
Calculations based on the Method of Moments	
Skewness: 3rd Stand. Moment; Exact Gaussian = 0.0	
Kurtosis: 4th Stand. Moment; Exact Gaussian = 3.0	
For Further Explanation, See Calculation Sheets	
Millimeter data calculated by $mm = 2^{(-phi)}$	

Reciprocal Absolute Relative Dispersion (RARD) Scale	
< 0.5	Excellent homogeneity (e.g., beaches)
0.5 to 1.0	Good homogeneity
1.0 to 1.33	Fair homogeneity
> 1.33	Poor homogeneity (e.g., glacial)





Carbonate Grain Size Distribution

Onshore Grab Sample

Sample: VO-21-BB

Total Carbonate Mass: 4.320 grams

% Carbonate: 4.4 %

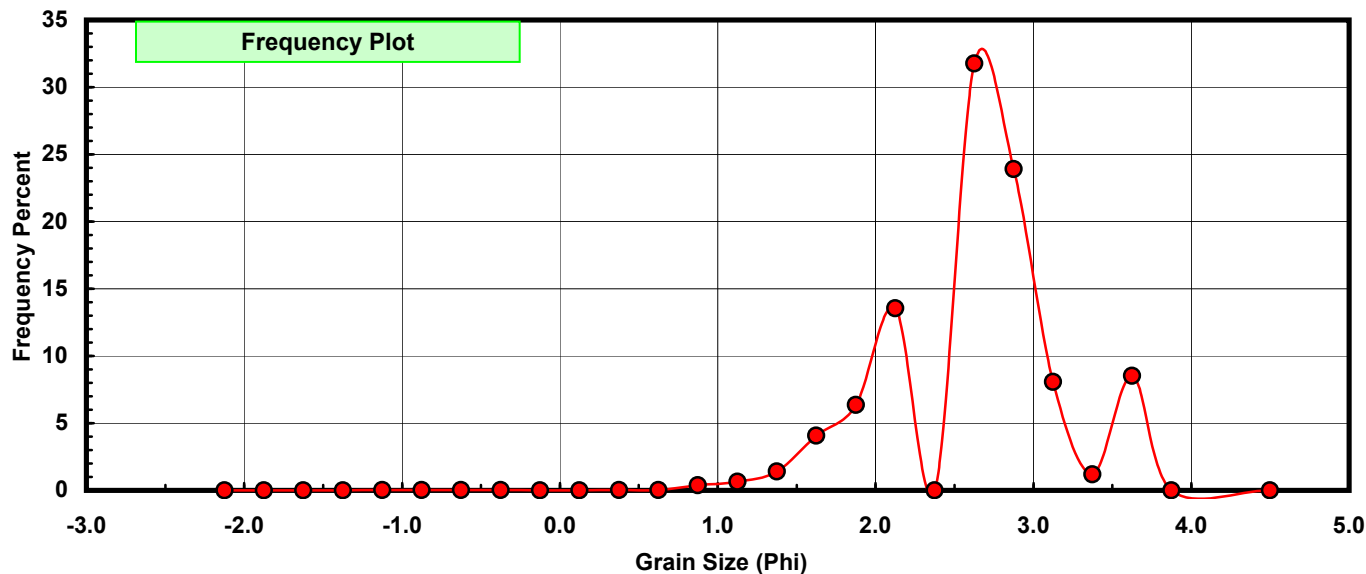
Sieve Size (phi)	Sieve Midpt (phi)	Weight (grams)	Freq Weight %	Cumulative Weight %
-2.00	-2.125	0.000	0.000	0.000
-1.75	-1.875	0.000	0.000	0.000
-1.50	-1.625	0.000	0.000	0.000
-1.25	-1.375	0.000	0.000	0.000
-1.00	-1.125	0.001	0.023	0.023
-0.75	-0.875	0.001	0.023	0.046
-0.50	-0.625	0.001	0.023	0.069
-0.25	-0.375	0.001	0.023	0.093
0.00	-0.125	0.000	0.000	0.093
0.25	0.125	0.000	0.000	0.093
0.50	0.375	0.001	0.023	0.116
0.75	0.625	0.001	0.023	0.139
1.00	0.875	0.016	0.370	0.509
1.25	1.125	0.028	0.648	1.157
1.50	1.375	0.061	1.412	2.569
1.75	1.625	0.176	4.074	6.644
2.00	1.875	0.275	6.366	13.009
2.25	2.125	0.585	13.542	26.551
2.50	2.375	0.000	0.000	26.551
2.75	2.625	1.372	31.759	58.310
3.00	2.875	1.033	23.912	82.222
3.25	3.125	0.349	8.079	90.301
3.50	3.375	0.051	1.181	91.481
3.75	3.625	0.368	8.519	100.000
4.00	3.875	0.000	0.000	100.000
5.00	4.500	0.000	0.000	100.000

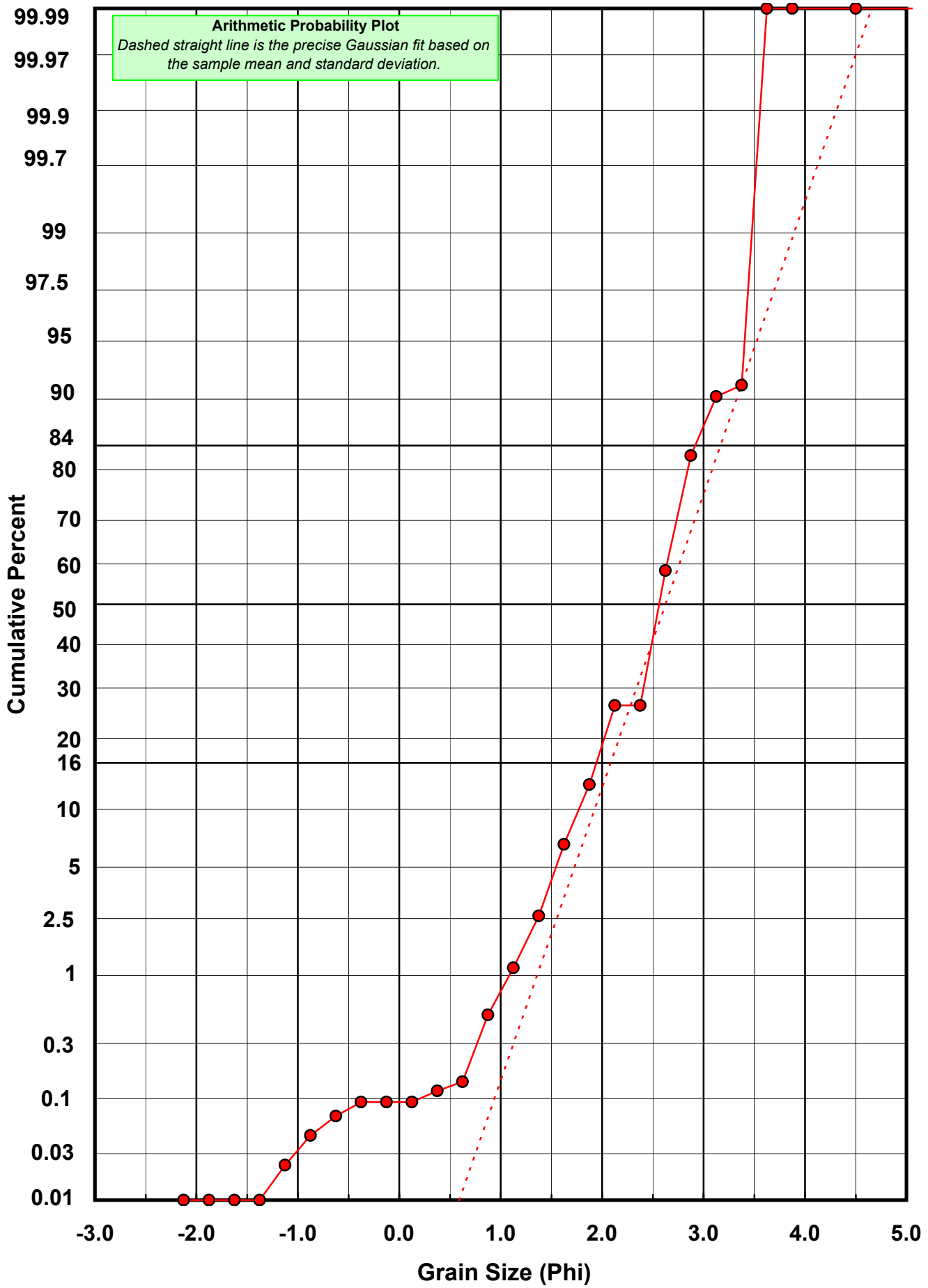
Statistical Results			
Mean:	2.6251	phi	(0.1621 mm)
Standard Dev:	0.5460	phi-units	(0.6849 mm)
Skewness:	-0.5573	dimensionless	
Kurtosis:	4.5135	dimensionless	
5th Moment:	-11.8893	dimensionless	
6th Moment:	72.9768	dimensionless	
RARD *	0.2080	dimensionless	
Median	2.5596	phi	(0.1696 mm)

* RARD = reciprocal absolute relative dispersion (see below)

Statistical Explanation	
Calculations based on the Method of Moments	
Skewness: 3rd Stand. Moment; Exact Gaussian = 0.0	
Kurtosis: 4th Stand. Moment; Exact Gaussian = 3.0	
For Further Explanation, See Calculation Sheets	
Millimeter data calculated by $mm = 2^{(-phi)}$	

Reciprocal Absolute Relative Dispersion (RARD) Scale	
< 0.5	Excellent homogeneity (e.g., beaches)
0.5 to 1.0	Good homogeneity
1.0 to 1.33	Fair homogeneity
> 1.33	Poor homogeneity (e.g., glacial)





Post-Digestion Grain Size Distribution

Onshore Grab Sample

Sample: VO-21-BB

Total Digested Mass: 78.589 grams

% Silica: 95.6 %

Sieve Size (phi)	Sieve Midpt (phi)	Weight (grams)	Freq Weight %	Cumulative Weight %
-2.00	-2.125	0.000	0.000	0.000
-1.75	-1.875	0.000	0.000	0.000
-1.50	-1.625	0.000	0.000	0.000
-1.25	-1.375	0.000	0.000	0.000
-1.00	-1.125	0.000	0.000	0.000
-0.75	-0.875	0.000	0.000	0.000
-0.50	-0.625	0.000	0.000	0.000
-0.25	-0.375	0.000	0.000	0.000
0.00	-0.125	0.000	0.000	0.000
0.25	0.125	0.000	0.000	0.000
0.50	0.375	0.000	0.000	0.000
0.75	0.625	0.000	0.000	0.000
1.00	0.875	0.002	0.003	0.003
1.25	1.125	0.006	0.008	0.010
1.50	1.375	0.028	0.036	0.046
1.75	1.625	0.123	0.157	0.202
2.00	1.875	1.659	2.111	2.313
2.25	2.125	8.425	10.720	13.034
2.50	2.375	23.185	29.502	42.535
2.75	2.625	27.017	34.378	76.913
3.00	2.875	11.514	14.651	91.564
3.25	3.125	2.979	3.791	95.354
3.50	3.375	1.596	2.031	97.385
3.75	3.625	1.398	1.779	99.164
4.00	3.875	0.657	0.836	100.000
5.00	4.500	0.000	0.000	100.000

Statistical Results			
Mean:	2.5787	phi	(0.1674 mm)
Standard Dev:	0.3461	phi-units	(0.7867 mm)
Skewness:	0.8960	dimensionless	
Kurtosis:	4.9724	dimensionless	
5th Moment:	10.7696	dimensionless	
6th Moment:	45.0484	dimensionless	
RARD *	0.1342	dimensionless	
Median	2.4293	phi	(0.1857 mm)

* RARD = reciprocal absolute relative dispersion (see below)

Statistical Explanation	
Calculations based on the Method of Moments	
Skewness: 3rd Stand. Moment; Exact Gaussian = 0.0	
Kurtosis: 4th Stand. Moment; Exact Gaussian = 3.0	
For Further Explanation, See Calculation Sheets	
Millimeter data calculated by $mm = 2^{(-phi)}$	

Reciprocal Absolute Relative Dispersion (RARD) Scale	
< 0.5	Excellent homogeneity (e.g., beaches)
0.5 to 1.0	Good homogeneity
1.0 to 1.33	Fair homogeneity
> 1.33	Poor homogeneity (e.g., glacial)

