

Onshore Grab Sample

Sample: VO-19-BB
Sample Taken By: J. Ladner
Sample Collected On: 12/3/03
Splits? N/A

County: Volusia
Latitude: 29° 12' 1.56"
Longitude: 80° 59' 38.94"
Datum: NAD 83
Surf. Elev: N/A
Datum: N/A

Fine Data Summary

Total Sample Weight 87.862 grams
Total Fines in Sample 0.335 grams
Total Percent Fines 0.38 %

Dry Sieving Summary

Total Sample Weight 87.569 grams
Total Digested Weight 80.331 grams
Total Carbonate Weight 7.238 grams
Total Silica % 91.73 %
Total Carbonate % 8.27 %
Carbonate/Silica Ratio 0.090

General Comments:

None

Description

Worked By: M. Lachance

Pre-Digestion Grain Size Distribution

Onshore Grab Sample

Sample: VO-19-BB

Total Sample Mass: 87.569 grams

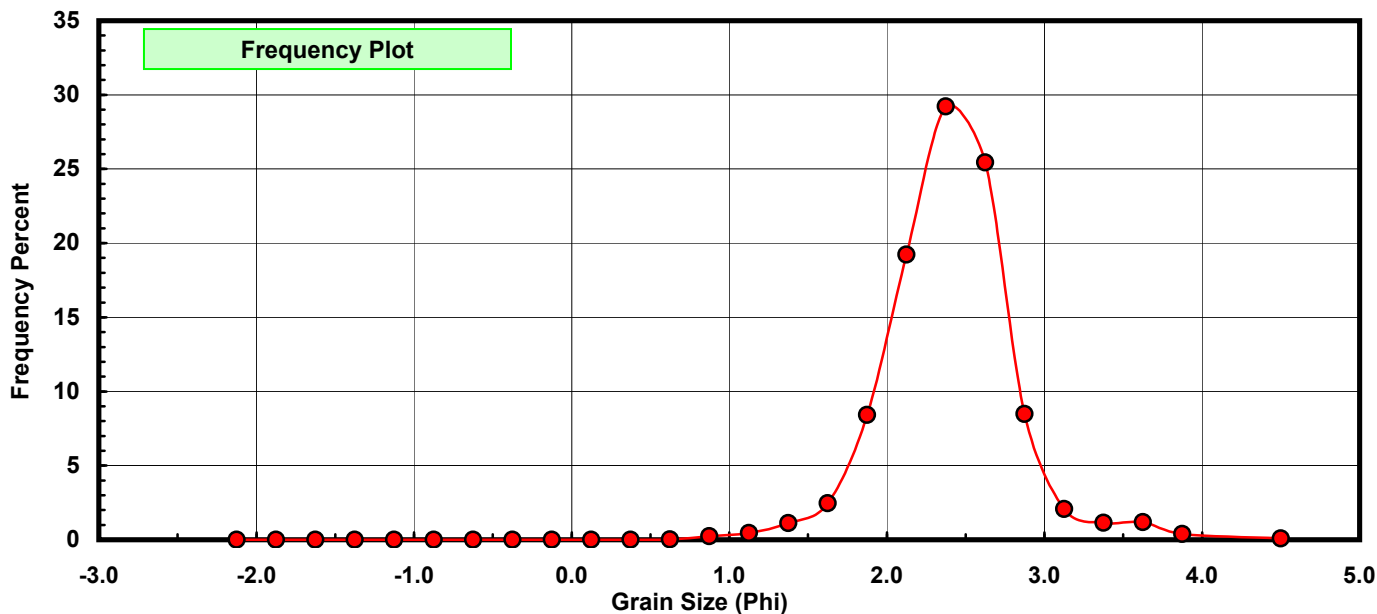
Sieve Size (phi)	Sieve Midpt (phi)	Weight (grams)	Freq Weight %	Cumulative Weight %
-2.00	-2.125	0.000	0.000	0.000
-1.75	-1.875	0.000	0.000	0.000
-1.50	-1.625	0.000	0.000	0.000
-1.25	-1.375	0.000	0.000	0.000
-1.00	-1.125	0.000	0.000	0.000
-0.75	-0.875	0.000	0.000	0.000
-0.50	-0.625	0.000	0.000	0.000
-0.25	-0.375	0.000	0.000	0.000
0.00	-0.125	0.000	0.000	0.000
0.25	0.125	0.004	0.005	0.005
0.50	0.375	0.008	0.009	0.014
0.75	0.625	0.027	0.031	0.045
1.00	0.875	0.207	0.236	0.281
1.25	1.125	0.400	0.457	0.738
1.50	1.375	0.992	1.133	1.871
1.75	1.625	2.156	2.462	4.333
2.00	1.875	7.377	8.424	12.757
2.25	2.125	16.840	19.231	31.987
2.50	2.375	25.589	29.222	61.209
2.75	2.625	22.274	25.436	86.645
3.00	2.875	7.424	8.478	95.123
3.25	3.125	1.820	2.078	97.201
3.50	3.375	1.008	1.151	98.352
3.75	3.625	1.032	1.178	99.531
4.00	3.875	0.332	0.379	99.910
5.00	4.500	0.079	0.090	100.000

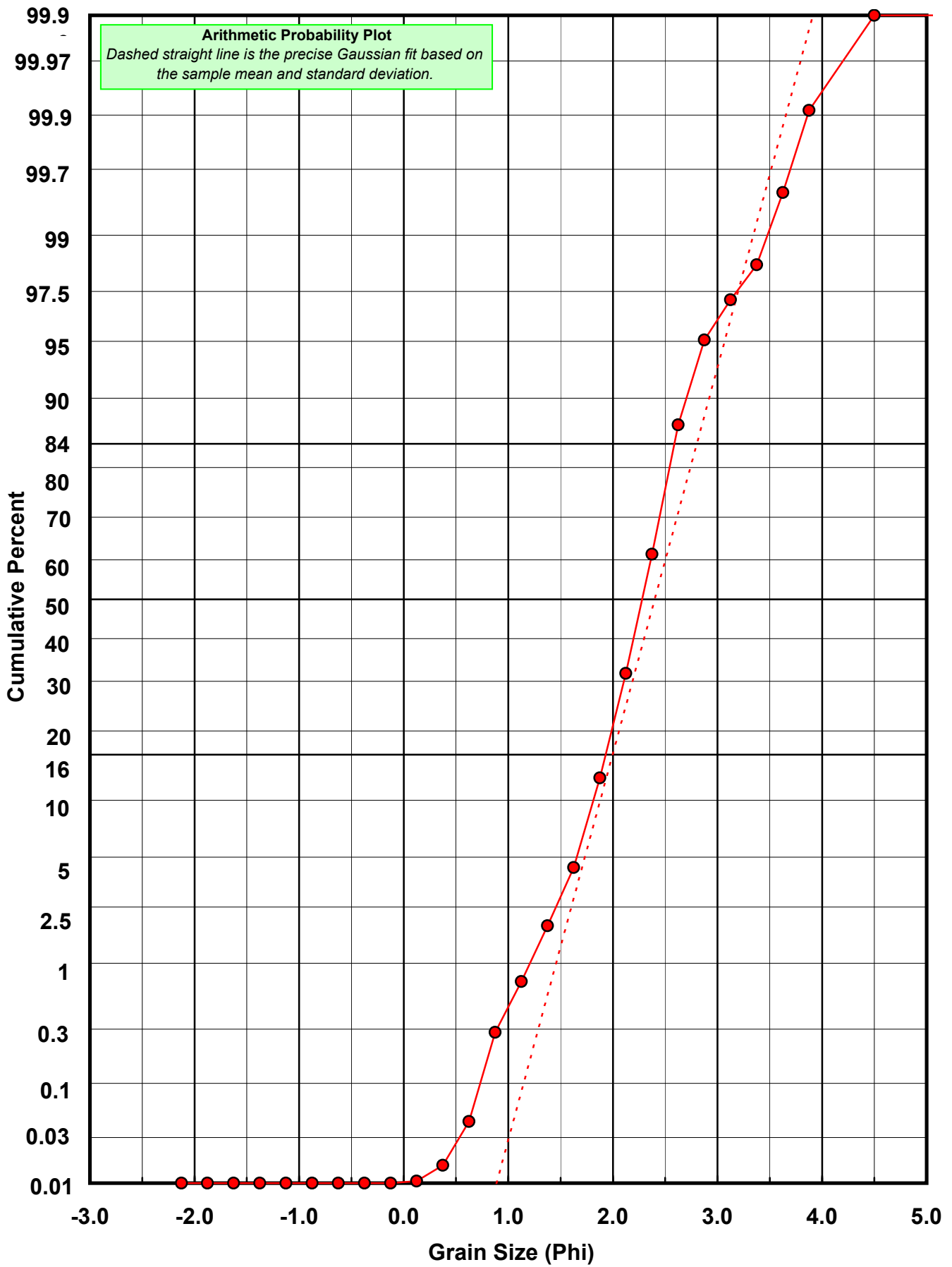
Statistical Results			
Mean:	2.4003	phi	(0.1894 mm)
Standard Dev:	0.4060	phi-units	(0.7547 mm)
Skewness:	0.1794	dimensionless	
Kurtosis:	5.3141	dimensionless	
5th Moment:	3.8994	dimensionless	
6th Moment:	59.2108	dimensionless	
RARD *	0.1691	dimensionless	
Median	2.2791	phi	(0.206 mm)

* RARD = reciprocal absolute relative dispersion (see below)

Statistical Explanation	
Calculations based on the Method of Moments	
Skewness: 3rd Stand. Moment; Exact Gaussian = 0.0	
Kurtosis: 4th Stand. Moment; Exact Gaussian = 3.0	
For Further Explanation, See Calculation Sheets	
Millimeter data calculated by $mm = 2^{(-phi)}$	

Reciprocal Absolute Relative Dispersion (RARD) Scale	
< 0.5	Excellent homogeneity (e.g., beaches)
0.5 to 1.0	Good homogeneity
1.0 to 1.33	Fair homogeneity
> 1.33	Poor homogeneity (e.g., glacial)





Carbonate Grain Size Distribution

Onshore Grab Sample

Sample: VO-19-BB

Total Carbonate Mass: 7.636 grams

% Carbonate: 8.3 %

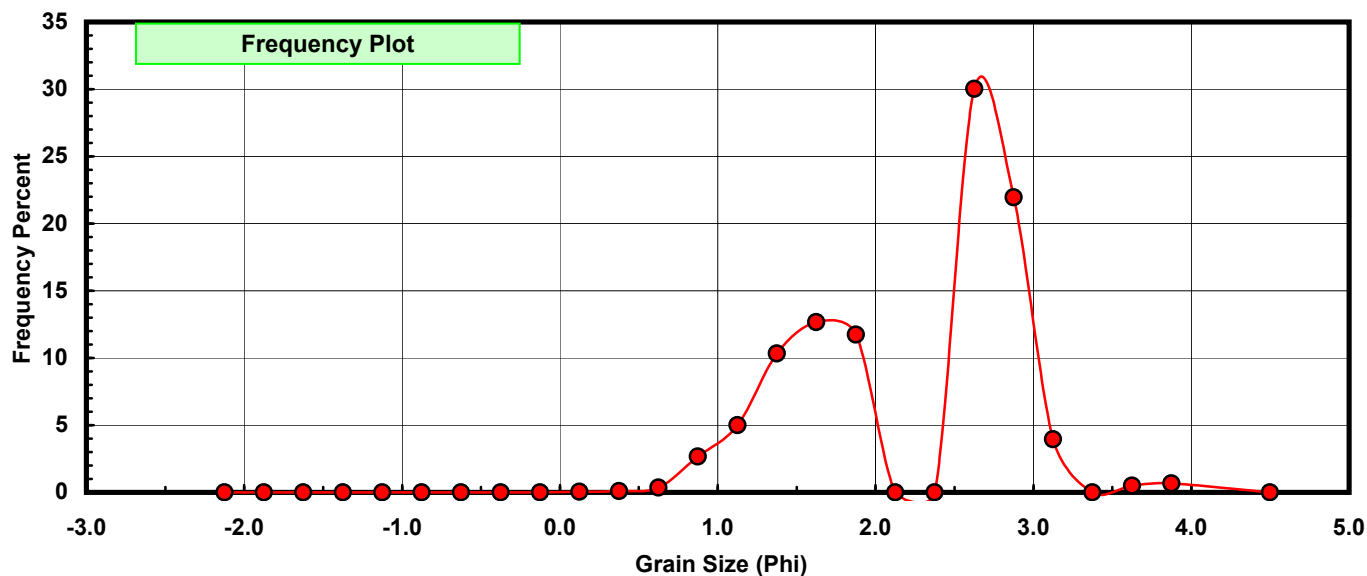
Sieve Size (phi)	Sieve Midpt (phi)	Weight (grams)	Freq Weight %	Cumulative Weight %
-2.00	-2.125	0.000	0.000	0.000
-1.75	-1.875	0.000	0.000	0.000
-1.50	-1.625	0.000	0.000	0.000
-1.25	-1.375	0.000	0.000	0.000
-1.00	-1.125	0.000	0.000	0.000
-0.75	-0.875	0.000	0.000	0.000
-0.50	-0.625	0.000	0.000	0.000
-0.25	-0.375	0.000	0.000	0.000
0.00	-0.125	0.000	0.000	0.000
0.25	0.125	0.004	0.052	0.052
0.50	0.375	0.008	0.105	0.157
0.75	0.625	0.027	0.354	0.511
1.00	0.875	0.204	2.672	3.182
1.25	1.125	0.382	5.003	8.185
1.50	1.375	0.789	10.333	18.518
1.75	1.625	0.967	12.664	31.181
2.00	1.875	0.896	11.734	42.915
2.25	2.125	0.000	0.000	42.915
2.50	2.375	0.000	0.000	42.915
2.75	2.625	2.292	30.016	72.931
3.00	2.875	1.676	21.949	94.880
3.25	3.125	0.302	3.955	98.834
3.50	3.375	0.000	0.000	98.834
3.75	3.625	0.038	0.498	99.332
4.00	3.875	0.051	0.668	100.000
5.00	4.500	0.000	0.000	100.000

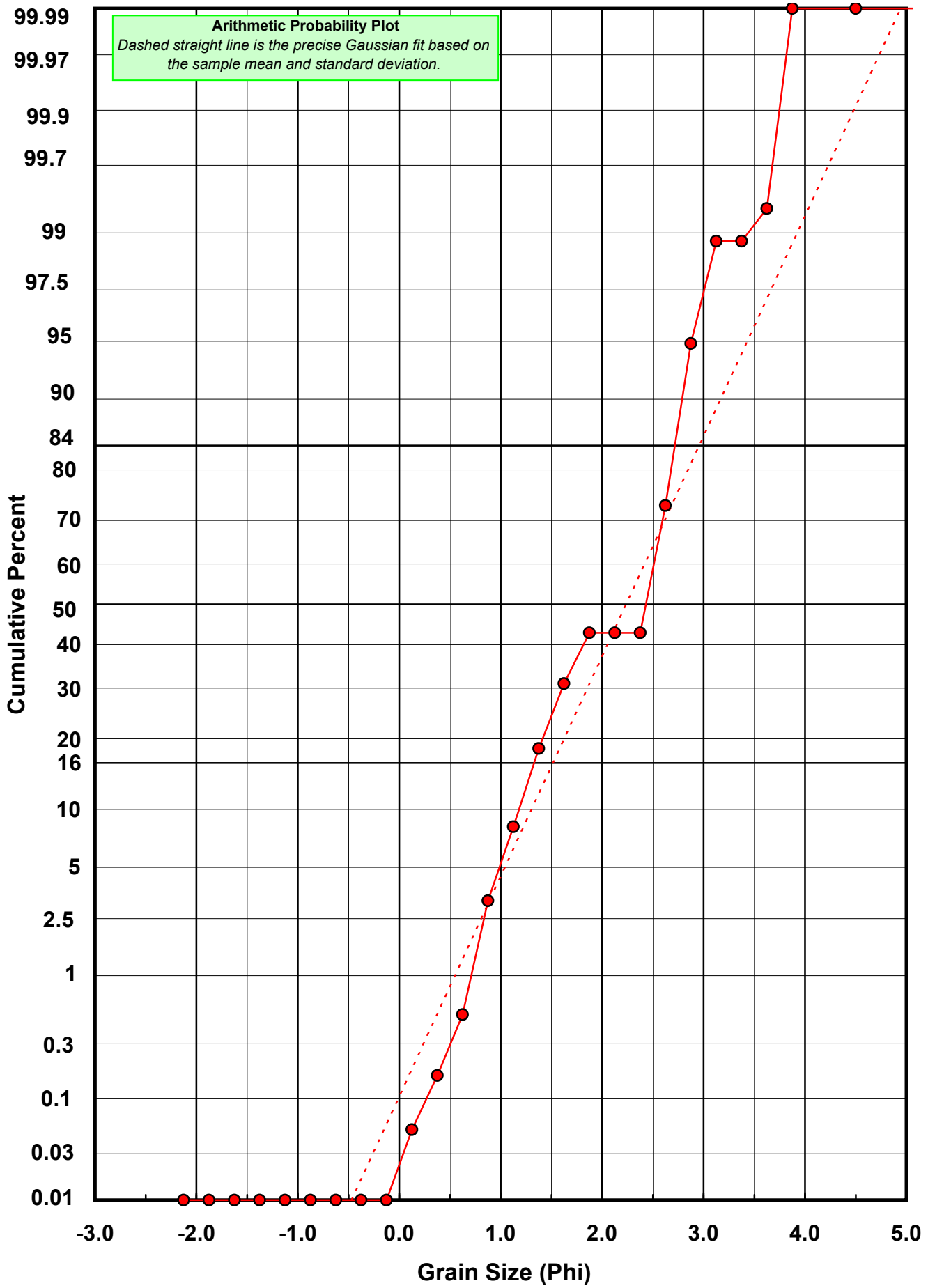
Statistical Results			
Mean:	2.2366	phi	(0.2122 mm)
Standard Dev:	0.7271	phi-units	(0.6041 mm)
Skewness:	-0.3539	dimensionless	
Kurtosis:	1.7555	dimensionless	
5th Moment:	-1.1451	dimensionless	
6th Moment:	5.1884	dimensionless	
RARD *	0.3251	dimensionless	
Median	2.4340	phi	(0.1851 mm)

* RARD = reciprocal absolute relative dispersion (see below)

Statistical Explanation	
Calculations based on the Method of Moments	
Skewness: 3rd Stand. Moment; Exact Gaussian = 0.0	
Kurtosis: 4th Stand. Moment; Exact Gaussian = 3.0	
For Further Explanation, See Calculation Sheets	
Millimeter data calculated by $mm = 2^{(-\phi)}$	

Reciprocal Absolute Relative Dispersion (RARD) Scale	
< 0.5	Excellent homogeneity (e.g., beaches)
0.5 to 1.0	Good homogeneity
1.0 to 1.33	Fair homogeneity
> 1.33	Poor homogeneity (e.g., glacial)





Post-Digestion Grain Size Distribution

Onshore Grab Sample

Sample: VO-19-BB

Total Digested Mass: 80.265 grams

% Silica: 91.7 %

Sieve Size (phi)	Sieve Midpt (phi)	Weight (grams)	Freq Weight %	Cumulative Weight %
-2.00	-2.125	0.000	0.000	0.000
-1.75	-1.875	0.000	0.000	0.000
-1.50	-1.625	0.000	0.000	0.000
-1.25	-1.375	0.000	0.000	0.000
-1.00	-1.125	0.000	0.000	0.000
-0.75	-0.875	0.000	0.000	0.000
-0.50	-0.625	0.000	0.000	0.000
-0.25	-0.375	0.000	0.000	0.000
0.00	-0.125	0.000	0.000	0.000
0.25	0.125	0.000	0.000	0.000
0.50	0.375	0.000	0.000	0.000
0.75	0.625	0.000	0.000	0.000
1.00	0.875	0.003	0.004	0.004
1.25	1.125	0.018	0.022	0.026
1.50	1.375	0.203	0.253	0.279
1.75	1.625	1.189	1.481	1.760
2.00	1.875	6.481	8.075	9.835
2.25	2.125	17.187	21.413	31.248
2.50	2.375	25.625	31.925	63.173
2.75	2.625	19.982	24.895	88.068
3.00	2.875	5.748	7.161	95.230
3.25	3.125	1.518	1.891	97.121
3.50	3.375	1.036	1.291	98.412
3.75	3.625	0.994	1.238	99.650
4.00	3.875	0.281	0.350	100.000
5.00	4.500	0.000	0.000	100.000

Statistical Results			
Mean:	2.4130	phi	(0.1878 mm)
Standard Dev:	0.3595	phi-units	(0.7794 mm)
Skewness:	0.7047	dimensionless	
Kurtosis:	4.8546	dimensionless	
5th Moment:	9.9032	dimensionless	
6th Moment:	45.5502	dimensionless	
RARD *	0.1490	dimensionless	
Median	2.2718	phi	(0.2071 mm)

* RARD = reciprocal absolute relative dispersion (see below)

Statistical Explanation
Calculations based on the Method of Moments
Skewness: 3rd Stand. Moment; Exact Gaussian = 0.0
Kurtosis: 4th Stand. Moment; Exact Gaussian = 3.0
For Further Explanation, See Calculation Sheets
Millimeter data calculated by $mm = 2^{(-\phi)}$

Reciprocal Absolute Relative Dispersion (RARD) Scale	
< 0.5	Excellent homogeneity (e.g., beaches)
0.5 to 1.0	Good homogeneity
1.0 to 1.33	Fair homogeneity
> 1.33	Poor homogeneity (e.g., glacial)

