

Onshore Grab Sample

Sample: VO-18-SS
Sample Taken By: J. Ladner
Sample Collected On: 12/3/03
Splits? Yes

County: Volusia
Latitude: 29° 12' 44.64"
Longitude: 80° 59' 59.40"
Datum: NAD 83
Surf. Elev: N/A
Datum: N/A

Fine Data Summary

Total Sample Weight 62.925 grams
Total Fines in Sample 0.739 grams
Total Percent Fines 1.16 %

Dry Sieving Summary

Total Sample Weight 62.164 grams
Total Digested Weight 60.640 grams
Total Carbonate Weight 1.524 grams
Total Silica % 97.55 %
Total Carbonate % 2.45 %
Carbonate/Silica Ratio 0.025

General Comments:

None

Description

Worked By: M. Lachance

Pre-Digestion Grain Size Distribution

Onshore Grab Sample

Sample: VO-18-SS

Total Sample Mass: 62.164 grams

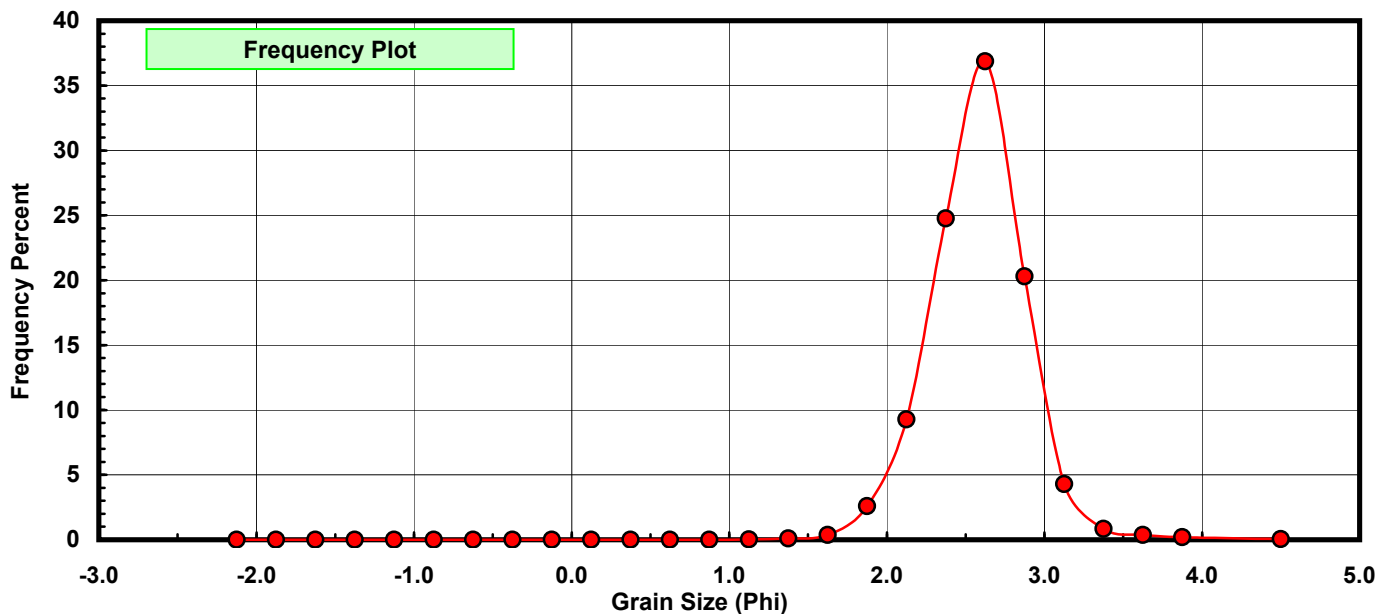
Sieve Size (phi)	Sieve Midpt (phi)	Weight (grams)	Freq Weight %	Cumulative Weight %
-2.00	-2.125	0.000	0.000	0.000
-1.75	-1.875	0.000	0.000	0.000
-1.50	-1.625	0.000	0.000	0.000
-1.25	-1.375	0.000	0.000	0.000
-1.00	-1.125	0.000	0.000	0.000
-0.75	-0.875	0.000	0.000	0.000
-0.50	-0.625	0.000	0.000	0.000
-0.25	-0.375	0.000	0.000	0.000
0.00	-0.125	0.001	0.002	0.002
0.25	0.125	0.001	0.002	0.003
0.50	0.375	0.000	0.000	0.003
0.75	0.625	0.001	0.002	0.005
1.00	0.875	0.006	0.010	0.014
1.25	1.125	0.012	0.019	0.034
1.50	1.375	0.055	0.088	0.122
1.75	1.625	0.225	0.362	0.484
2.00	1.875	1.608	2.587	3.071
2.25	2.125	5.768	9.279	12.350
2.50	2.375	15.392	24.760	37.110
2.75	2.625	22.923	36.875	73.985
3.00	2.875	12.613	20.290	94.275
3.25	3.125	2.661	4.281	98.555
3.50	3.375	0.516	0.830	99.385
3.75	3.625	0.234	0.376	99.762
4.00	3.875	0.116	0.187	99.949
5.00	4.500	0.032	0.051	100.000

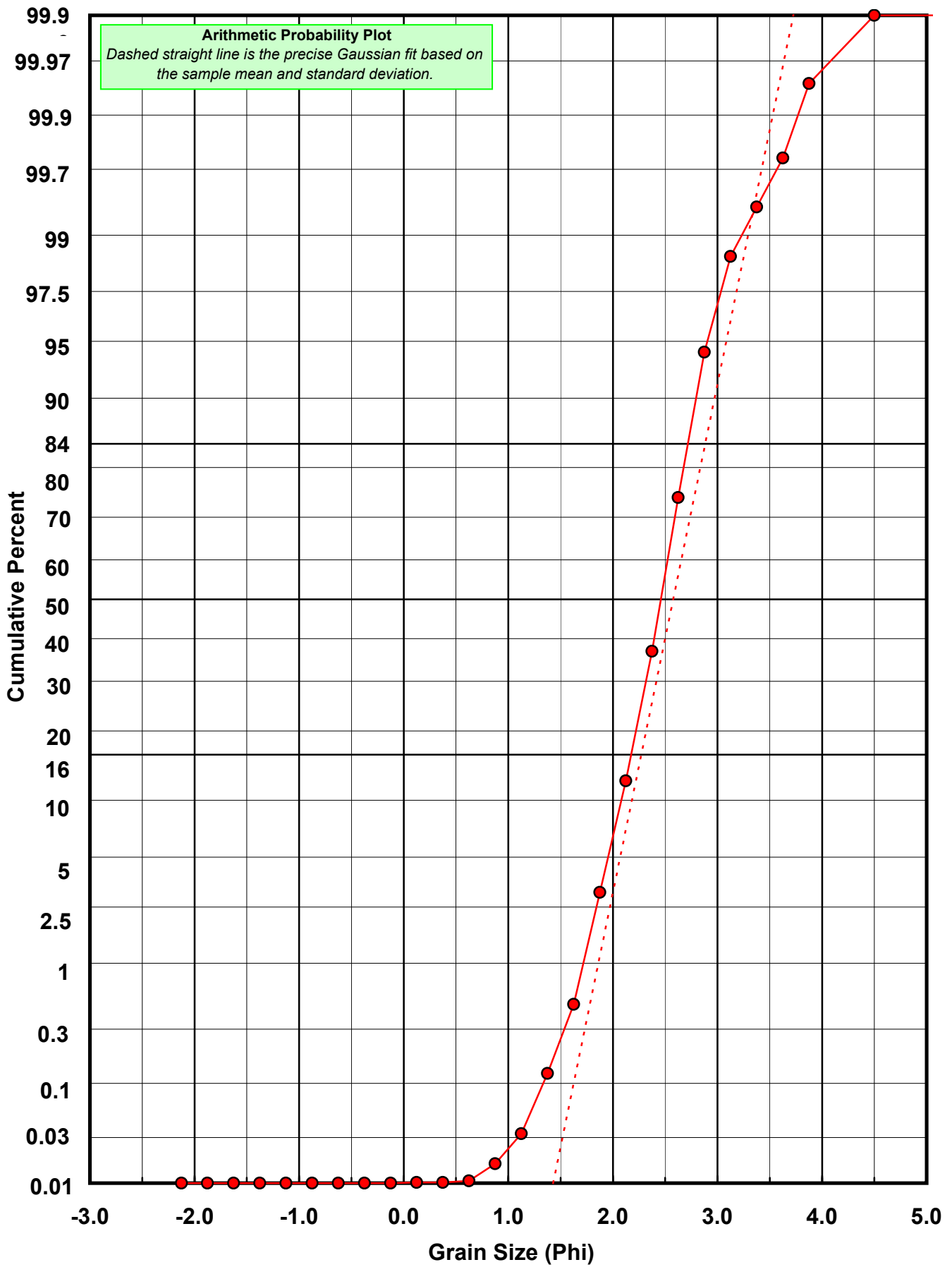
Statistical Results			
Mean:	2.5774	phi	(0.1675 mm)
Standard Dev:	0.3083	phi-units	(0.8076 mm)
Skewness:	0.0926	dimensionless	
Kurtosis:	4.9983	dimensionless	
5th Moment:	4.4662	dimensionless	
6th Moment:	79.8069	dimensionless	
RARD *	0.1196	dimensionless	
Median	2.4624	phi	(0.1814 mm)

* RARD = reciprocal absolute relative dispersion (see below)

Statistical Explanation
Calculations based on the Method of Moments
Skewness: 3rd Stand. Moment; Exact Gaussian = 0.0
Kurtosis: 4th Stand. Moment; Exact Gaussian = 3.0
For Further Explanation, See Calculation Sheets
Millimeter data calculated by $mm = 2^{(-phi)}$

Reciprocal Absolute Relative Dispersion (RARD) Scale	
< 0.5	Excellent homogeneity (e.g., beaches)
0.5 to 1.0	Good homogeneity
1.0 to 1.33	Fair homogeneity
> 1.33	Poor homogeneity (e.g., glacial)





Carbonate Grain Size Distribution

Onshore Grab Sample

Sample: VO-18-SS

Total Carbonate Mass: 1.844 grams

% Carbonate: 2.5 %

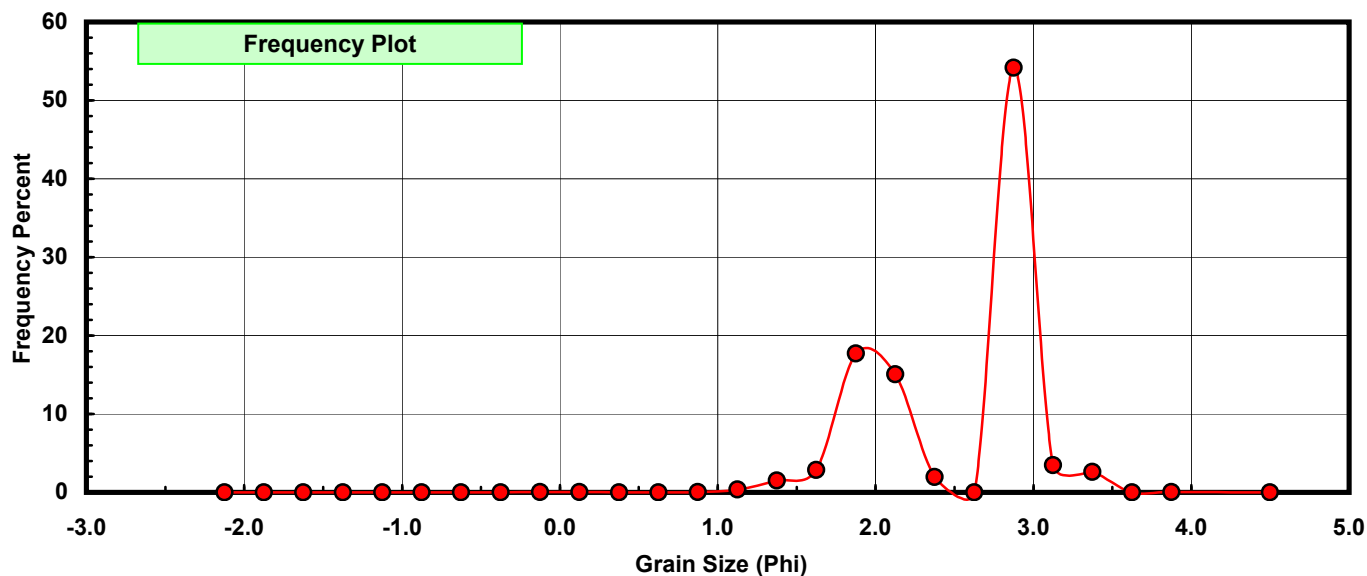
Sieve Size (phi)	Sieve Midpt (phi)	Weight (grams)	Freq Weight %	Cumulative Weight %
-2.00	-2.125	0.000	0.000	0.000
-1.75	-1.875	0.000	0.000	0.000
-1.50	-1.625	0.000	0.000	0.000
-1.25	-1.375	0.000	0.000	0.000
-1.00	-1.125	0.000	0.000	0.000
-0.75	-0.875	0.000	0.000	0.000
-0.50	-0.625	0.000	0.000	0.000
-0.25	-0.375	0.000	0.000	0.000
0.00	-0.125	0.001	0.054	0.054
0.25	0.125	0.001	0.054	0.108
0.50	0.375	0.000	0.000	0.108
0.75	0.625	0.000	0.000	0.108
1.00	0.875	0.001	0.054	0.163
1.25	1.125	0.007	0.380	0.542
1.50	1.375	0.028	1.518	2.061
1.75	1.625	0.053	2.874	4.935
2.00	1.875	0.327	17.733	22.668
2.25	2.125	0.278	15.076	37.744
2.50	2.375	0.036	1.952	39.696
2.75	2.625	0.000	0.000	39.696
3.00	2.875	0.999	54.176	93.872
3.25	3.125	0.064	3.471	97.343
3.50	3.375	0.048	2.603	99.946
3.75	3.625	0.000	0.000	99.946
4.00	3.875	0.001	0.054	100.000
5.00	4.500	0.000	0.000	100.000

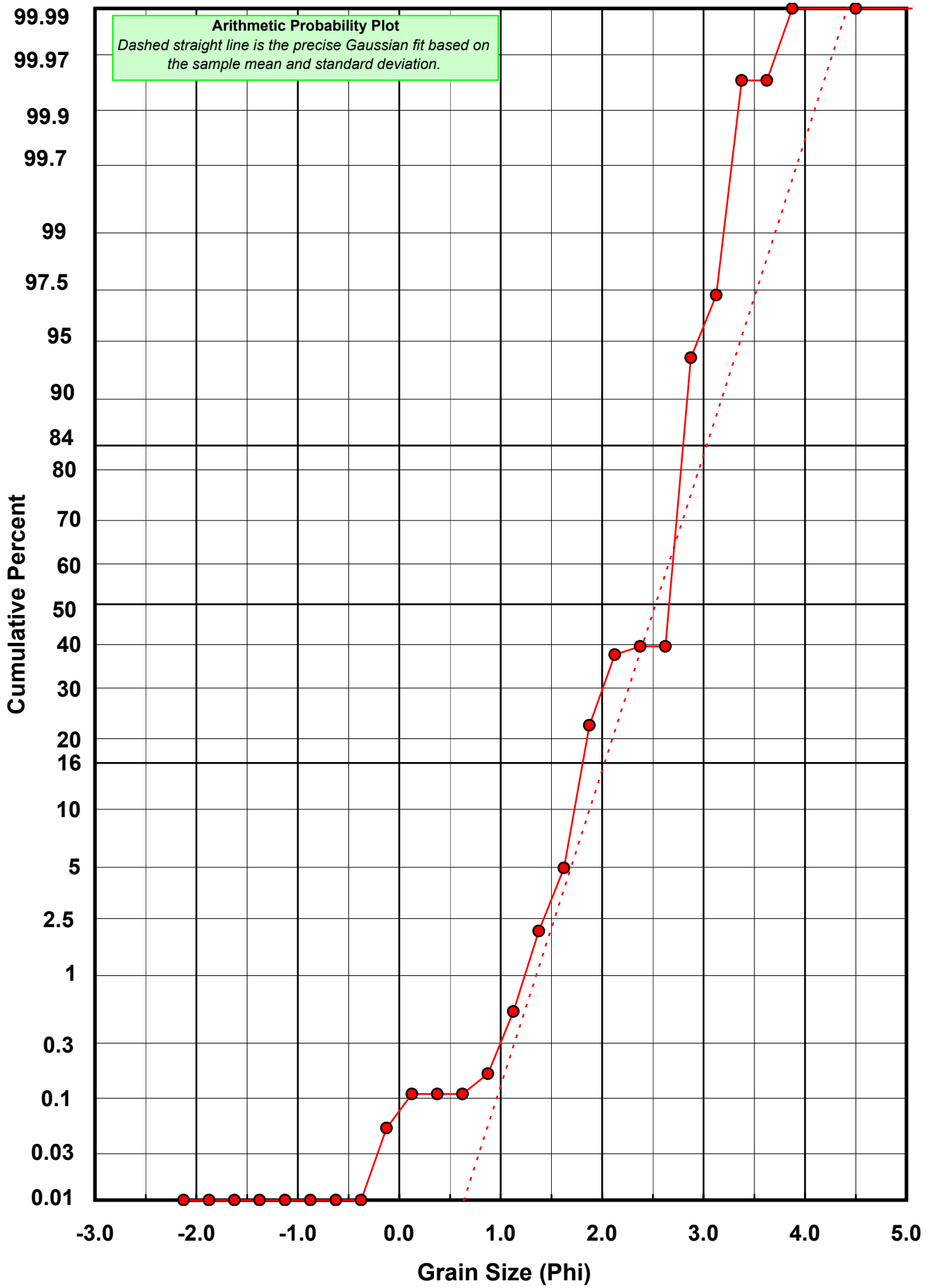
Statistical Results			
Mean:	2.5275	phi	(0.1734 mm)
Standard Dev:	0.5073	phi-units	(0.7035 mm)
Skewness:	-0.6649	dimensionless	
Kurtosis:	2.6147	dimensionless	
5th Moment:	-5.7563	dimensionless	
6th Moment:	24.2909	dimensionless	
RARD *	0.2007	dimensionless	
Median	2.6725	phi	(0.1568 mm)

* RARD = reciprocal absolute relative dispersion (see below)

Statistical Explanation	
Calculations based on the Method of Moments	
Skewness: 3rd Stand. Moment; Exact Gaussian = 0.0	
Kurtosis: 4th Stand. Moment; Exact Gaussian = 3.0	
For Further Explanation, See Calculation Sheets	
Millimeter data calculated by $mm = 2^{(-phi)}$	

Reciprocal Absolute Relative Dispersion (RARD) Scale	
< 0.5	Excellent homogeneity (e.g., beaches)
0.5 to 1.0	Good homogeneity
1.0 to 1.33	Fair homogeneity
> 1.33	Poor homogeneity (e.g., glacial)





Post-Digestion Grain Size Distribution

Onshore Grab Sample

Sample: VO-18-SS

Total Digested Mass: 60.613 grams

% Silica: 97.5 %

Sieve Size (phi)	Sieve Midpt (phi)	Weight (grams)	Freq Weight %	Cumulative Weight %
-2.00	-2.125	0.000	0.000	0.000
-1.75	-1.875	0.000	0.000	0.000
-1.50	-1.625	0.000	0.000	0.000
-1.25	-1.375	0.000	0.000	0.000
-1.00	-1.125	0.000	0.000	0.000
-0.75	-0.875	0.000	0.000	0.000
-0.50	-0.625	0.000	0.000	0.000
-0.25	-0.375	0.000	0.000	0.000
0.00	-0.125	0.000	0.000	0.000
0.25	0.125	0.000	0.000	0.000
0.50	0.375	0.000	0.000	0.000
0.75	0.625	0.001	0.002	0.002
1.00	0.875	0.005	0.008	0.010
1.25	1.125	0.005	0.008	0.018
1.50	1.375	0.027	0.045	0.063
1.75	1.625	0.172	0.284	0.346
2.00	1.875	1.281	2.113	2.460
2.25	2.125	5.490	9.057	11.517
2.50	2.375	15.356	25.334	36.852
2.75	2.625	23.224	38.315	75.167
3.00	2.875	11.614	19.161	94.328
3.25	3.125	2.597	4.285	98.613
3.50	3.375	0.468	0.772	99.385
3.75	3.625	0.258	0.426	99.810
4.00	3.875	0.115	0.190	100.000
5.00	4.500	0.000	0.000	100.000

Statistical Results			
Mean:	2.5786	phi	(0.1674 mm)
Standard Dev:	0.2966	phi-units	(0.8142 mm)
Skewness:	0.1154	dimensionless	
Kurtosis:	4.3249	dimensionless	
5th Moment:	2.7777	dimensionless	
6th Moment:	42.4553	dimensionless	
RARD *	0.1150	dimensionless	
Median	2.4608	phi	(0.1816 mm)

* RARD = reciprocal absolute relative dispersion (see below)

Statistical Explanation	
Calculations based on the Method of Moments	
Skewness: 3rd Stand. Moment; Exact Gaussian = 0.0	
Kurtosis: 4th Stand. Moment; Exact Gaussian = 3.0	
For Further Explanation, See Calculation Sheets	
Millimeter data calculated by $mm = 2^{(-\phi)}$	

Reciprocal Absolute Relative Dispersion (RARD) Scale	
< 0.5	Excellent homogeneity (e.g., beaches)
0.5 to 1.0	Good homogeneity
1.0 to 1.33	Fair homogeneity
> 1.33	Poor homogeneity (e.g., glacial)

