

Onshore Grab Sample

Sample: VO-17-BB
Sample Taken By: J. Ladner
Sample Collected On: 12/3/03
Splits? Yes

County: Volusia
Latitude: 29° 13' 26.58"
Longitude: 81° 00' 20.10"
Datum: NAD 83
Surf. Elev: N/A
Datum: N/A

Fine Data Summary

Total Sample Weight 53.499 grams
Total Fines in Sample 0.547 grams
Total Percent Fines 1.01 %

Dry Sieving Summary

Total Sample Weight 53.341 grams
Total Digested Weight 50.565 grams
Total Carbonate Weight 2.776 grams
Total Silica % 94.80 %
Total Carbonate % 5.20 %
Carbonate/Silica Ratio 0.055

General Comments:

None

Description

Worked By: M. Lachance

Pre-Digestion Grain Size Distribution

Onshore Grab Sample

Sample: VO-17-BB

Total Sample Mass: 53.341 grams

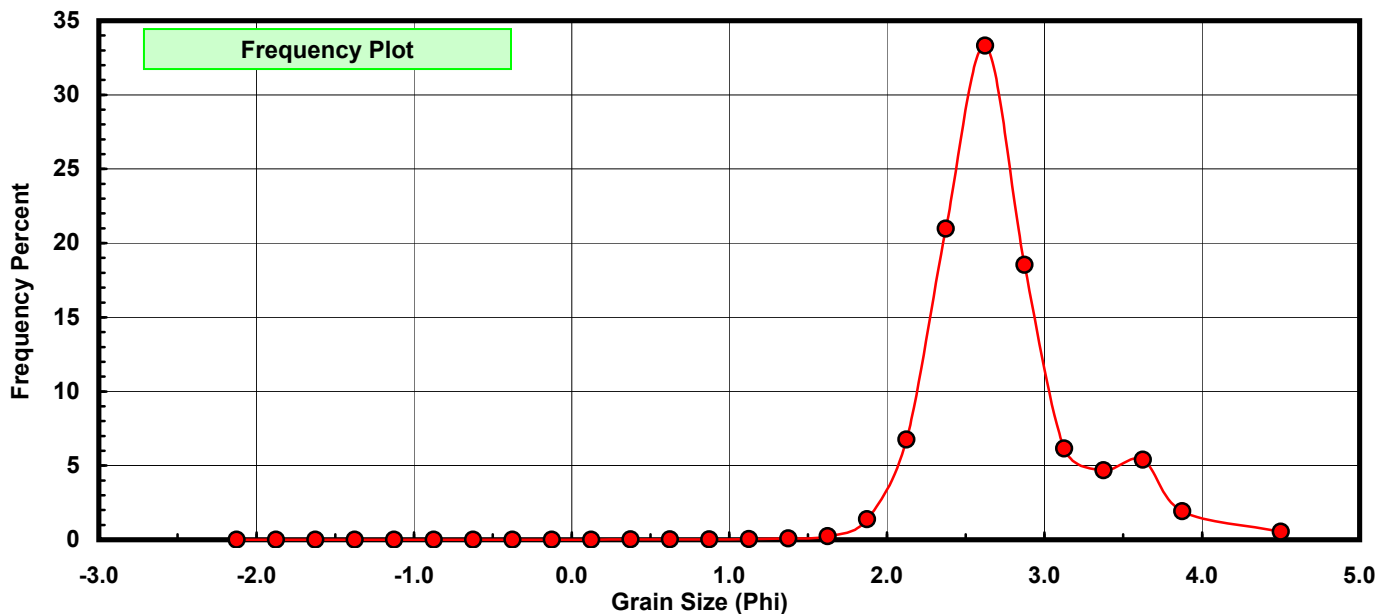
Sieve Size (phi)	Sieve Midpt (phi)	Weight (grams)	Freq Weight %	Cumulative Weight %
-2.00	-2.125	0.000	0.000	0.000
-1.75	-1.875	0.000	0.000	0.000
-1.50	-1.625	0.000	0.000	0.000
-1.25	-1.375	0.000	0.000	0.000
-1.00	-1.125	0.000	0.000	0.000
-0.75	-0.875	0.000	0.000	0.000
-0.50	-0.625	0.000	0.000	0.000
-0.25	-0.375	0.000	0.000	0.000
0.00	-0.125	0.000	0.000	0.000
0.25	0.125	0.000	0.000	0.000
0.50	0.375	0.007	0.013	0.013
0.75	0.625	0.008	0.015	0.028
1.00	0.875	0.011	0.021	0.049
1.25	1.125	0.018	0.034	0.082
1.50	1.375	0.042	0.079	0.161
1.75	1.625	0.128	0.240	0.401
2.00	1.875	0.741	1.389	1.790
2.25	2.125	3.599	6.747	8.538
2.50	2.375	11.188	20.974	29.512
2.75	2.625	17.766	33.306	62.818
3.00	2.875	9.884	18.530	81.348
3.25	3.125	3.276	6.142	87.490
3.50	3.375	2.493	4.674	92.164
3.75	3.625	2.874	5.388	97.552
4.00	3.875	1.021	1.914	99.466
5.00	4.500	0.285	0.534	100.000

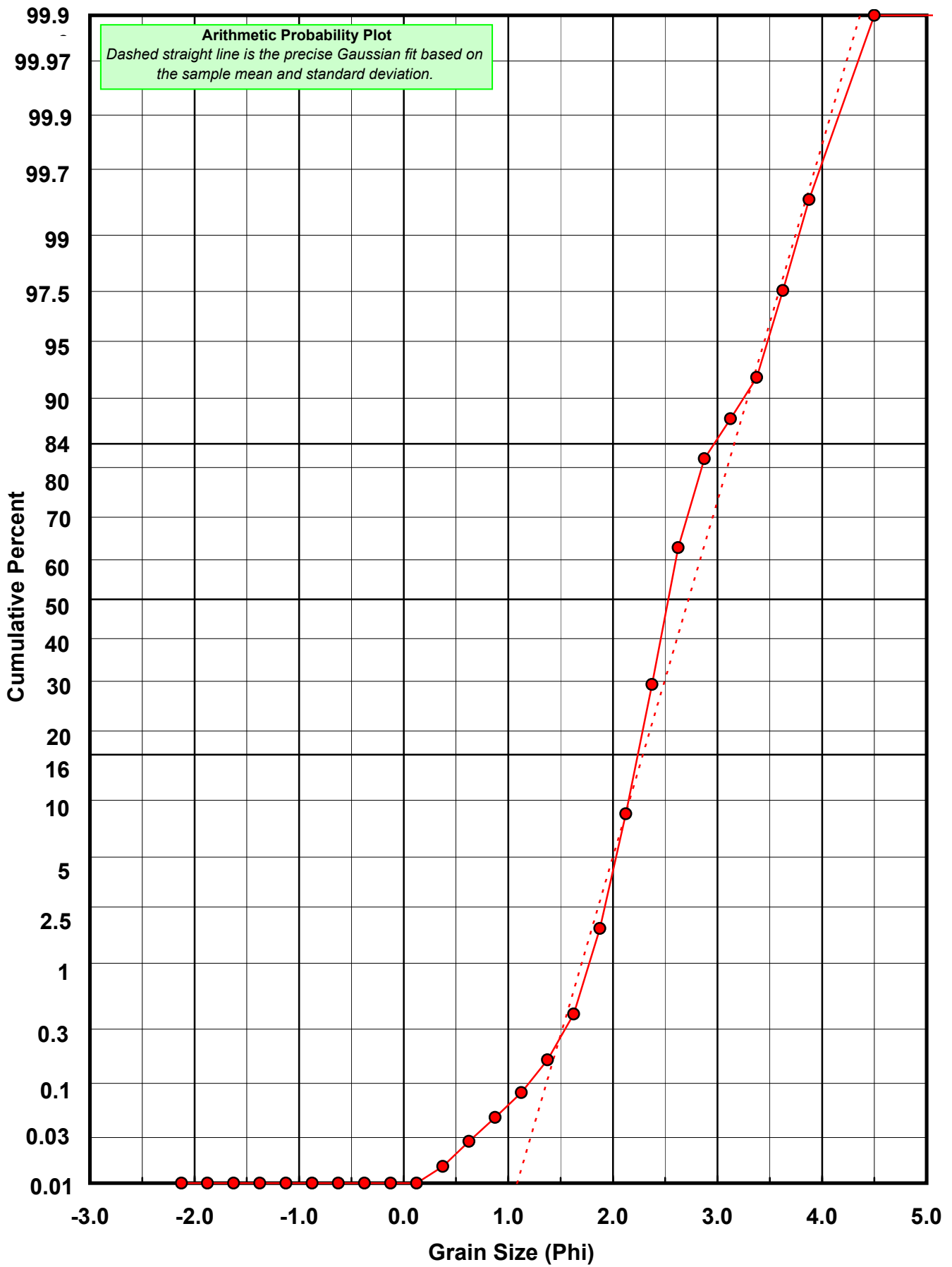
Statistical Results			
Mean:	2.7235	phi	(0.1514 mm)
Standard Dev:	0.4402	phi-units	(0.737 mm)
Skewness:	0.8742	dimensionless	
Kurtosis:	4.5898	dimensionless	
5th Moment:	7.9109	dimensionless	
6th Moment:	43.6268	dimensionless	
RARD *	0.1616	dimensionless	
Median	2.5288	phi	(0.1733 mm)

* RARD = reciprocal absolute relative dispersion (see below)

Statistical Explanation
Calculations based on the Method of Moments
Skewness: 3rd Stand. Moment; Exact Gaussian = 0.0
Kurtosis: 4th Stand. Moment; Exact Gaussian = 3.0
For Further Explanation, See Calculation Sheets
Millimeter data calculated by $mm = 2^{(-\phi)}$

Reciprocal Absolute Relative Dispersion (RARD) Scale	
< 0.5	Excellent homogeneity (e.g., beaches)
0.5 to 1.0	Good homogeneity
1.0 to 1.33	Fair homogeneity
> 1.33	Poor homogeneity (e.g., glacial)





Carbonate Grain Size Distribution

Onshore Grab Sample

Sample: VO-17-BB

Total Carbonate Mass: 2.794 grams

% Carbonate: 5.2 %

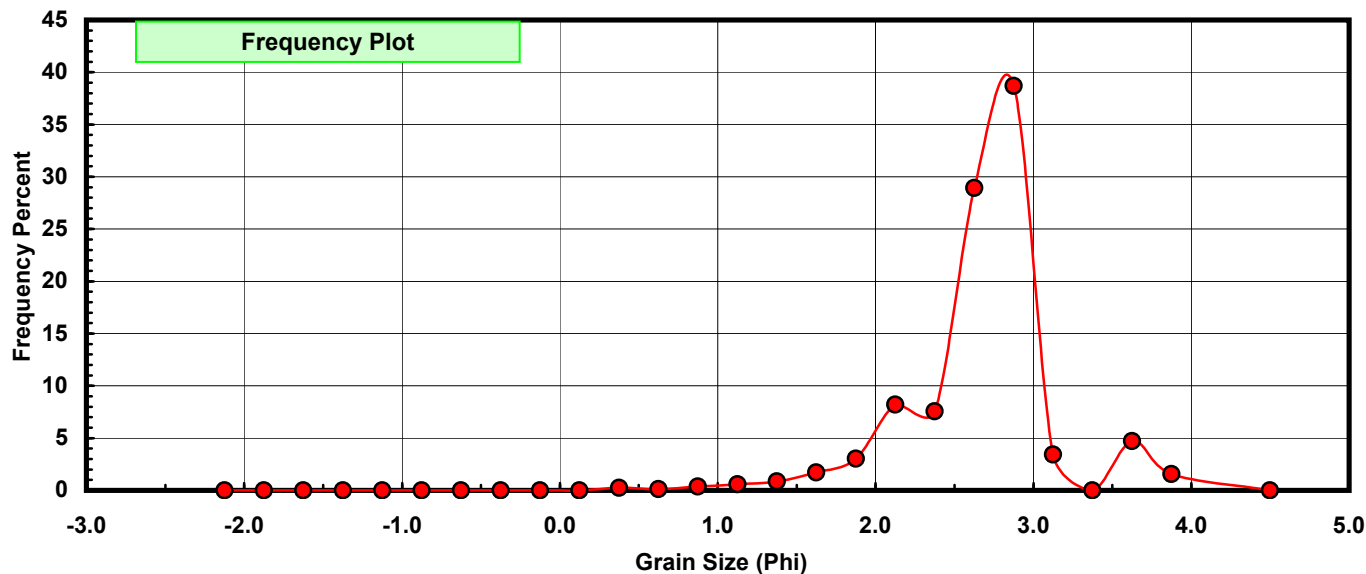
Sieve Size (phi)	Sieve Midpt (phi)	Weight (grams)	Freq Weight %	Cumulative Weight %
-2.00	-2.125	0.000	0.000	0.000
-1.75	-1.875	0.000	0.000	0.000
-1.50	-1.625	0.000	0.000	0.000
-1.25	-1.375	0.000	0.000	0.000
-1.00	-1.125	0.000	0.000	0.000
-0.75	-0.875	0.000	0.000	0.000
-0.50	-0.625	0.000	0.000	0.000
-0.25	-0.375	0.000	0.000	0.000
0.00	-0.125	0.000	0.000	0.000
0.25	0.125	0.000	0.000	0.000
0.50	0.375	0.007	0.251	0.251
0.75	0.625	0.003	0.107	0.358
1.00	0.875	0.010	0.358	0.716
1.25	1.125	0.016	0.573	1.288
1.50	1.375	0.024	0.859	2.147
1.75	1.625	0.048	1.718	3.865
2.00	1.875	0.085	3.042	6.908
2.25	2.125	0.229	8.196	15.104
2.50	2.375	0.211	7.552	22.656
2.75	2.625	0.808	28.919	51.575
3.00	2.875	1.081	38.690	90.265
3.25	3.125	0.096	3.436	93.701
3.50	3.375	0.000	0.000	93.701
3.75	3.625	0.132	4.724	98.425
4.00	3.875	0.044	1.575	100.000
5.00	4.500	0.000	0.000	100.000

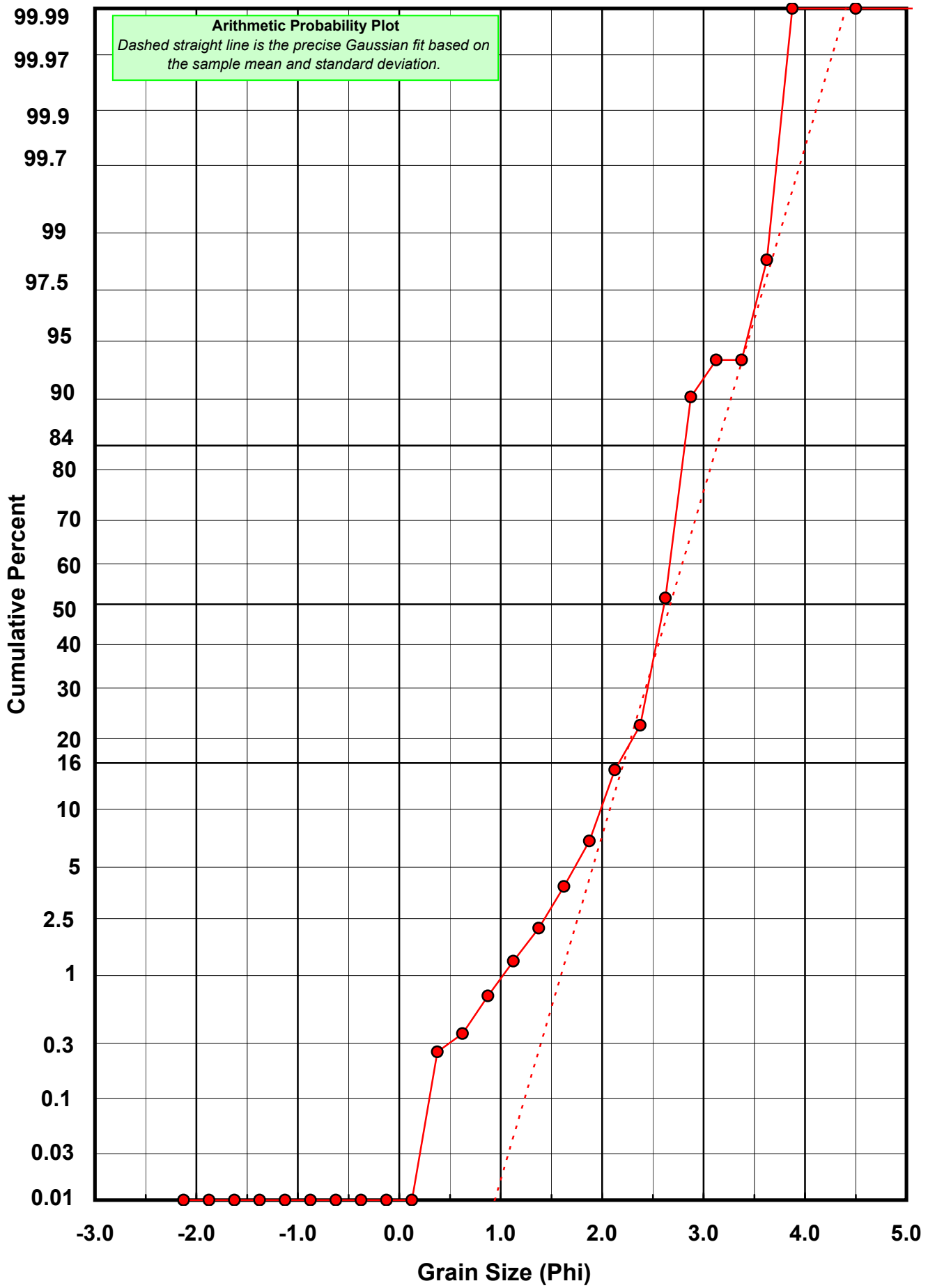
Statistical Results			
Mean:	2.6726	phi	(0.1568 mm)
Standard Dev:	0.4649	phi-units	(0.7245 mm)
Skewness:	-0.7613	dimensionless	
Kurtosis:	6.3834	dimensionless	
5th Moment:	-14.1415	dimensionless	
6th Moment:	79.6775	dimensionless	
RARD *	0.1739	dimensionless	
Median	2.6114	phi	(0.1636 mm)

* RARD = reciprocal absolute relative dispersion (see below)

Statistical Explanation	
Calculations based on the Method of Moments	
Skewness: 3rd Stand. Moment; Exact Gaussian = 0.0	
Kurtosis: 4th Stand. Moment; Exact Gaussian = 3.0	
For Further Explanation, See Calculation Sheets	
Millimeter data calculated by $mm = 2^{(-phi)}$	

Reciprocal Absolute Relative Dispersion (RARD) Scale	
< 0.5	Excellent homogeneity (e.g., beaches)
0.5 to 1.0	Good homogeneity
1.0 to 1.33	Fair homogeneity
> 1.33	Poor homogeneity (e.g., glacial)





Post-Digestion Grain Size Distribution

Onshore Grab Sample

Sample: VO-17-BB

Total Digested Mass: 50.313 grams

% Silica: 94.8 %

Sieve Size (phi)	Sieve Midpt (phi)	Weight (grams)	Freq Weight %	Cumulative Weight %
-2.00	-2.125	0.000	0.000	0.000
-1.75	-1.875	0.000	0.000	0.000
-1.50	-1.625	0.000	0.000	0.000
-1.25	-1.375	0.000	0.000	0.000
-1.00	-1.125	0.000	0.000	0.000
-0.75	-0.875	0.000	0.000	0.000
-0.50	-0.625	0.000	0.000	0.000
-0.25	-0.375	0.000	0.000	0.000
0.00	-0.125	0.000	0.000	0.000
0.25	0.125	0.000	0.000	0.000
0.50	0.375	0.000	0.000	0.000
0.75	0.625	0.005	0.010	0.010
1.00	0.875	0.001	0.002	0.012
1.25	1.125	0.002	0.004	0.016
1.50	1.375	0.018	0.036	0.052
1.75	1.625	0.080	0.159	0.211
2.00	1.875	0.656	1.304	1.515
2.25	2.125	3.370	6.698	8.213
2.50	2.375	10.977	21.817	30.030
2.75	2.625	16.958	33.705	63.735
3.00	2.875	8.803	17.496	81.231
3.25	3.125	3.180	6.320	87.552
3.50	3.375	2.544	5.056	92.608
3.75	3.625	2.742	5.450	98.058
4.00	3.875	0.977	1.942	100.000
5.00	4.500	0.000	0.000	100.000

Statistical Results			
Mean:	2.7169	phi	(0.1521 mm)
Standard Dev:	0.4189	phi-units	(0.748 mm)
Skewness:	0.7717	dimensionless	
Kurtosis:	3.5430	dimensionless	
5th Moment:	4.8133	dimensionless	
6th Moment:	19.6807	dimensionless	
RARD *	0.1542	dimensionless	
Median	2.5231	phi	(0.174 mm)

* RARD = reciprocal absolute relative dispersion (see below)

Statistical Explanation	
Calculations based on the Method of Moments	
Skewness: 3rd Stand. Moment; Exact Gaussian = 0.0	
Kurtosis: 4th Stand. Moment; Exact Gaussian = 3.0	
For Further Explanation, See Calculation Sheets	
Millimeter data calculated by $mm = 2^{(-phi)}$	

Reciprocal Absolute Relative Dispersion (RARD) Scale	
< 0.5	Excellent homogeneity (e.g., beaches)
0.5 to 1.0	Good homogeneity
1.0 to 1.33	Fair homogeneity
> 1.33	Poor homogeneity (e.g., glacial)

