

Onshore Grab Sample

Sample: VO-14-SS
Sample Taken By: J. Ladner
Sample Collected On: 12/3/03
Splits? N/A

County: Volusia
Latitude: 29° 15' 37.92"
Longitude: 81° 01' 23.04"
Datum: NAD 83
Surf. Elev: N/A
Datum: N/A

Fine Data Summary

Total Sample Weight 110.601 grams
Total Fines in Sample 1.179 grams
Total Percent Fines 1.05 %

Dry Sieving Summary

Total Sample Weight 109.460 grams
Total Digested Weight 104.165 grams
Total Carbonate Weight 5.295 grams
Total Silica % 95.16 %
Total Carbonate % 4.84 %
Carbonate/Silica Ratio 0.051

General Comments:

None

Description

Worked By: M. Lachance

Pre-Digestion Grain Size Distribution

Onshore Grab Sample

Sample: VO-14-SS

Total Sample Mass: 109.460 grams

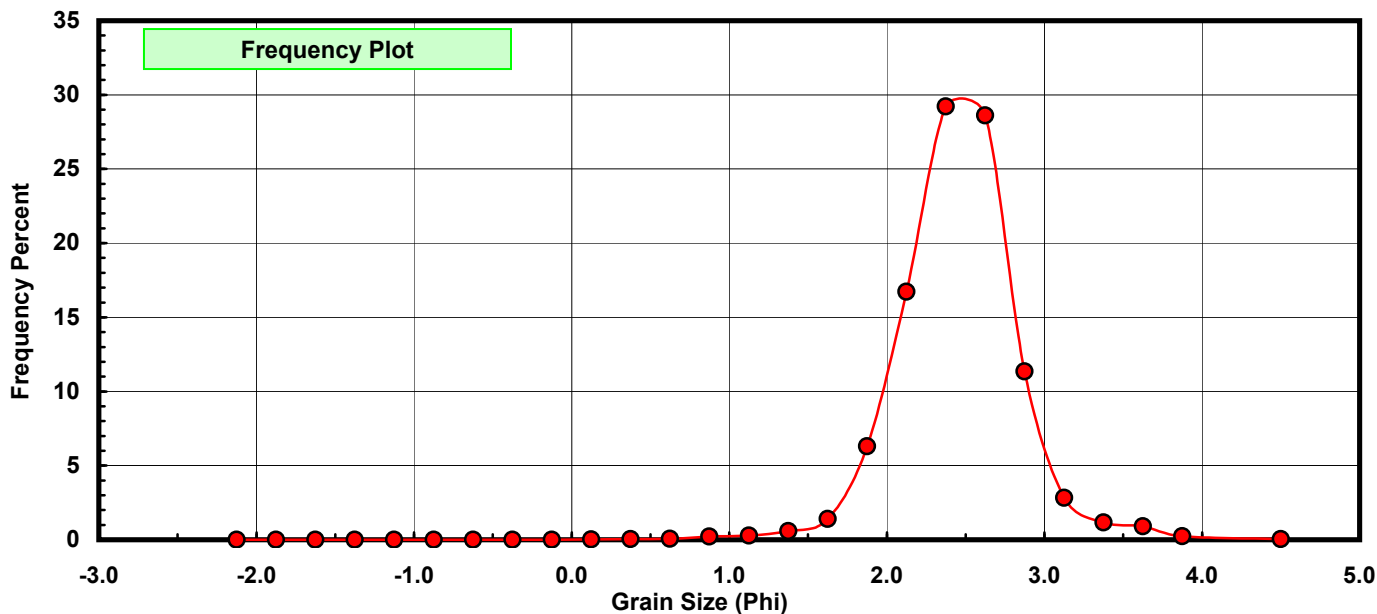
Sieve Size (phi)	Sieve Midpt (phi)	Weight (grams)	Freq Weight %	Cumulative Weight %
-2.00	-2.125	0.000	0.000	0.000
-1.75	-1.875	0.000	0.000	0.000
-1.50	-1.625	0.000	0.000	0.000
-1.25	-1.375	0.000	0.000	0.000
-1.00	-1.125	0.000	0.000	0.000
-0.75	-0.875	0.000	0.000	0.000
-0.50	-0.625	0.000	0.000	0.000
-0.25	-0.375	0.000	0.000	0.000
0.00	-0.125	0.000	0.000	0.000
0.25	0.125	0.021	0.019	0.019
0.50	0.375	0.044	0.040	0.059
0.75	0.625	0.075	0.069	0.128
1.00	0.875	0.246	0.225	0.353
1.25	1.125	0.306	0.280	0.632
1.50	1.375	0.630	0.576	1.208
1.75	1.625	1.526	1.394	2.602
2.00	1.875	6.905	6.308	8.910
2.25	2.125	18.316	16.733	25.643
2.50	2.375	31.972	29.209	54.852
2.75	2.625	31.323	28.616	83.468
3.00	2.875	12.414	11.341	94.809
3.25	3.125	3.104	2.836	97.645
3.50	3.375	1.280	1.169	98.814
3.75	3.625	0.986	0.901	99.715
4.00	3.875	0.256	0.234	99.949
5.00	4.500	0.056	0.051	100.000

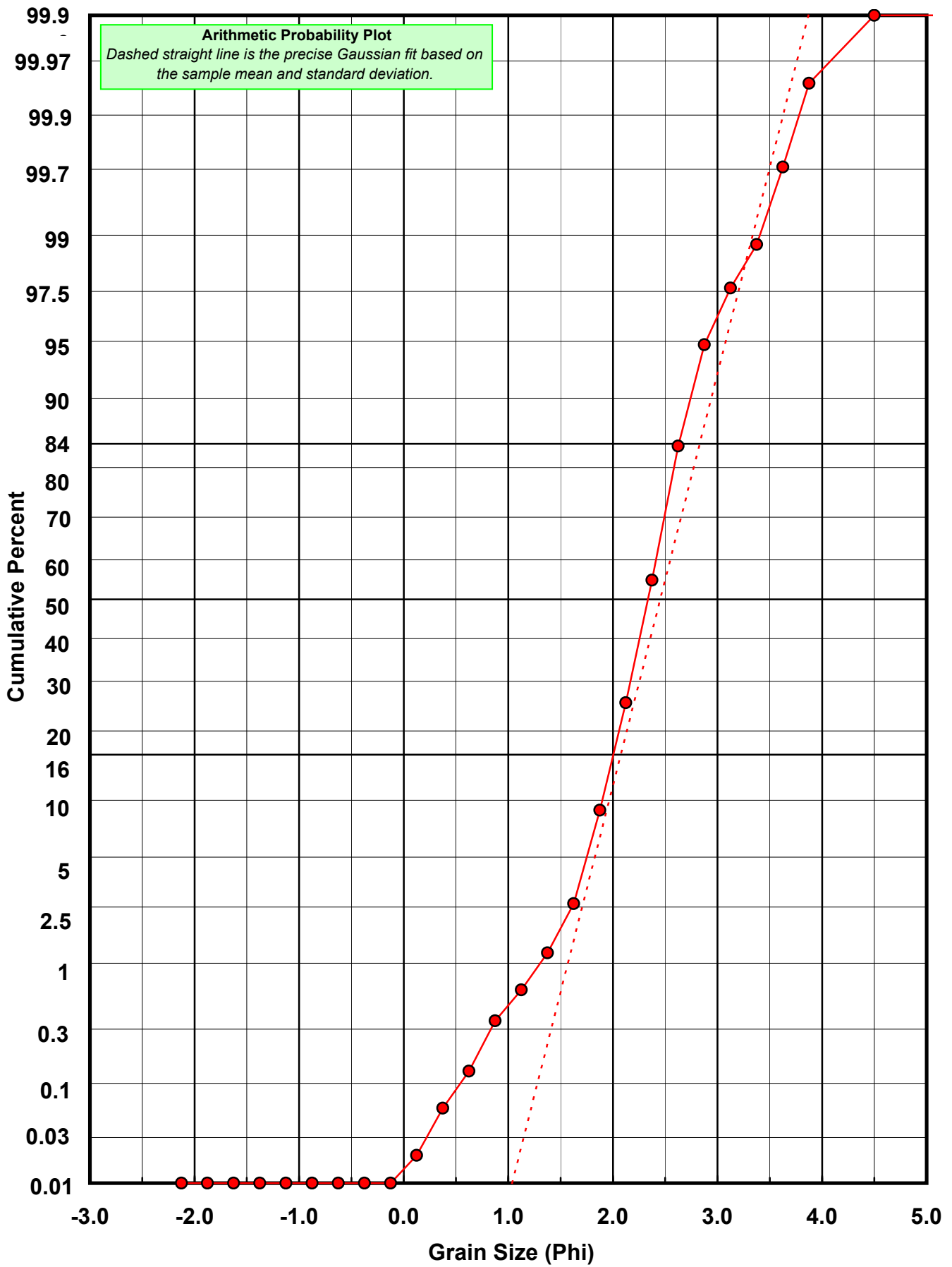
Statistical Results			
Mean:	2.4532	phi	(0.1826 mm)
Standard Dev:	0.3804	phi-units	(0.7682 mm)
Skewness:	-0.1037	dimensionless	
Kurtosis:	5.8034	dimensionless	
5th Moment:	-3.7640	dimensionless	
6th Moment:	81.7924	dimensionless	
RARD *	0.1550	dimensionless	
Median	2.3335	phi	(0.1984 mm)

* RARD = reciprocal absolute relative dispersion (see below)

Statistical Explanation
Calculations based on the Method of Moments
Skewness: 3rd Stand. Moment; Exact Gaussian = 0.0
Kurtosis: 4th Stand. Moment; Exact Gaussian = 3.0
For Further Explanation, See Calculation Sheets
Millimeter data calculated by $mm = 2^{(-phi)}$

Reciprocal Absolute Relative Dispersion (RARD) Scale	
< 0.5	Excellent homogeneity (e.g., beaches)
0.5 to 1.0	Good homogeneity
1.0 to 1.33	Fair homogeneity
> 1.33	Poor homogeneity (e.g., glacial)





Carbonate Grain Size Distribution

Onshore Grab Sample

Sample: VO-14-SS

Total Carbonate Mass: 5.365 grams

% Carbonate: 4.8 %

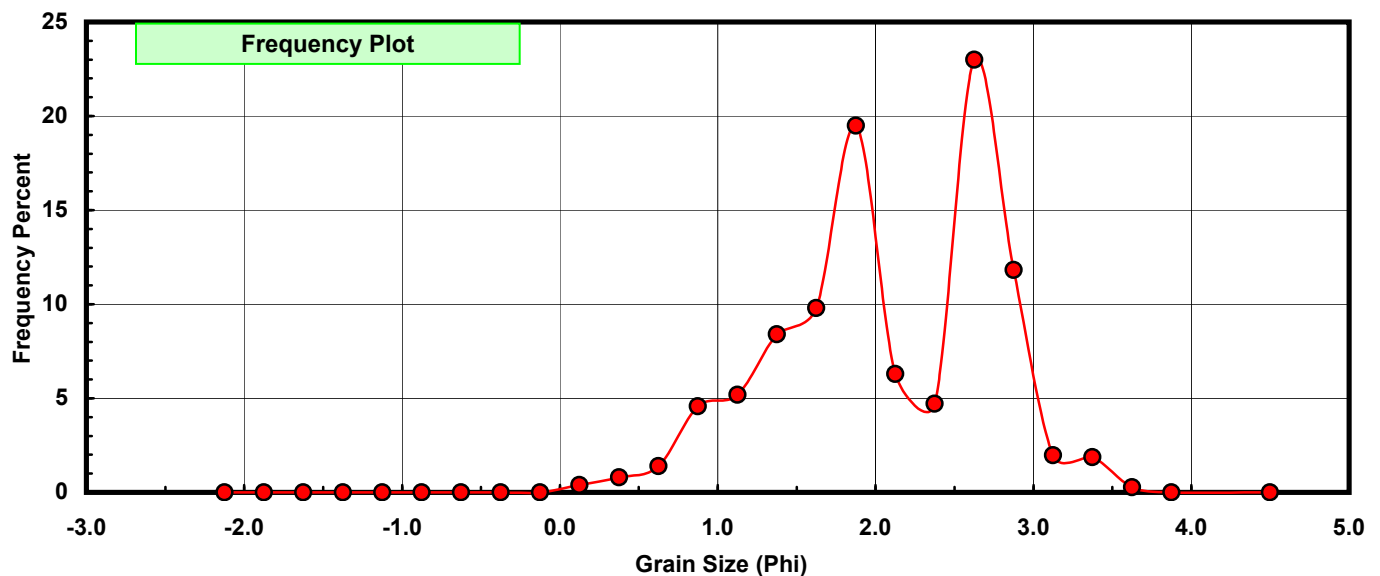
Sieve Size (phi)	Sieve Midpt (phi)	Weight (grams)	Freq Weight %	Cumulative Weight %
-2.00	-2.125	0.000	0.000	0.000
-1.75	-1.875	0.000	0.000	0.000
-1.50	-1.625	0.000	0.000	0.000
-1.25	-1.375	0.000	0.000	0.000
-1.00	-1.125	0.000	0.000	0.000
-0.75	-0.875	0.000	0.000	0.000
-0.50	-0.625	0.000	0.000	0.000
-0.25	-0.375	0.000	0.000	0.000
0.00	-0.125	0.000	0.000	0.000
0.25	0.125	0.021	0.391	0.391
0.50	0.375	0.043	0.801	1.193
0.75	0.625	0.075	1.398	2.591
1.00	0.875	0.245	4.567	7.158
1.25	1.125	0.278	5.182	12.339
1.50	1.375	0.451	8.406	20.746
1.75	1.625	0.526	9.804	30.550
2.00	1.875	1.046	19.497	50.047
2.25	2.125	0.338	6.300	56.347
2.50	2.375	0.253	4.716	61.062
2.75	2.625	1.234	23.001	84.063
3.00	2.875	0.634	11.817	95.881
3.25	3.125	0.106	1.976	97.856
3.50	3.375	0.100	1.864	99.720
3.75	3.625	0.015	0.280	100.000
4.00	3.875	0.000	0.000	100.000
5.00	4.500	0.000	0.000	100.000

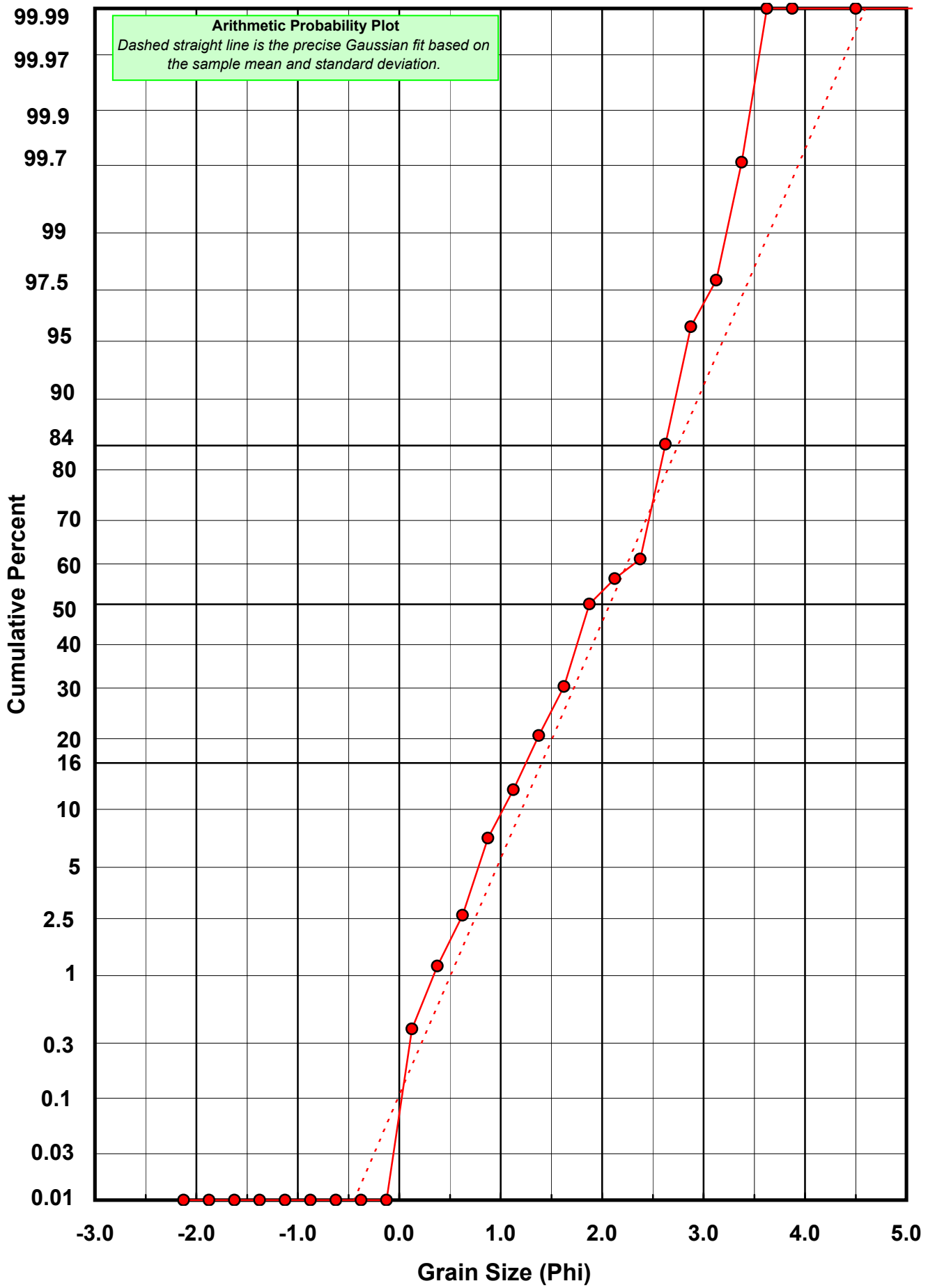
Statistical Results			
Mean:	2.0751	phi	(0.2373 mm)
Standard Dev:	0.6771	phi-units	(0.6254 mm)
Skewness:	-0.3209	dimensionless	
Kurtosis:	2.4270	dimensionless	
5th Moment:	-2.2069	dimensionless	
6th Moment:	9.5149	dimensionless	
RARD *	0.3263	dimensionless	
Median	1.8744	phi	(0.2727 mm)

* RARD = reciprocal absolute relative dispersion (see below)

Statistical Explanation	
Calculations based on the Method of Moments	
Skewness: 3rd Stand. Moment; Exact Gaussian = 0.0	
Kurtosis: 4th Stand. Moment; Exact Gaussian = 3.0	
For Further Explanation, See Calculation Sheets	
Millimeter data calculated by $mm = 2^{(-phi)}$	

Reciprocal Absolute Relative Dispersion (RARD) Scale	
< 0.5	Excellent homogeneity (e.g., beaches)
0.5 to 1.0	Good homogeneity
1.0 to 1.33	Fair homogeneity
> 1.33	Poor homogeneity (e.g., glacial)





Post-Digestion Grain Size Distribution

Onshore Grab Sample

Sample: VO-14-SS

Total Digested Mass: 104.087 grams

% Silica: 95.2 %

Sieve Size (phi)	Sieve Midpt (phi)	Weight (grams)	Freq Weight %	Cumulative Weight %
-2.00	-2.125	0.000	0.000	0.000
-1.75	-1.875	0.000	0.000	0.000
-1.50	-1.625	0.000	0.000	0.000
-1.25	-1.375	0.000	0.000	0.000
-1.00	-1.125	0.000	0.000	0.000
-0.75	-0.875	0.000	0.000	0.000
-0.50	-0.625	0.000	0.000	0.000
-0.25	-0.375	0.000	0.000	0.000
0.00	-0.125	0.000	0.000	0.000
0.25	0.125	0.000	0.000	0.000
0.50	0.375	0.001	0.001	0.001
0.75	0.625	0.000	0.000	0.001
1.00	0.875	0.001	0.001	0.002
1.25	1.125	0.028	0.027	0.029
1.50	1.375	0.179	0.172	0.201
1.75	1.625	1.000	0.961	1.162
2.00	1.875	5.859	5.629	6.790
2.25	2.125	17.978	17.272	24.063
2.50	2.375	31.719	30.474	54.536
2.75	2.625	30.089	28.908	83.444
3.00	2.875	11.780	11.317	94.761
3.25	3.125	2.998	2.880	97.641
3.50	3.375	1.180	1.134	98.775
3.75	3.625	0.971	0.933	99.708
4.00	3.875	0.304	0.292	100.000
5.00	4.500	0.000	0.000	100.000

Statistical Results			
Mean:	2.4722	phi	(0.1802 mm)
Standard Dev:	0.3453	phi-units	(0.7872 mm)
Skewness:	0.4595	dimensionless	
Kurtosis:	4.4018	dimensionless	
5th Moment:	6.6938	dimensionless	
6th Moment:	38.7362	dimensionless	
RARD *	0.1397	dimensionless	
Median	2.3378	phi	(0.1978 mm)

* RARD = reciprocal absolute relative dispersion (see below)

Statistical Explanation	
Calculations based on the Method of Moments	
Skewness: 3rd Stand. Moment; Exact Gaussian = 0.0	
Kurtosis: 4th Stand. Moment; Exact Gaussian = 3.0	
For Further Explanation, See Calculation Sheets	
Millimeter data calculated by $mm = 2^{(-\phi)}$	

Reciprocal Absolute Relative Dispersion (RARD) Scale	
< 0.5	Excellent homogeneity (e.g., beaches)
0.5 to 1.0	Good homogeneity
1.0 to 1.33	Fair homogeneity
> 1.33	Poor homogeneity (e.g., glacial)

