

Onshore Grab Sample

Sample: VO-14-BB
Sample Taken By: J. Ladner
Sample Collected On: 12/3/03
Splits? N/A

County: Volusia
Latitude: 29° 15' 37.92"
Longitude: 81° 01' 23.04"
Datum: NAD 83
Surf. Elev: N/A
Datum: N/A

Fine Data Summary

Total Sample Weight 80.567 grams
Total Fines in Sample 0.990 grams
Total Percent Fines 1.21 %

Dry Sieving Summary

Total Sample Weight 80.447 grams
Total Digested Weight 74.501 grams
Total Carbonate Weight 5.946 grams
Total Silica % 92.61 %
Total Carbonate % 7.39 %
Carbonate/Silica Ratio 0.080

General Comments:

None

Description

Worked By: M. Lachance

Pre-Digestion Grain Size Distribution

Onshore Grab Sample

Sample: VO-14-BB

Total Sample Mass: 80.447 grams

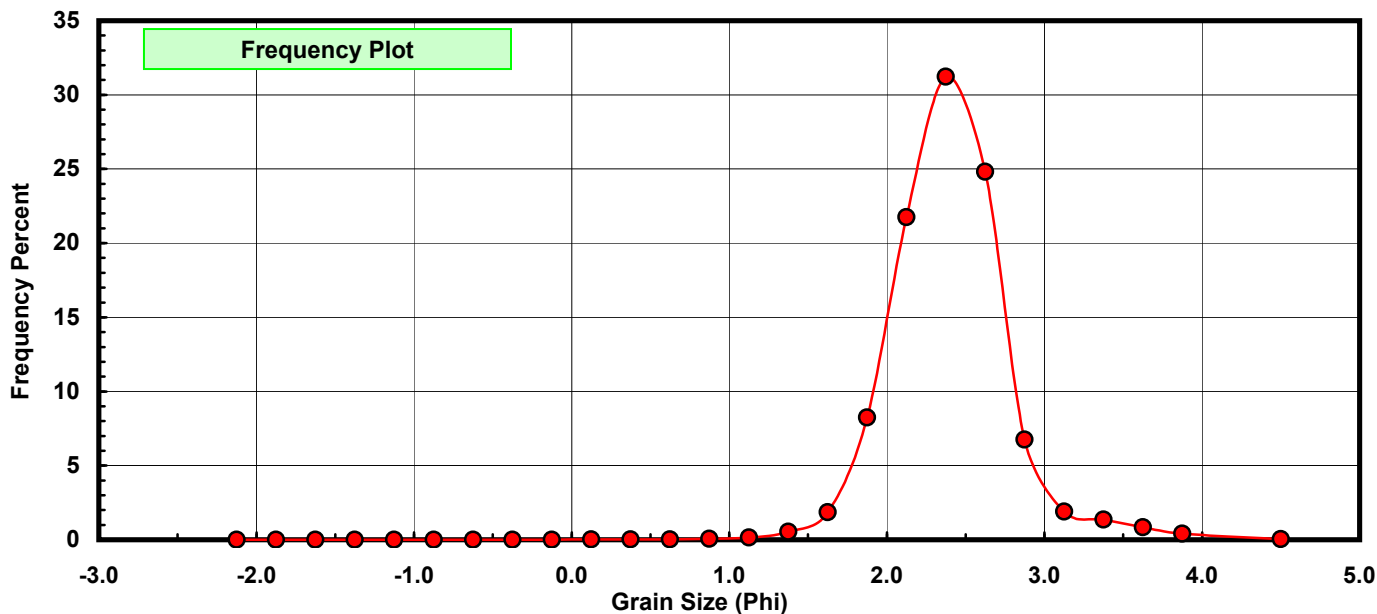
Sieve Size (phi)	Sieve Midpt (phi)	Weight (grams)	Freq Weight %	Cumulative Weight %
-2.00	-2.125	0.000	0.000	0.000
-1.75	-1.875	0.000	0.000	0.000
-1.50	-1.625	0.000	0.000	0.000
-1.25	-1.375	0.000	0.000	0.000
-1.00	-1.125	0.000	0.000	0.000
-0.75	-0.875	0.000	0.000	0.000
-0.50	-0.625	0.000	0.000	0.000
-0.25	-0.375	0.000	0.000	0.000
0.00	-0.125	0.000	0.000	0.000
0.25	0.125	0.011	0.014	0.014
0.50	0.375	0.014	0.017	0.031
0.75	0.625	0.018	0.022	0.053
1.00	0.875	0.052	0.065	0.118
1.25	1.125	0.129	0.160	0.278
1.50	1.375	0.433	0.538	0.817
1.75	1.625	1.500	1.865	2.681
2.00	1.875	6.631	8.243	10.924
2.25	2.125	17.491	21.742	32.666
2.50	2.375	25.125	31.232	63.898
2.75	2.625	19.956	24.806	88.704
3.00	2.875	5.426	6.745	95.449
3.25	3.125	1.531	1.903	97.352
3.50	3.375	1.090	1.355	98.707
3.75	3.625	0.670	0.833	99.540
4.00	3.875	0.334	0.415	99.955
5.00	4.500	0.036	0.045	100.000

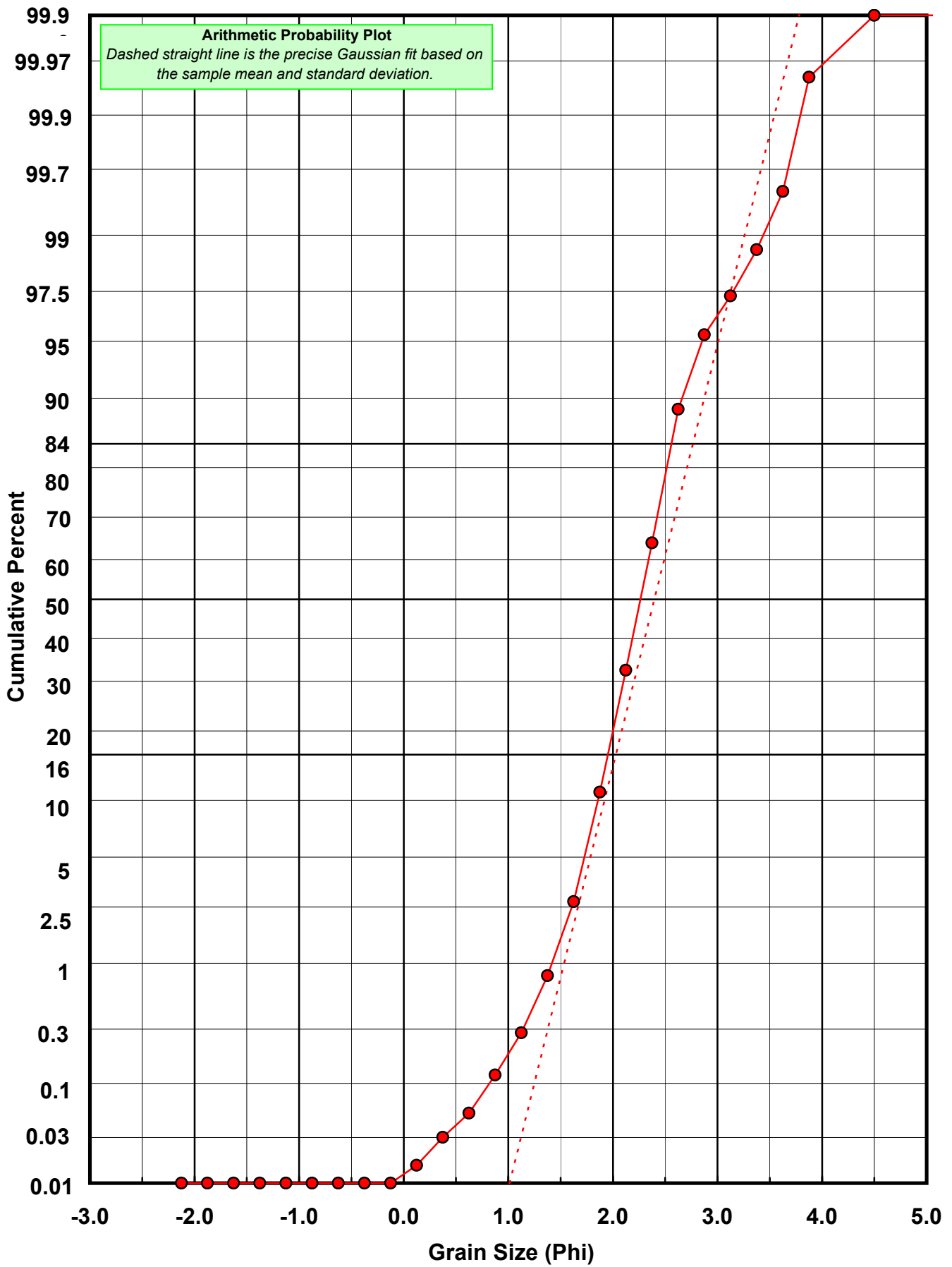
Statistical Results			
Mean:	2.3972	phi	(0.1898 mm)
Standard Dev:	0.3719	phi-units	(0.7728 mm)
Skewness:	0.4515	dimensionless	
Kurtosis:	5.5913	dimensionless	
5th Moment:	6.4567	dimensionless	
6th Moment:	72.8165	dimensionless	
RARD *	0.1551	dimensionless	
Median	2.2638	phi	(0.2082 mm)

* RARD = reciprocal absolute relative dispersion (see below)

Statistical Explanation	
Calculations based on the Method of Moments	
Skewness: 3rd Stand. Moment; Exact Gaussian = 0.0	
Kurtosis: 4th Stand. Moment; Exact Gaussian = 3.0	
For Further Explanation, See Calculation Sheets	
Millimeter data calculated by $mm = 2^{(-phi)}$	

Reciprocal Absolute Relative Dispersion (RARD) Scale	
< 0.5	Excellent homogeneity (e.g., beaches)
0.5 to 1.0	Good homogeneity
1.0 to 1.33	Fair homogeneity
> 1.33	Poor homogeneity (e.g., glacial)





Carbonate Grain Size Distribution

Onshore Grab Sample

Sample: VO-14-BB

Total Carbonate Mass: 6.254 grams

% Carbonate: 7.4 %

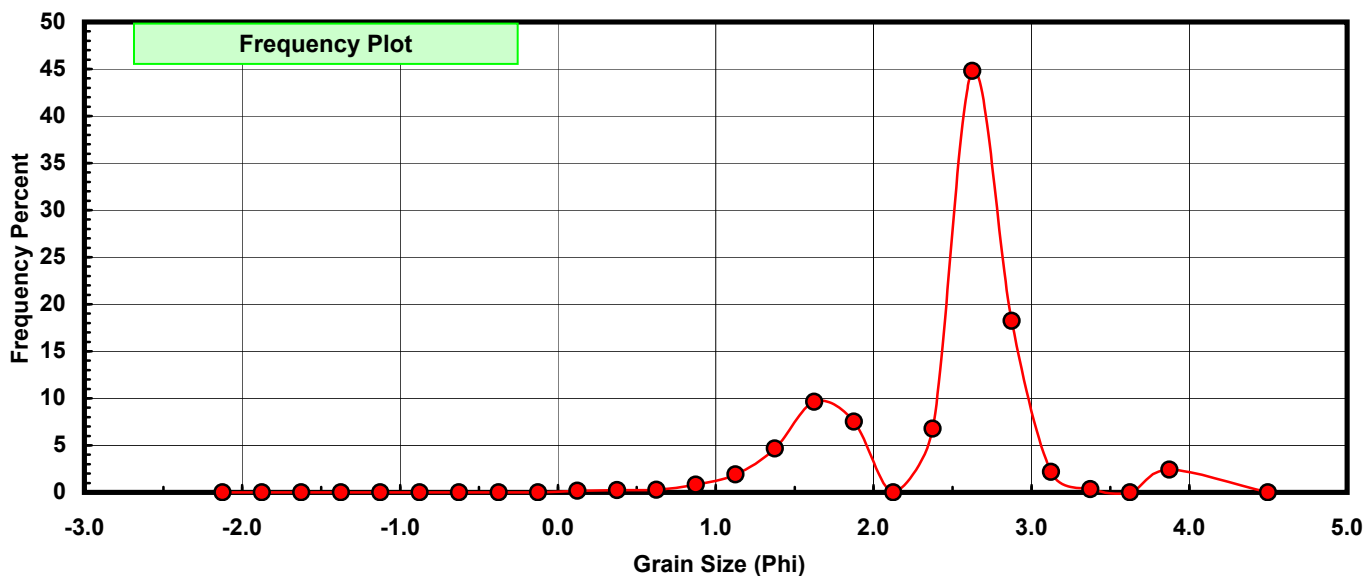
Sieve Size (phi)	Sieve Midpt (phi)	Weight (grams)	Freq Weight %	Cumulative Weight %
-2.00	-2.125	0.000	0.000	0.000
-1.75	-1.875	0.000	0.000	0.000
-1.50	-1.625	0.000	0.000	0.000
-1.25	-1.375	0.000	0.000	0.000
-1.00	-1.125	0.000	0.000	0.000
-0.75	-0.875	0.000	0.000	0.000
-0.50	-0.625	0.000	0.000	0.000
-0.25	-0.375	0.000	0.000	0.000
0.00	-0.125	0.000	0.000	0.000
0.25	0.125	0.011	0.176	0.176
0.50	0.375	0.014	0.224	0.400
0.75	0.625	0.018	0.288	0.688
1.00	0.875	0.051	0.815	1.503
1.25	1.125	0.119	1.903	3.406
1.50	1.375	0.292	4.669	8.075
1.75	1.625	0.603	9.642	17.717
2.00	1.875	0.471	7.531	25.248
2.25	2.125	0.000	0.000	25.248
2.50	2.375	0.423	6.764	32.012
2.75	2.625	2.802	44.803	76.815
3.00	2.875	1.141	18.244	95.059
3.25	3.125	0.136	2.175	97.234
3.50	3.375	0.021	0.336	97.570
3.75	3.625	0.000	0.000	97.570
4.00	3.875	0.152	2.430	100.000
5.00	4.500	0.000	0.000	100.000

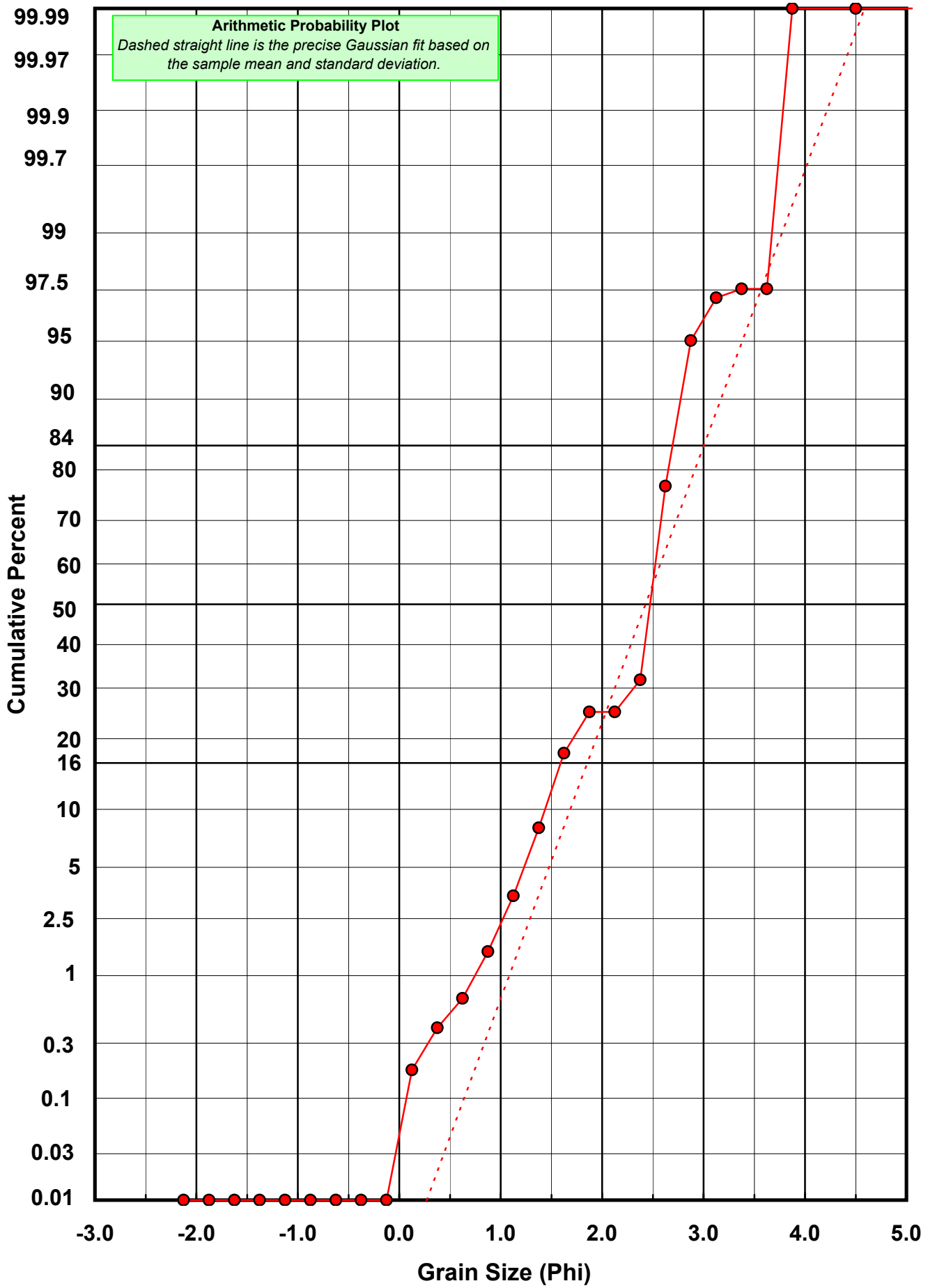
Statistical Results			
Mean:	2.4282	phi	(0.1858 mm)
Standard Dev:	0.5793	phi-units	(0.6693 mm)
Skewness:	-0.7417	dimensionless	
Kurtosis:	3.9870	dimensionless	
5th Moment:	-5.0416	dimensionless	
6th Moment:	28.0002	dimensionless	
RARD *	0.2386	dimensionless	
Median	2.4754	phi	(0.1798 mm)

* RARD = reciprocal absolute relative dispersion (see below)

Statistical Explanation	
Calculations based on the Method of Moments	
Skewness: 3rd Stand. Moment; Exact Gaussian = 0.0	
Kurtosis: 4th Stand. Moment; Exact Gaussian = 3.0	
For Further Explanation, See Calculation Sheets	
Millimeter data calculated by $mm = 2^{(-phi)}$	

Reciprocal Absolute Relative Dispersion (RARD) Scale	
< 0.5	Excellent homogeneity (e.g., beaches)
0.5 to 1.0	Good homogeneity
1.0 to 1.33	Fair homogeneity
> 1.33	Poor homogeneity (e.g., glacial)





Post-Digestion Grain Size Distribution

Onshore Grab Sample

Sample: VO-14-BB

Total Digested Mass: 74.467 grams

% Silica: 92.6 %

Sieve Size (phi)	Sieve Midpt (phi)	Weight (grams)	Freq Weight %	Cumulative Weight %
-2.00	-2.125	0.000	0.000	0.000
-1.75	-1.875	0.000	0.000	0.000
-1.50	-1.625	0.000	0.000	0.000
-1.25	-1.375	0.000	0.000	0.000
-1.00	-1.125	0.000	0.000	0.000
-0.75	-0.875	0.000	0.000	0.000
-0.50	-0.625	0.000	0.000	0.000
-0.25	-0.375	0.000	0.000	0.000
0.00	-0.125	0.000	0.000	0.000
0.25	0.125	0.000	0.000	0.000
0.50	0.375	0.000	0.000	0.000
0.75	0.625	0.000	0.000	0.000
1.00	0.875	0.001	0.001	0.001
1.25	1.125	0.010	0.013	0.015
1.50	1.375	0.141	0.189	0.204
1.75	1.625	0.897	1.205	1.409
2.00	1.875	6.160	8.272	9.681
2.25	2.125	17.678	23.739	33.420
2.50	2.375	24.702	33.172	66.592
2.75	2.625	17.154	23.036	89.628
3.00	2.875	4.285	5.754	95.382
3.25	3.125	1.395	1.873	97.255
3.50	3.375	1.069	1.436	98.691
3.75	3.625	0.793	1.065	99.756
4.00	3.875	0.182	0.244	100.000
5.00	4.500	0.000	0.000	100.000

Statistical Results			
Mean:	2.3949	phi	(0.1901 mm)
Standard Dev:	0.3485	phi-units	(0.7854 mm)
Skewness:	0.8043	dimensionless	
Kurtosis:	4.9723	dimensionless	
5th Moment:	11.1253	dimensionless	
6th Moment:	48.6178	dimensionless	
RARD *	0.1455	dimensionless	
Median	2.2500	phi	(0.2102 mm)

* RARD = reciprocal absolute relative dispersion (see below)

Statistical Explanation	
Calculations based on the Method of Moments	
Skewness: 3rd Stand. Moment; Exact Gaussian = 0.0	
Kurtosis: 4th Stand. Moment; Exact Gaussian = 3.0	
For Further Explanation, See Calculation Sheets	
Millimeter data calculated by $mm = 2^{(-\phi)}$	

Reciprocal Absolute Relative Dispersion (RARD) Scale	
< 0.5	Excellent homogeneity (e.g., beaches)
0.5 to 1.0	Good homogeneity
1.0 to 1.33	Fair homogeneity
> 1.33	Poor homogeneity (e.g., glacial)

