

**Onshore Grab Sample**

**Sample:** VO-10-SS  
**Sample Taken By:** J. Ladner  
**Sample Collected On:** 12/3/03  
**Splits?** Yes

**County:** Volusia  
**Latitude:** 29° 18' 30.72"  
**Longitude:** 81° 02' 49.32"  
**Datum:** NAD 83  
**Surf. Elev:** N/A  
**Datum:** N/A

**Fine Data Summary**

Total Sample Weight 84.525 grams  
Total Fines in Sample 0.907 grams  
Total Percent Fines 1.06 %

**Dry Sieving Summary**

Total Sample Weight 83.649 grams  
Total Digested Weight 69.653 grams  
Total Carbonate Weight 13.996 grams  
Total Silica % 83.27 %  
Total Carbonate % 16.73 %  
Carbonate/Silica Ratio 0.201

**General Comments:**

Weight + Beaker Before Split: 318.206 g

**Description**

Worked By: M. Lachance

# Pre-Digestion Grain Size Distribution

Onshore Grab Sample

Sample: VO-10-SS

Total Sample Mass: 83.649 grams

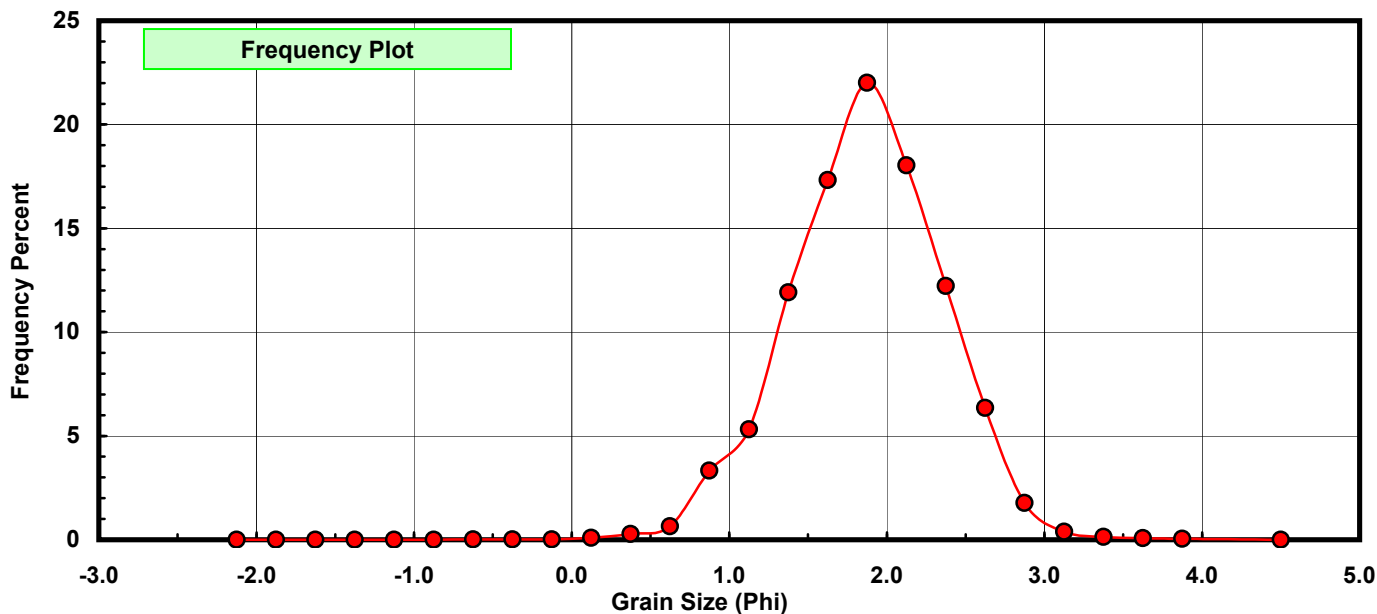
Sieve Size (phi)	Sieve Midpt (phi)	Weight (grams)	Freq Weight %	Cumulative Weight %
-2.00	-2.125	0.000	0.000	0.000
-1.75	-1.875	0.000	0.000	0.000
-1.50	-1.625	0.000	0.000	0.000
-1.25	-1.375	0.000	0.000	0.000
-1.00	-1.125	0.000	0.000	0.000
-0.75	-0.875	0.000	0.000	0.000
-0.50	-0.625	0.007	0.008	0.008
-0.25	-0.375	0.007	0.008	0.017
0.00	-0.125	0.017	0.020	0.037
0.25	0.125	0.072	0.086	0.123
0.50	0.375	0.235	0.281	0.404
0.75	0.625	0.545	0.652	1.056
1.00	0.875	2.780	3.323	4.379
1.25	1.125	4.450	5.320	9.699
1.50	1.375	9.964	11.912	21.611
1.75	1.625	14.497	17.331	38.941
2.00	1.875	18.412	22.011	60.952
2.25	2.125	15.089	18.038	78.991
2.50	2.375	10.229	12.228	91.219
2.75	2.625	5.308	6.346	97.565
3.00	2.875	1.485	1.775	99.340
3.25	3.125	0.327	0.391	99.731
3.50	3.375	0.115	0.137	99.868
3.75	3.625	0.065	0.078	99.946
4.00	3.875	0.041	0.049	99.995
5.00	4.500	0.004	0.005	100.000

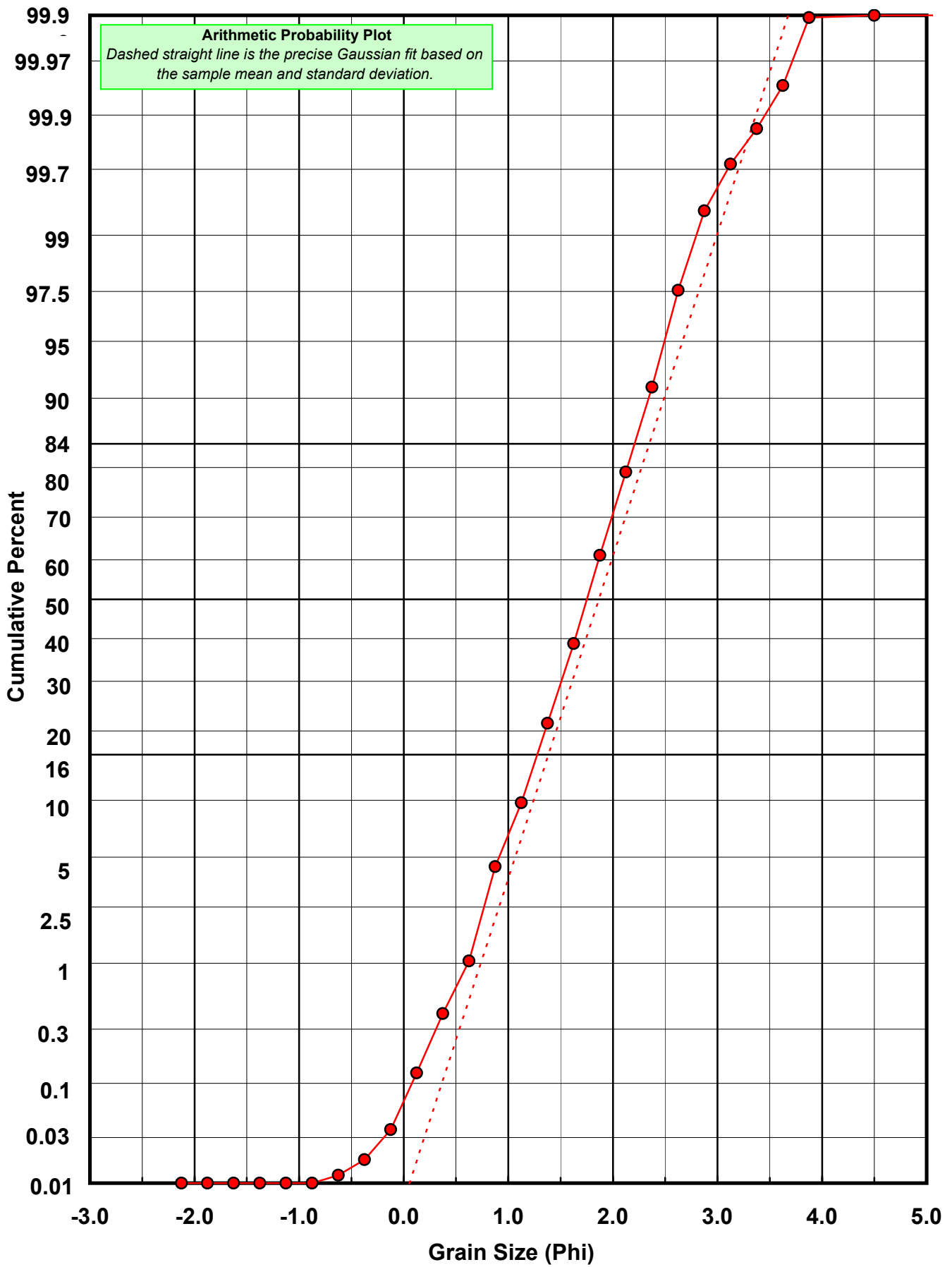
Statistical Results			
Mean:	1.8653	phi	(0.2745 mm)
Standard Dev:	0.4864	phi-units	(0.7138 mm)
Skewness:	-0.1173	dimensionless	
Kurtosis:	3.3366	dimensionless	
5th Moment:	-0.8205	dimensionless	
6th Moment:	22.9231	dimensionless	
RARD *	0.2607	dimensionless	
Median	1.7506	phi	(0.2972 mm)

\* RARD = reciprocal absolute relative dispersion (see below)

Statistical Explanation
Calculations based on the Method of Moments
Skewness: 3rd Stand. Moment; Exact Gaussian = 0.0
Kurtosis: 4th Stand. Moment; Exact Gaussian = 3.0
For Further Explanation, See Calculation Sheets
Millimeter data calculated by $mm = 2^{(-phi)}$

Reciprocal Absolute Relative Dispersion (RARD) Scale	
< 0.5	Excellent homogeneity (e.g., beaches)
0.5 to 1.0	Good homogeneity
1.0 to 1.33	Fair homogeneity
> 1.33	Poor homogeneity (e.g., glacial)





# Carbonate Grain Size Distribution

Onshore Grab Sample

Sample: VO-10-SS

Total Carbonate Mass: 14.573 grams

% Carbonate: 16.7 %

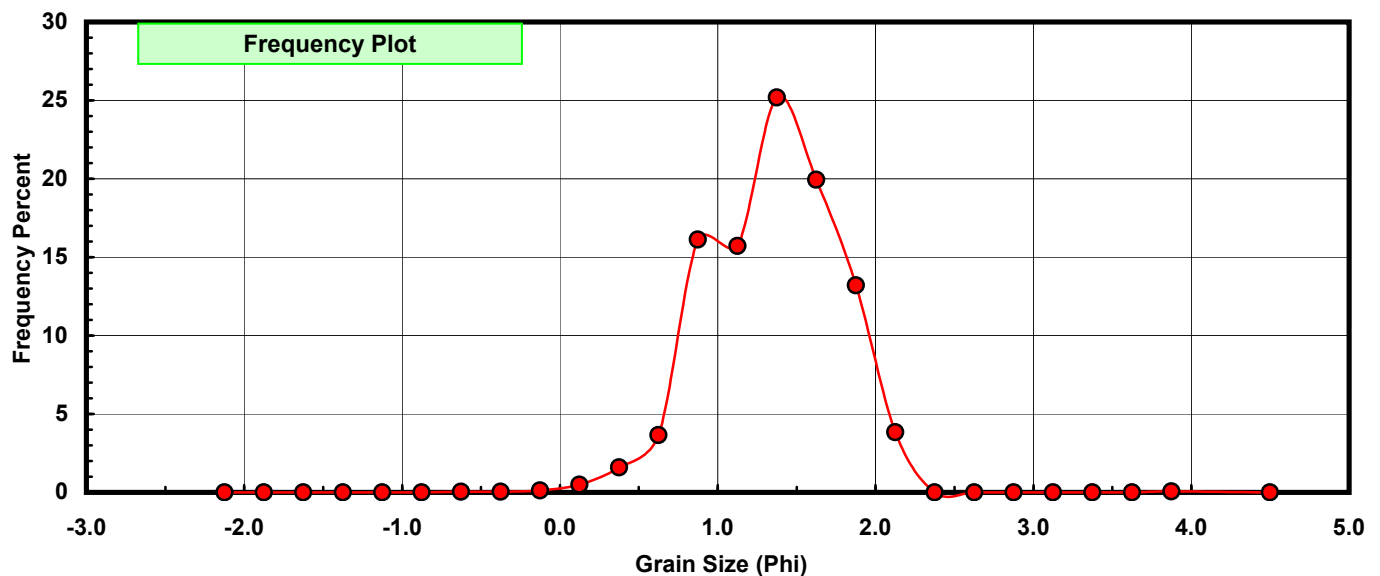
Sieve Size (phi)	Sieve Midpt (phi)	Weight (grams)	Freq Weight %	Cumulative Weight %
-2.00	-2.125	0.000	0.000	0.000
-1.75	-1.875	0.000	0.000	0.000
-1.50	-1.625	0.000	0.000	0.000
-1.25	-1.375	0.000	0.000	0.000
-1.00	-1.125	0.000	0.000	0.000
-0.75	-0.875	0.000	0.000	0.000
-0.50	-0.625	0.007	0.048	0.048
-0.25	-0.375	0.007	0.048	0.096
0.00	-0.125	0.017	0.117	0.213
0.25	0.125	0.072	0.494	0.707
0.50	0.375	0.231	1.585	2.292
0.75	0.625	0.532	3.651	5.942
1.00	0.875	2.351	16.133	22.075
1.25	1.125	2.291	15.721	37.796
1.50	1.375	3.669	25.177	62.973
1.75	1.625	2.905	19.934	82.907
2.00	1.875	1.925	13.209	96.116
2.25	2.125	0.558	3.829	99.945
2.50	2.375	0.000	0.000	99.945
2.75	2.625	0.000	0.000	99.945
3.00	2.875	0.000	0.000	99.945
3.25	3.125	0.000	0.000	99.945
3.50	3.375	0.000	0.000	99.945
3.75	3.625	0.000	0.000	99.945
4.00	3.875	0.008	0.055	100.000
5.00	4.500	0.000	0.000	100.000

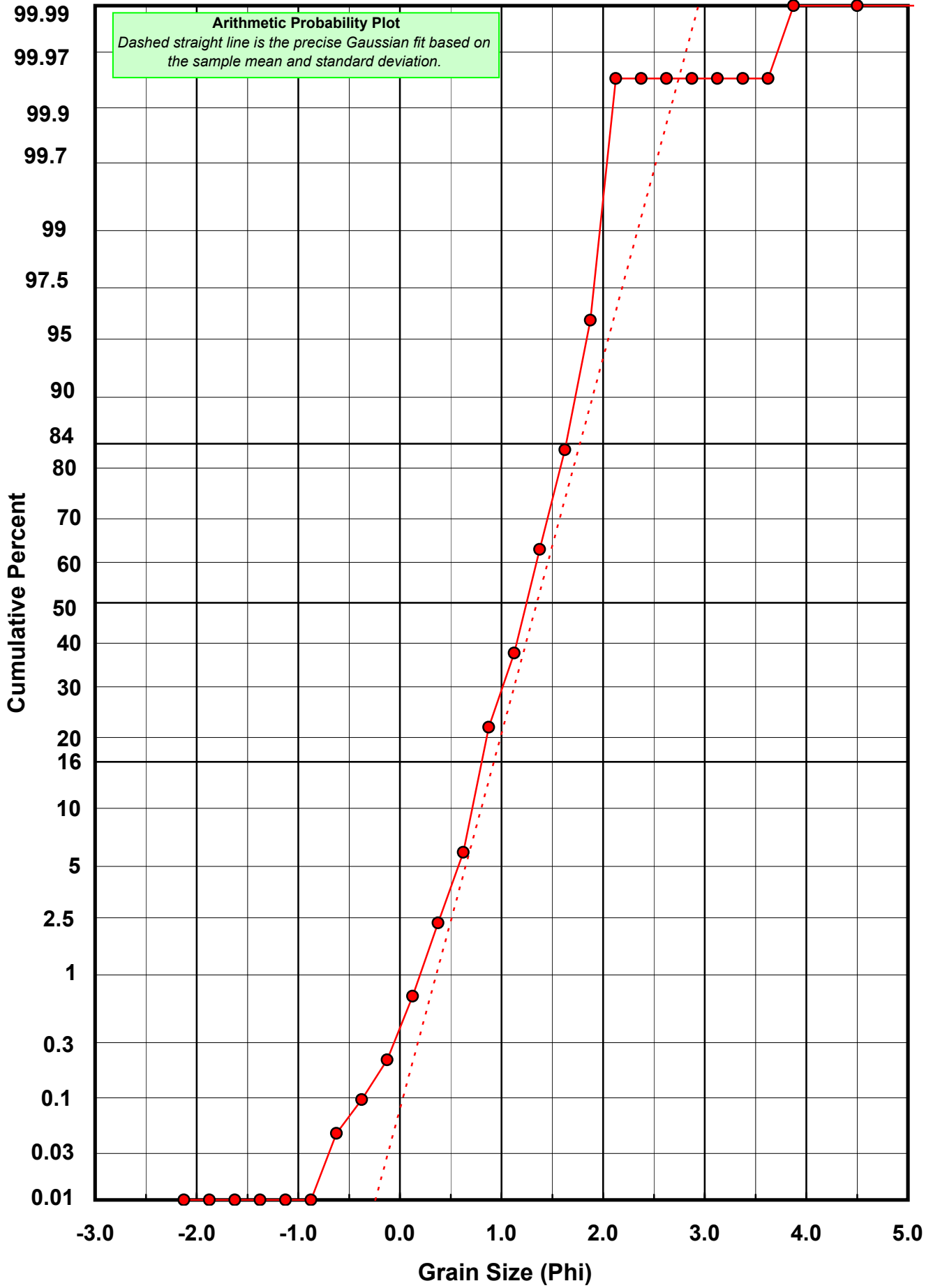
Statistical Results			
Mean:	1.3480	phi	(0.3928 mm)
Standard Dev:	0.4272	phi-units	(0.7437 mm)
Skewness:	-0.2169	dimensionless	
Kurtosis:	3.4936	dimensionless	
5th Moment:	0.3677	dimensionless	
6th Moment:	43.1018	dimensionless	
RARD *	0.3169	dimensionless	
Median	1.2462	phi	(0.4216 mm)

\* RARD = reciprocal absolute relative dispersion (see below)

Statistical Explanation	
Calculations based on the Method of Moments	
Skewness: 3rd Stand. Moment; Exact Gaussian = 0.0	
Kurtosis: 4th Stand. Moment; Exact Gaussian = 3.0	
For Further Explanation, See Calculation Sheets	
Millimeter data calculated by $mm = 2^{(-phi)}$	

Reciprocal Absolute Relative Dispersion (RARD) Scale	
< 0.5	Excellent homogeneity (e.g., beaches)
0.5 to 1.0	Good homogeneity
1.0 to 1.33	Fair homogeneity
> 1.33	Poor homogeneity (e.g., glacial)





# Post-Digestion Grain Size Distribution

Onshore Grab Sample

Sample: VO-10-SS

Total Digested Mass: 69.652 grams

% Silica: 83.3 %

Sieve Size (phi)	Sieve Midpt (phi)	Weight (grams)	Freq Weight %	Cumulative Weight %
-2.00	-2.125	0.000	0.000	0.000
-1.75	-1.875	0.000	0.000	0.000
-1.50	-1.625	0.000	0.000	0.000
-1.25	-1.375	0.000	0.000	0.000
-1.00	-1.125	0.000	0.000	0.000
-0.75	-0.875	0.000	0.000	0.000
-0.50	-0.625	0.000	0.000	0.000
-0.25	-0.375	0.000	0.000	0.000
0.00	-0.125	0.000	0.000	0.000
0.25	0.125	0.000	0.000	0.000
0.50	0.375	0.004	0.006	0.006
0.75	0.625	0.013	0.019	0.024
1.00	0.875	0.429	0.616	0.640
1.25	1.125	2.159	3.100	3.740
1.50	1.375	6.295	9.038	12.778
1.75	1.625	11.592	16.643	29.421
2.00	1.875	16.487	23.671	53.091
2.25	2.125	14.531	20.862	73.953
2.50	2.375	10.291	14.775	88.728
2.75	2.625	5.616	8.063	96.791
3.00	2.875	1.673	2.402	99.193
3.25	3.125	0.341	0.490	99.683
3.50	3.375	0.120	0.172	99.855
3.75	3.625	0.068	0.098	99.953
4.00	3.875	0.033	0.047	100.000
5.00	4.500	0.000	0.000	100.000

Statistical Results			
Mean:	1.9804	phi	(0.2534 mm)
Standard Dev:	0.4293	phi-units	(0.7426 mm)
Skewness:	0.1523	dimensionless	
Kurtosis:	3.0692	dimensionless	
5th Moment:	2.2313	dimensionless	
6th Moment:	18.4515	dimensionless	
RARD *	0.2168	dimensionless	
Median	1.8424	phi	(0.2789 mm)

\* RARD = reciprocal absolute relative dispersion (see below)

Statistical Explanation	
Calculations based on the Method of Moments	
Skewness: 3rd Stand. Moment; Exact Gaussian = 0.0	
Kurtosis: 4th Stand. Moment; Exact Gaussian = 3.0	
For Further Explanation, See Calculation Sheets	
Millimeter data calculated by $mm = 2^{(-phi)}$	

Reciprocal Absolute Relative Dispersion (RARD) Scale	
< 0.5	Excellent homogeneity (e.g., beaches)
0.5 to 1.0	Good homogeneity
1.0 to 1.33	Fair homogeneity
> 1.33	Poor homogeneity (e.g., glacial)

