

Onshore Grab Sample

Sample: VO-10-BB
Sample Taken By: J. Ladner
Sample Collected On: 12/3/03
Splits? Yes

County: Volusia
Latitude: 29° 18' 30.78"
Longitude: 81° 02' 49.32"
Datum: NAD 83
Surf. Elev: N/A
Datum: N/A

Fine Data Summary

Total Sample Weight 58.374 grams
Total Fines in Sample 0.110 grams
Total Percent Fines 0.19 %

Dry Sieving Summary

Total Sample Weight 58.107 grams
Total Digested Weight 50.289 grams
Total Carbonate Weight 7.818 grams
Total Silica % 86.55 %
Total Carbonate % 13.45 %
Carbonate/Silica Ratio 0.155

General Comments:

Weight + Beaker Before Split: 287.891 g

Description

Worked By: M. Lachance

Pre-Digestion Grain Size Distribution

Onshore Grab Sample

Sample: VO-10-BB

Total Sample Mass: 58.107 grams

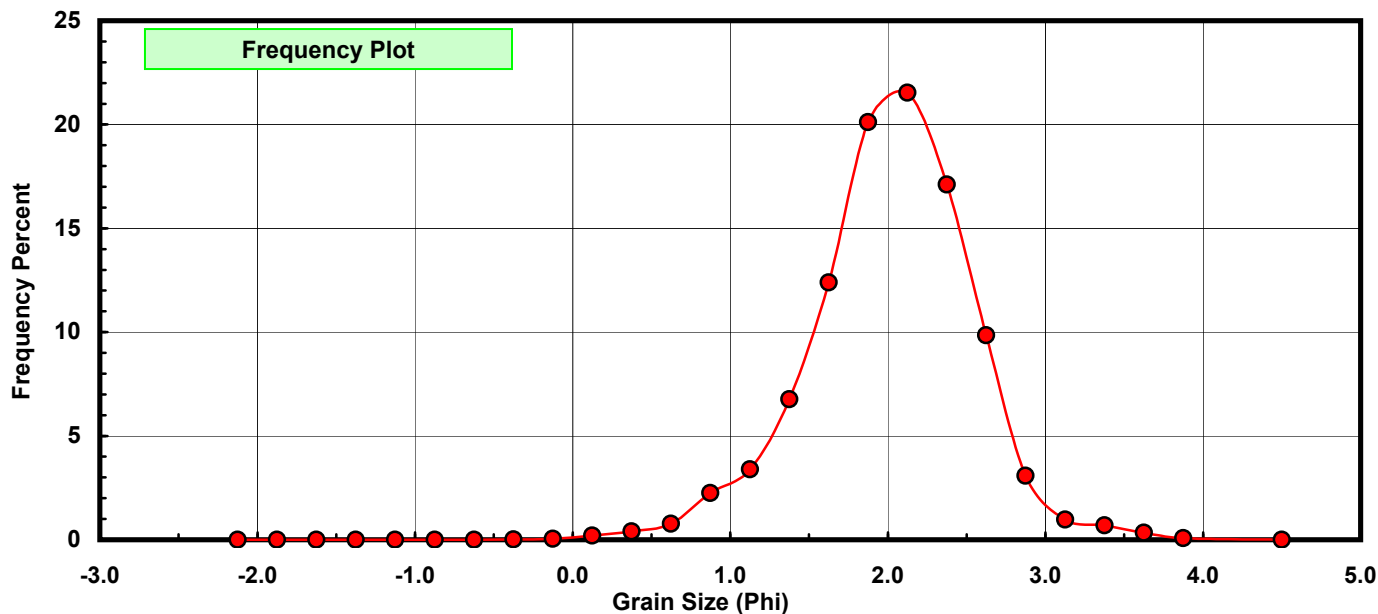
Sieve Size (phi)	Sieve Midpt (phi)	Weight (grams)	Freq Weight %	Cumulative Weight %
-2.00	-2.125	0.000	0.000	0.000
-1.75	-1.875	0.000	0.000	0.000
-1.50	-1.625	0.000	0.000	0.000
-1.25	-1.375	0.000	0.000	0.000
-1.00	-1.125	0.000	0.000	0.000
-0.75	-0.875	0.000	0.000	0.000
-0.50	-0.625	0.001	0.002	0.002
-0.25	-0.375	0.008	0.014	0.015
0.00	-0.125	0.030	0.052	0.067
0.25	0.125	0.112	0.193	0.260
0.50	0.375	0.232	0.399	0.659
0.75	0.625	0.452	0.778	1.437
1.00	0.875	1.312	2.258	3.695
1.25	1.125	1.966	3.383	7.078
1.50	1.375	3.929	6.762	13.840
1.75	1.625	7.203	12.396	26.236
2.00	1.875	11.686	20.111	46.347
2.25	2.125	12.511	21.531	67.878
2.50	2.375	9.942	17.110	84.988
2.75	2.625	5.719	9.842	94.830
3.00	2.875	1.795	3.089	97.919
3.25	3.125	0.566	0.974	98.893
3.50	3.375	0.403	0.694	99.587
3.75	3.625	0.194	0.334	99.921
4.00	3.875	0.045	0.077	99.998
5.00	4.500	0.001	0.002	100.000

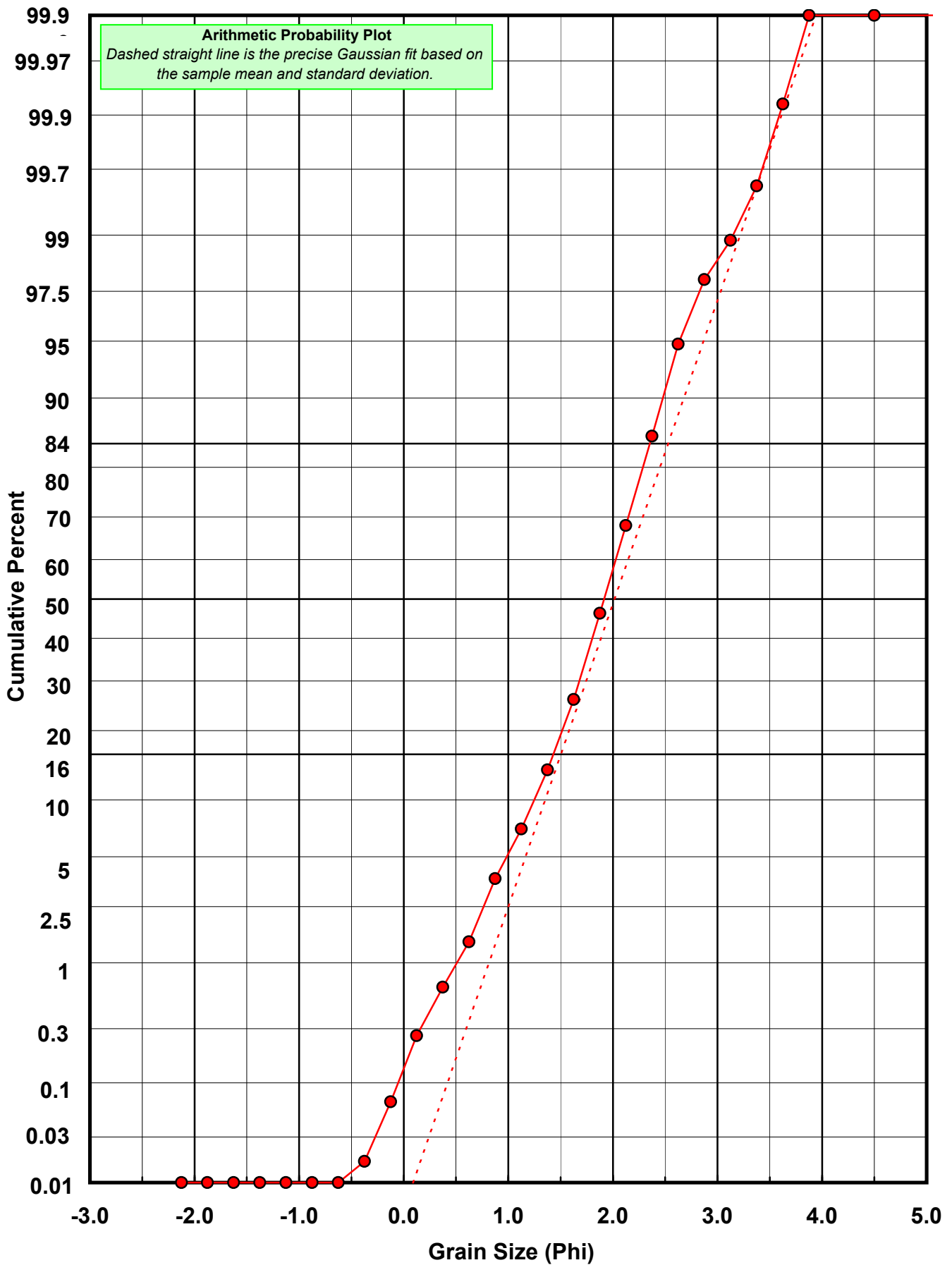
Statistical Results			
Mean:	2.0159	phi	(0.2473 mm)
Standard Dev:	0.5174	phi-units	(0.6986 mm)
Skewness:	-0.3100	dimensionless	
Kurtosis:	3.9302	dimensionless	
5th Moment:	-3.1493	dimensionless	
6th Moment:	29.1280	dimensionless	
RARD *	0.2567	dimensionless	
Median	1.9174	phi	(0.2647 mm)

* RARD = reciprocal absolute relative dispersion (see below)

Statistical Explanation
Calculations based on the Method of Moments
Skewness: 3rd Stand. Moment; Exact Gaussian = 0.0
Kurtosis: 4th Stand. Moment; Exact Gaussian = 3.0
For Further Explanation, See Calculation Sheets
Millimeter data calculated by $mm = 2^{(-phi)}$

Reciprocal Absolute Relative Dispersion (RARD) Scale	
< 0.5	Excellent homogeneity (e.g., beaches)
0.5 to 1.0	Good homogeneity
1.0 to 1.33	Fair homogeneity
> 1.33	Poor homogeneity (e.g., glacial)





Carbonate Grain Size Distribution

Onshore Grab Sample

Sample: VO-10-BB

Total Carbonate Mass: 8.147 grams

% Carbonate: 13.5 %

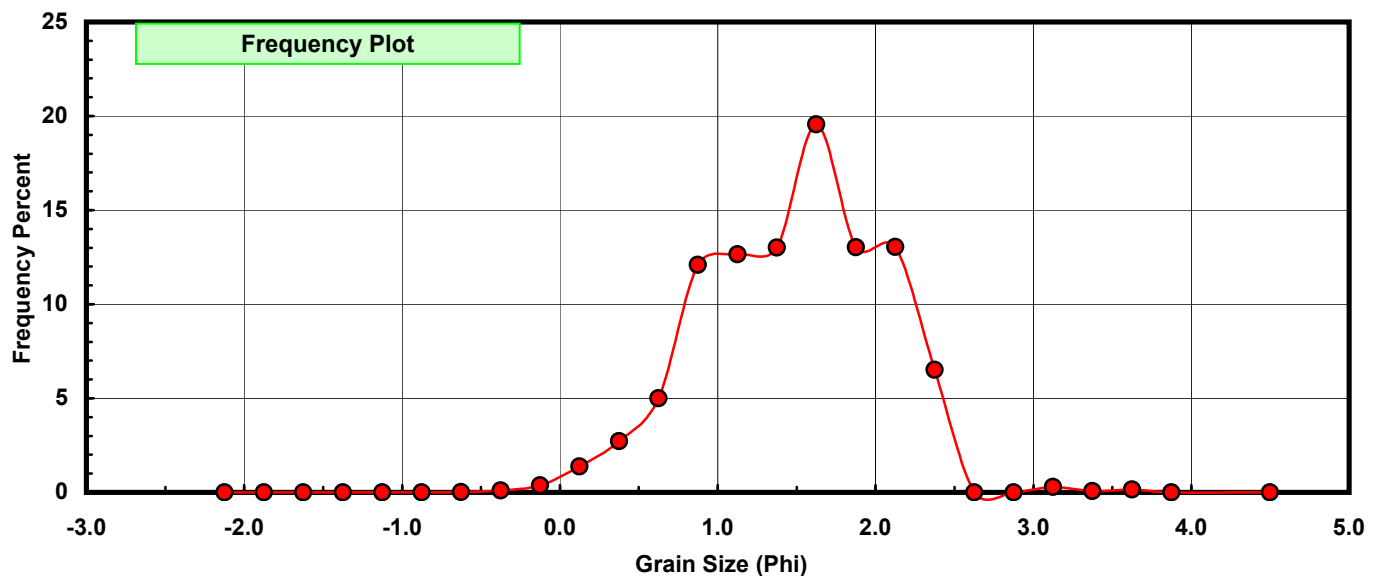
Sieve Size (phi)	Sieve Midpt (phi)	Weight (grams)	Freq Weight %	Cumulative Weight %
-2.00	-2.125	0.000	0.000	0.000
-1.75	-1.875	0.000	0.000	0.000
-1.50	-1.625	0.000	0.000	0.000
-1.25	-1.375	0.000	0.000	0.000
-1.00	-1.125	0.000	0.000	0.000
-0.75	-0.875	0.000	0.000	0.000
-0.50	-0.625	0.001	0.012	0.012
-0.25	-0.375	0.008	0.098	0.110
0.00	-0.125	0.030	0.368	0.479
0.25	0.125	0.112	1.375	1.853
0.50	0.375	0.221	2.713	4.566
0.75	0.625	0.408	5.008	9.574
1.00	0.875	0.985	12.090	21.664
1.25	1.125	1.031	12.655	34.319
1.50	1.375	1.060	13.011	47.330
1.75	1.625	1.594	19.565	66.896
2.00	1.875	1.062	13.035	79.931
2.25	2.125	1.063	13.048	92.979
2.50	2.375	0.530	6.505	99.484
2.75	2.625	0.000	0.000	99.484
3.00	2.875	0.000	0.000	99.484
3.25	3.125	0.024	0.295	99.779
3.50	3.375	0.005	0.061	99.840
3.75	3.625	0.013	0.160	100.000
4.00	3.875	0.000	0.000	100.000
5.00	4.500	0.000	0.000	100.000

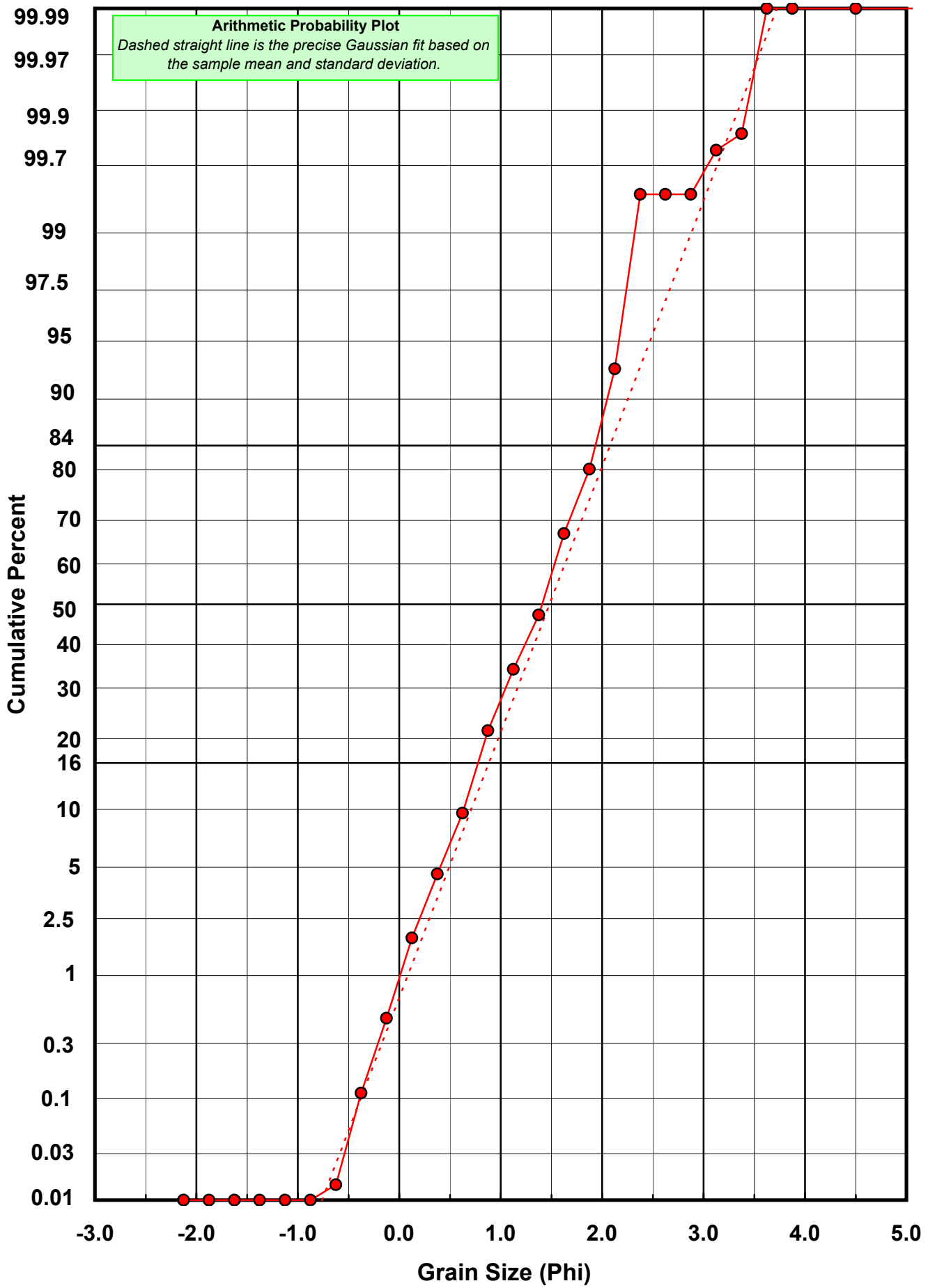
Statistical Results			
Mean:	1.4805	phi	(0.3584 mm)
Standard Dev:	0.6024	phi-units	(0.6586 mm)
Skewness:	-0.1799	dimensionless	
Kurtosis:	2.6064	dimensionless	
5th Moment:	-0.4512	dimensionless	
6th Moment:	13.3417	dimensionless	
RARD *	0.4069	dimensionless	
Median	1.4091	phi	(0.3765 mm)

* RARD = reciprocal absolute relative dispersion (see below)

Statistical Explanation	
Calculations based on the Method of Moments	
Skewness: 3rd Stand. Moment; Exact Gaussian = 0.0	
Kurtosis: 4th Stand. Moment; Exact Gaussian = 3.0	
For Further Explanation, See Calculation Sheets	
Millimeter data calculated by $mm = 2^{(-phi)}$	

Reciprocal Absolute Relative Dispersion (RARD) Scale	
< 0.5	Excellent homogeneity (e.g., beaches)
0.5 to 1.0	Good homogeneity
1.0 to 1.33	Fair homogeneity
> 1.33	Poor homogeneity (e.g., glacial)





Post-Digestion Grain Size Distribution

Onshore Grab Sample

Sample: VO-10-BB

Total Digested Mass: 50.284 grams

% Silica: 86.5 %

Sieve Size (phi)	Sieve Midpt (phi)	Weight (grams)	Freq Weight %	Cumulative Weight %
-2.00	-2.125	0.000	0.000	0.000
-1.75	-1.875	0.000	0.000	0.000
-1.50	-1.625	0.000	0.000	0.000
-1.25	-1.375	0.000	0.000	0.000
-1.00	-1.125	0.000	0.000	0.000
-0.75	-0.875	0.000	0.000	0.000
-0.50	-0.625	0.000	0.000	0.000
-0.25	-0.375	0.000	0.000	0.000
0.00	-0.125	0.000	0.000	0.000
0.25	0.125	0.000	0.000	0.000
0.50	0.375	0.011	0.022	0.022
0.75	0.625	0.044	0.088	0.109
1.00	0.875	0.327	0.650	0.760
1.25	1.125	0.935	1.859	2.619
1.50	1.375	2.869	5.706	8.325
1.75	1.625	5.609	11.155	19.479
2.00	1.875	10.624	21.128	40.607
2.25	2.125	11.448	22.767	63.374
2.50	2.375	9.412	18.718	82.092
2.75	2.625	5.912	11.757	93.849
3.00	2.875	1.910	3.798	97.647
3.25	3.125	0.542	1.078	98.725
3.50	3.375	0.398	0.792	99.517
3.75	3.625	0.181	0.360	99.877
4.00	3.875	0.062	0.123	100.000
5.00	4.500	0.000	0.000	100.000

Statistical Results			
Mean:	2.1075	phi	(0.232 mm)
Standard Dev:	0.4537	phi-units	(0.7302 mm)
Skewness:	0.1366	dimensionless	
Kurtosis:	3.5467	dimensionless	
5th Moment:	2.2467	dimensionless	
6th Moment:	23.5594	dimensionless	
RARD *	0.2153	dimensionless	
Median	1.9781	phi	(0.2538 mm)

* RARD = reciprocal absolute relative dispersion (see below)

Statistical Explanation	
Calculations based on the Method of Moments	
Skewness: 3rd Stand. Moment; Exact Gaussian = 0.0	
Kurtosis: 4th Stand. Moment; Exact Gaussian = 3.0	
For Further Explanation, See Calculation Sheets	
Millimeter data calculated by $mm = 2^{(-phi)}$	

Reciprocal Absolute Relative Dispersion (RARD) Scale	
< 0.5	Excellent homogeneity (e.g., beaches)
0.5 to 1.0	Good homogeneity
1.0 to 1.33	Fair homogeneity
> 1.33	Poor homogeneity (e.g., glacial)

