

Onshore Grab Sample

Sample: VO-09-BB
Sample Taken By: J. Ladner
Sample Collected On: 12/3/03
Splits? N/A

County: Volusia
Latitude: 29° 19' 16.38"
Longitude: 81° 03' 11.16"
Datum: NAD 83
Surf. Elev: N/A
Datum: N/A

Fine Data Summary

Total Sample Weight 91.112 grams
Total Fines in Sample 0.151 grams
Total Percent Fines 0.17 %

Dry Sieving Summary

Total Sample Weight 90.947 grams
Total Digested Weight 79.433 grams
Total Carbonate Weight 11.514 grams
Total Silica % 87.34 %
Total Carbonate % 12.66 %
Carbonate/Silica Ratio 0.145

General Comments:

None

Description

Worked By: M. Lachance

Pre-Digestion Grain Size Distribution

Onshore Grab Sample

Sample: VO-09-BB

Total Sample Mass: 90.947 grams

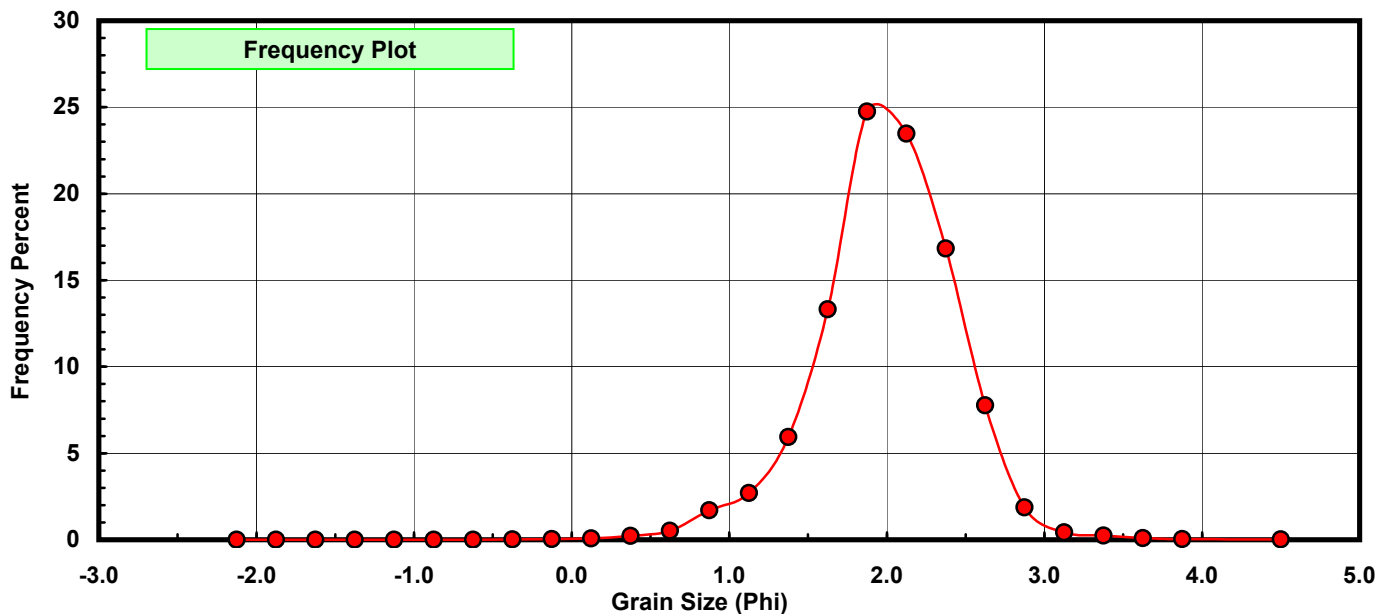
Sieve Size (phi)	Sieve Midpt (phi)	Weight (grams)	Freq Weight %	Cumulative Weight %
-2.00	-2.125	0.000	0.000	0.000
-1.75	-1.875	0.000	0.000	0.000
-1.50	-1.625	0.000	0.000	0.000
-1.25	-1.375	0.000	0.000	0.000
-1.00	-1.125	0.000	0.000	0.000
-0.75	-0.875	0.000	0.000	0.000
-0.50	-0.625	0.000	0.000	0.000
-0.25	-0.375	0.015	0.016	0.016
0.00	-0.125	0.030	0.033	0.049
0.25	0.125	0.066	0.073	0.122
0.50	0.375	0.197	0.217	0.339
0.75	0.625	0.463	0.509	0.848
1.00	0.875	1.554	1.709	2.556
1.25	1.125	2.451	2.695	5.251
1.50	1.375	5.397	5.934	11.186
1.75	1.625	12.116	13.322	24.508
2.00	1.875	22.504	24.744	49.252
2.25	2.125	21.352	23.477	72.729
2.50	2.375	15.300	16.823	89.552
2.75	2.625	7.058	7.761	97.313
3.00	2.875	1.707	1.877	99.190
3.25	3.125	0.393	0.432	99.622
3.50	3.375	0.216	0.238	99.859
3.75	3.625	0.087	0.096	99.955
4.00	3.875	0.031	0.034	99.989
5.00	4.500	0.010	0.011	100.000

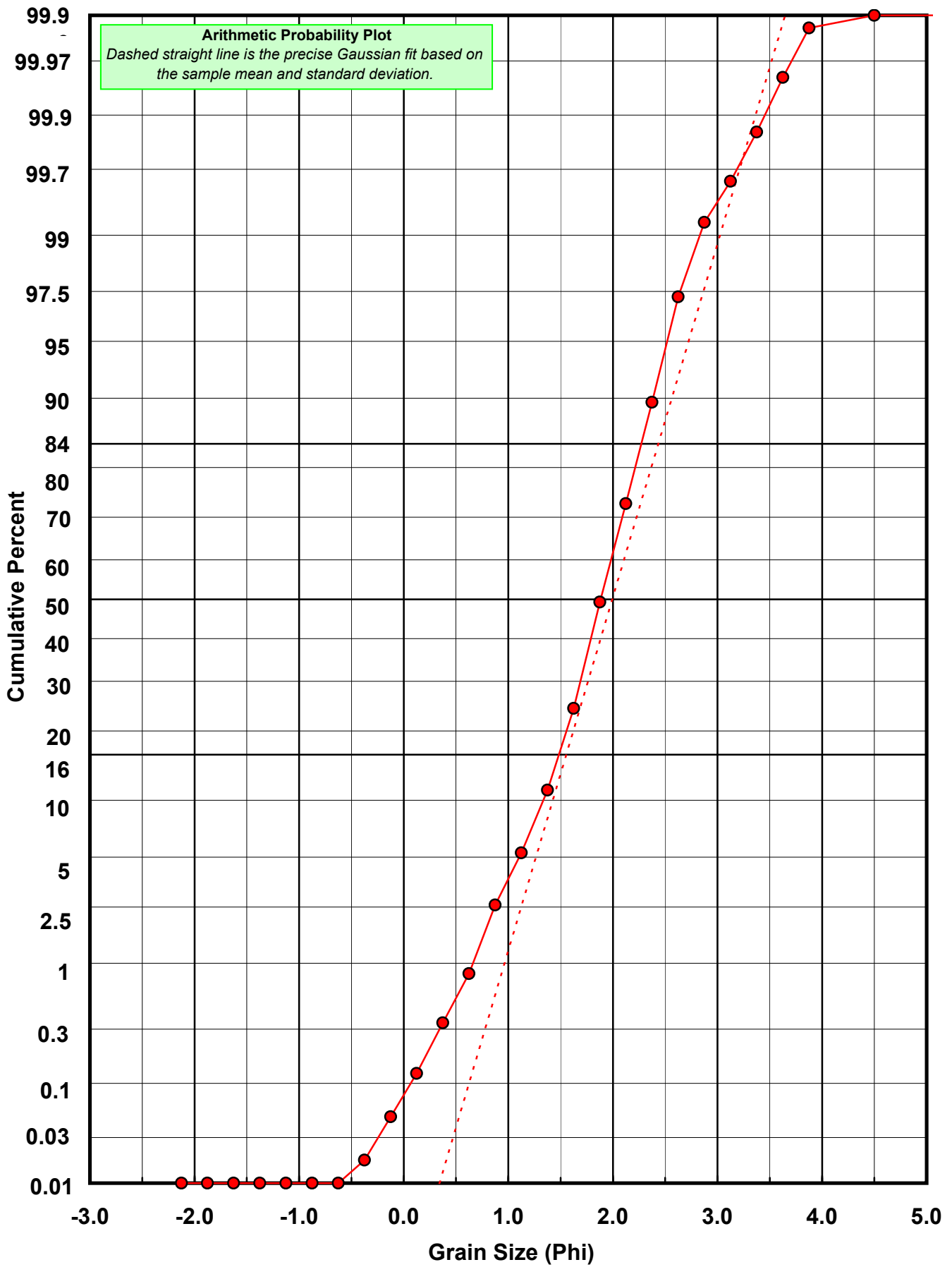
Statistical Results			
Mean:	1.9942	phi	(0.251 mm)
Standard Dev:	0.4437	phi-units	(0.7352 mm)
Skewness:	-0.3754	dimensionless	
Kurtosis:	4.3095	dimensionless	
5th Moment:	-4.2563	dimensionless	
6th Moment:	41.2703	dimensionless	
RARD *	0.2225	dimensionless	
Median	1.8830	phi	(0.2711 mm)

* RARD = reciprocal absolute relative dispersion (see below)

Statistical Explanation
Calculations based on the Method of Moments
Skewness: 3rd Stand. Moment; Exact Gaussian = 0.0
Kurtosis: 4th Stand. Moment; Exact Gaussian = 3.0
For Further Explanation, See Calculation Sheets
Millimeter data calculated by $mm = 2^{(-\phi)}$

Reciprocal Absolute Relative Dispersion (RARD) Scale	
< 0.5	Excellent homogeneity (e.g., beaches)
0.5 to 1.0	Good homogeneity
1.0 to 1.33	Fair homogeneity
> 1.33	Poor homogeneity (e.g., glacial)





Carbonate Grain Size Distribution

Onshore Grab Sample

Sample: VO-09-BB

Total Carbonate Mass: 11.644 grams

% Carbonate: 12.7 %

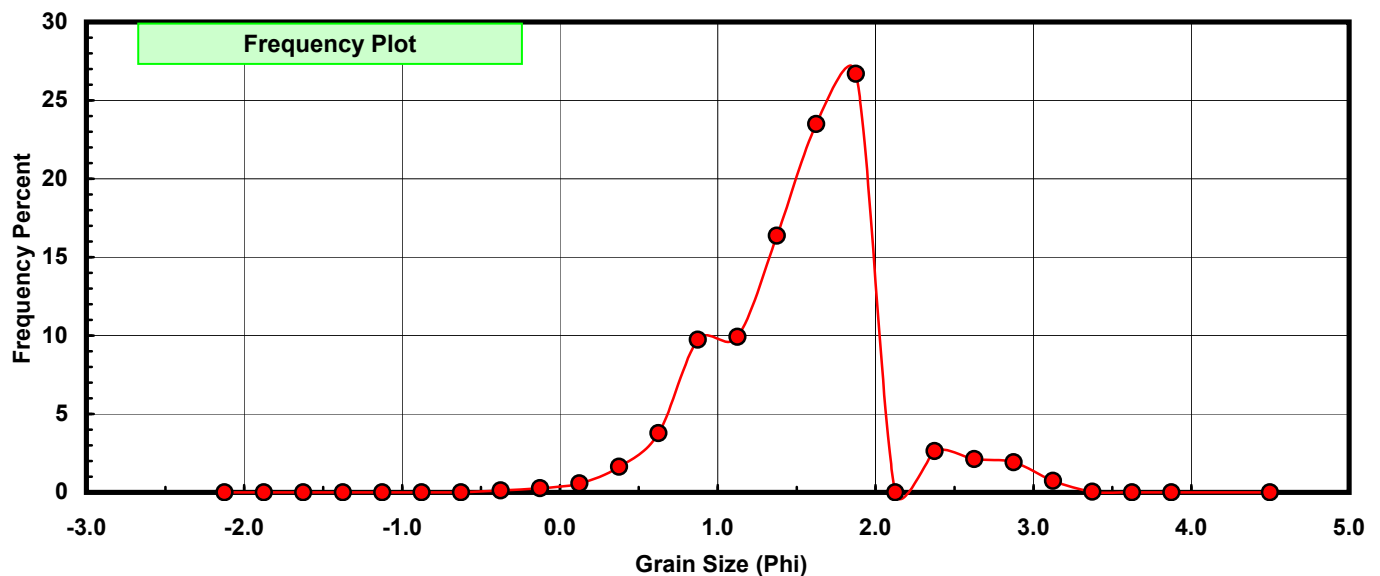
Sieve Size (phi)	Sieve Midpt (phi)	Weight (grams)	Freq Weight %	Cumulative Weight %
-2.00	-2.125	0.000	0.000	0.000
-1.75	-1.875	0.000	0.000	0.000
-1.50	-1.625	0.000	0.000	0.000
-1.25	-1.375	0.000	0.000	0.000
-1.00	-1.125	0.000	0.000	0.000
-0.75	-0.875	0.000	0.000	0.000
-0.50	-0.625	0.000	0.000	0.000
-0.25	-0.375	0.015	0.129	0.129
0.00	-0.125	0.030	0.258	0.386
0.25	0.125	0.066	0.567	0.953
0.50	0.375	0.190	1.632	2.585
0.75	0.625	0.440	3.779	6.364
1.00	0.875	1.134	9.739	16.103
1.25	1.125	1.155	9.919	26.022
1.50	1.375	1.906	16.369	42.391
1.75	1.625	2.734	23.480	65.871
2.00	1.875	3.108	26.692	92.563
2.25	2.125	0.000	0.000	92.563
2.50	2.375	0.306	2.628	95.191
2.75	2.625	0.246	2.113	97.303
3.00	2.875	0.223	1.915	99.218
3.25	3.125	0.085	0.730	99.948
3.50	3.375	0.005	0.043	99.991
3.75	3.625	0.000	0.000	99.991
4.00	3.875	0.001	0.009	100.000
5.00	4.500	0.000	0.000	100.000

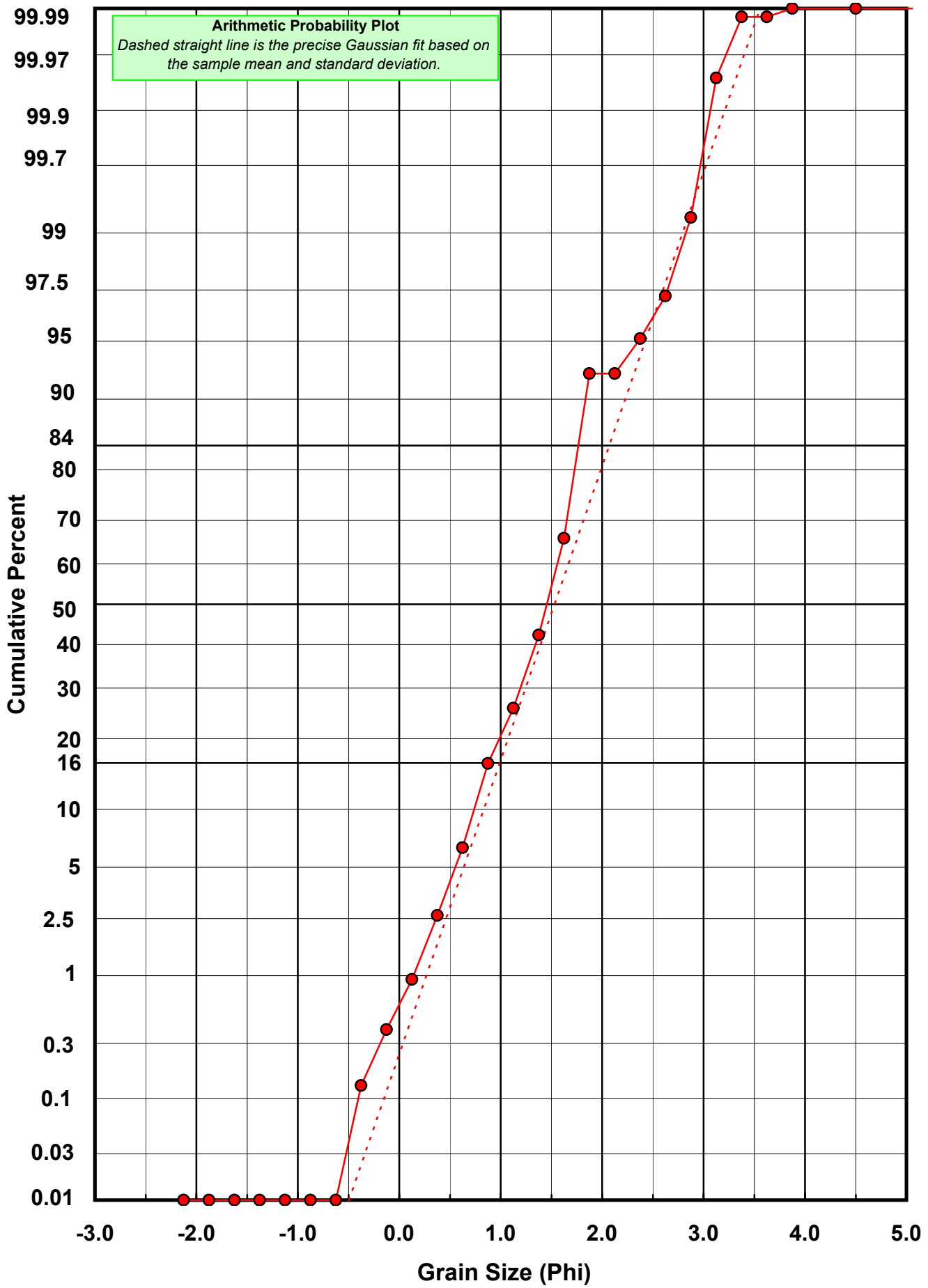
Statistical Results			
Mean:	1.5311	phi	(0.346 mm)
Standard Dev:	0.5442	phi-units	(0.6858 mm)
Skewness:	0.0671	dimensionless	
Kurtosis:	3.7218	dimensionless	
5th Moment:	1.2500	dimensionless	
6th Moment:	22.5906	dimensionless	
RARD *	0.3555	dimensionless	
Median	1.4560	phi	(0.3645 mm)

* RARD = reciprocal absolute relative dispersion (see below)

Statistical Explanation	
Calculations based on the Method of Moments	
Skewness: 3rd Stand. Moment; Exact Gaussian = 0.0	
Kurtosis: 4th Stand. Moment; Exact Gaussian = 3.0	
For Further Explanation, See Calculation Sheets	
Millimeter data calculated by $mm = 2^{(-phi)}$	

Reciprocal Absolute Relative Dispersion (RARD) Scale	
< 0.5	Excellent homogeneity (e.g., beaches)
0.5 to 1.0	Good homogeneity
1.0 to 1.33	Fair homogeneity
> 1.33	Poor homogeneity (e.g., glacial)





Post-Digestion Grain Size Distribution

Onshore Grab Sample

Sample: VO-09-BB

Total Digested Mass: 79.423 grams

% Silica: 87.3 %

Sieve Size (phi)	Sieve Midpt (phi)	Weight (grams)	Freq Weight %	Cumulative Weight %
-2.00	-2.125	0.000	0.000	0.000
-1.75	-1.875	0.000	0.000	0.000
-1.50	-1.625	0.000	0.000	0.000
-1.25	-1.375	0.000	0.000	0.000
-1.00	-1.125	0.000	0.000	0.000
-0.75	-0.875	0.000	0.000	0.000
-0.50	-0.625	0.000	0.000	0.000
-0.25	-0.375	0.000	0.000	0.000
0.00	-0.125	0.000	0.000	0.000
0.25	0.125	0.000	0.000	0.000
0.50	0.375	0.007	0.009	0.009
0.75	0.625	0.023	0.029	0.038
1.00	0.875	0.420	0.529	0.567
1.25	1.125	1.296	1.632	2.198
1.50	1.375	3.491	4.395	6.594
1.75	1.625	9.382	11.813	18.407
2.00	1.875	19.396	24.421	42.828
2.25	2.125	21.477	27.041	69.869
2.50	2.375	14.994	18.879	88.748
2.75	2.625	6.812	8.577	97.324
3.00	2.875	1.484	1.868	99.193
3.25	3.125	0.308	0.388	99.581
3.50	3.375	0.211	0.266	99.846
3.75	3.625	0.092	0.116	99.962
4.00	3.875	0.030	0.038	100.000
5.00	4.500	0.000	0.000	100.000

Statistical Results			
Mean:	2.0621	phi	(0.2395 mm)
Standard Dev:	0.3853	phi-units	(0.7656 mm)
Skewness:	-0.0133	dimensionless	
Kurtosis:	3.7606	dimensionless	
5th Moment:	1.1876	dimensionless	
6th Moment:	28.9846	dimensionless	
RARD *	0.1869	dimensionless	
Median	1.9413	phi	(0.2604 mm)

* RARD = reciprocal absolute relative dispersion (see below)

Statistical Explanation	
Calculations based on the Method of Moments	
Skewness: 3rd Stand. Moment; Exact Gaussian = 0.0	
Kurtosis: 4th Stand. Moment; Exact Gaussian = 3.0	
For Further Explanation, See Calculation Sheets	
Millimeter data calculated by $mm = 2^{(-phi)}$	

Reciprocal Absolute Relative Dispersion (RARD) Scale	
< 0.5	Excellent homogeneity (e.g., beaches)
0.5 to 1.0	Good homogeneity
1.0 to 1.33	Fair homogeneity
> 1.33	Poor homogeneity (e.g., glacial)

