

Onshore Grab Sample

Sample: VO-06-SS
Sample Taken By: J. Ladner
Sample Collected On: 12/3/03
Splits? N/A

County: Volusia
Latitude: 29° 22' 22.50"
Longitude: 81° 04' 10.38"
Datum: NAD 83
Surf. Elev: N/A
Datum: N/A

Fine Data Summary

Total Sample Weight	80.442 grams
Total Fines in Sample	0.736 grams
Total Percent Fines	0.91 %

Dry Sieving Summary

Total Sample Weight	79.448 grams
Total Digested Weight	68.515 grams
Total Carbonate Weight	10.933 grams
Total Silica %	86.24 %
Total Carbonate %	13.76 %
Carbonate/Silica Ratio	0.160

General Comments:

None

Description

Worked By: M. Lachance

Pre-Digestion Grain Size Distribution

Onshore Grab Sample

Sample: VO-06-SS

Total Sample Mass: 79.448 grams

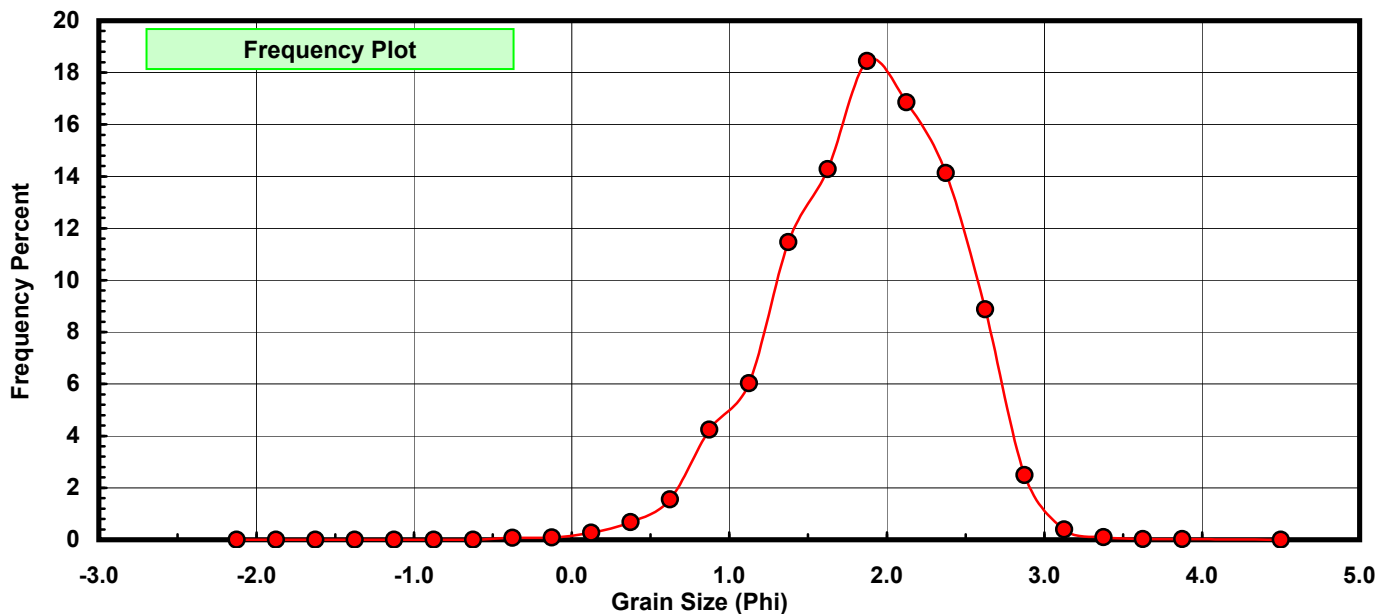
Sieve Size (phi)	Sieve Midpt (phi)	Weight (grams)	Freq Weight %	Cumulative Weight %
-2.00	-2.125	0.000	0.000	0.000
-1.75	-1.875	0.000	0.000	0.000
-1.50	-1.625	0.000	0.000	0.000
-1.25	-1.375	0.000	0.000	0.000
-1.00	-1.125	0.000	0.000	0.000
-0.75	-0.875	0.000	0.000	0.000
-0.50	-0.625	0.000	0.000	0.000
-0.25	-0.375	0.055	0.069	0.069
0.00	-0.125	0.064	0.081	0.150
0.25	0.125	0.217	0.273	0.423
0.50	0.375	0.538	0.677	1.100
0.75	0.625	1.230	1.548	2.648
1.00	0.875	3.368	4.239	6.888
1.25	1.125	4.791	6.030	12.918
1.50	1.375	9.107	11.463	24.381
1.75	1.625	11.340	14.273	38.654
2.00	1.875	14.658	18.450	57.104
2.25	2.125	13.390	16.854	73.958
2.50	2.375	11.226	14.130	88.088
2.75	2.625	7.049	8.872	96.960
3.00	2.875	1.977	2.488	99.449
3.25	3.125	0.316	0.398	99.846
3.50	3.375	0.076	0.096	99.942
3.75	3.625	0.024	0.030	99.972
4.00	3.875	0.022	0.028	100.000
5.00	4.500	0.000	0.000	100.000

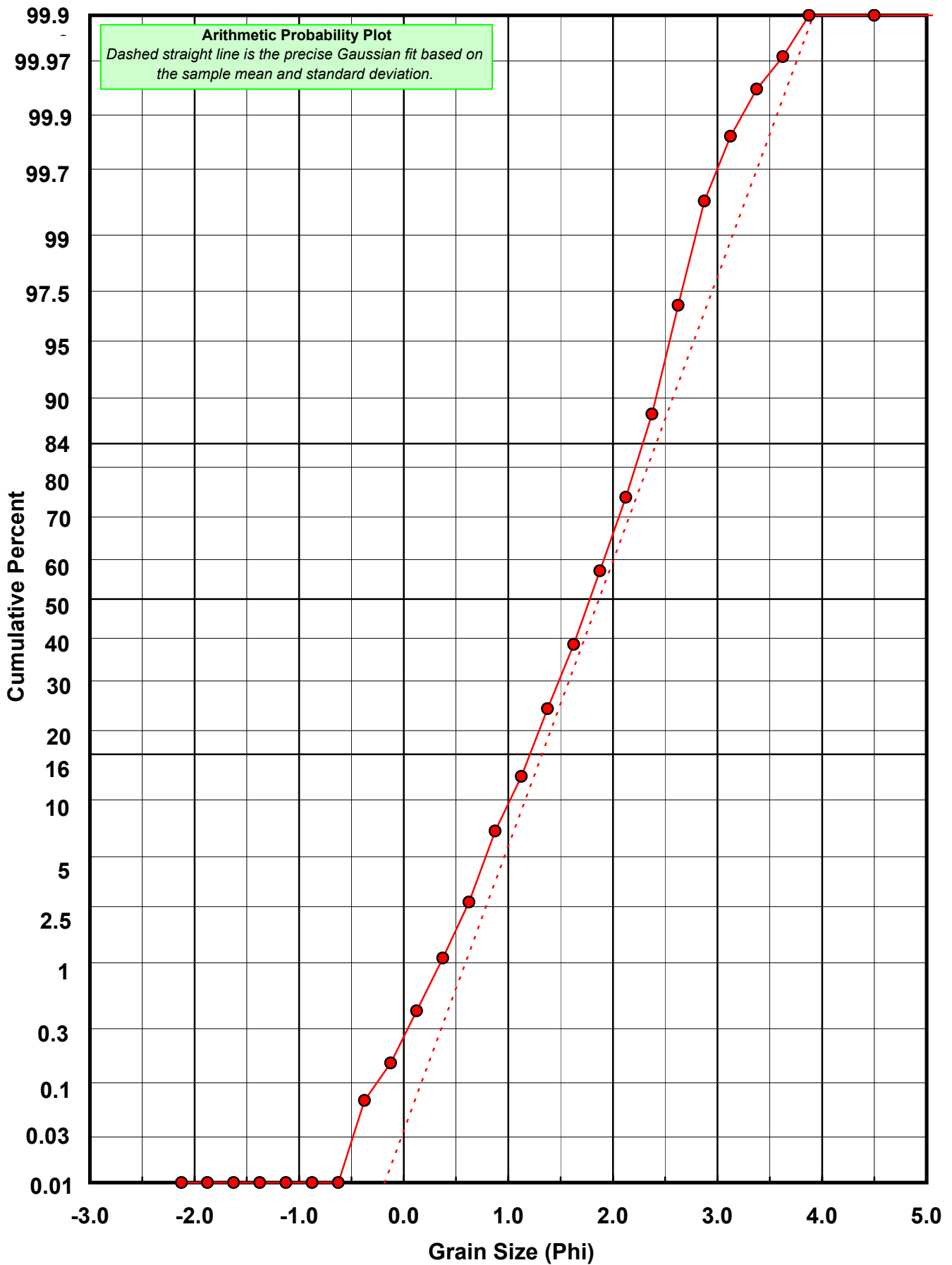
Statistical Results			
Mean:	1.8686	phi	(0.2738 mm)
Standard Dev:	0.5507	phi-units	(0.6827 mm)
Skewness:	-0.3838	dimensionless	
Kurtosis:	3.0850	dimensionless	
5th Moment:	-3.5387	dimensionless	
6th Moment:	18.1397	dimensionless	
RARD *	0.2947	dimensionless	
Median	1.7787	phi	(0.2914 mm)

* RARD = reciprocal absolute relative dispersion (see below)

Statistical Explanation
Calculations based on the Method of Moments
Skewness: 3rd Stand. Moment; Exact Gaussian = 0.0
Kurtosis: 4th Stand. Moment; Exact Gaussian = 3.0
For Further Explanation, See Calculation Sheets
Millimeter data calculated by $mm = 2^{(-phi)}$

Reciprocal Absolute Relative Dispersion (RARD) Scale	
< 0.5	Excellent homogeneity (e.g., beaches)
0.5 to 1.0	Good homogeneity
1.0 to 1.33	Fair homogeneity
> 1.33	Poor homogeneity (e.g., glacial)





Carbonate Grain Size Distribution

Onshore Grab Sample

Sample: VO-06-SS

Total Carbonate Mass: 11.331 grams

% Carbonate: 13.8 %

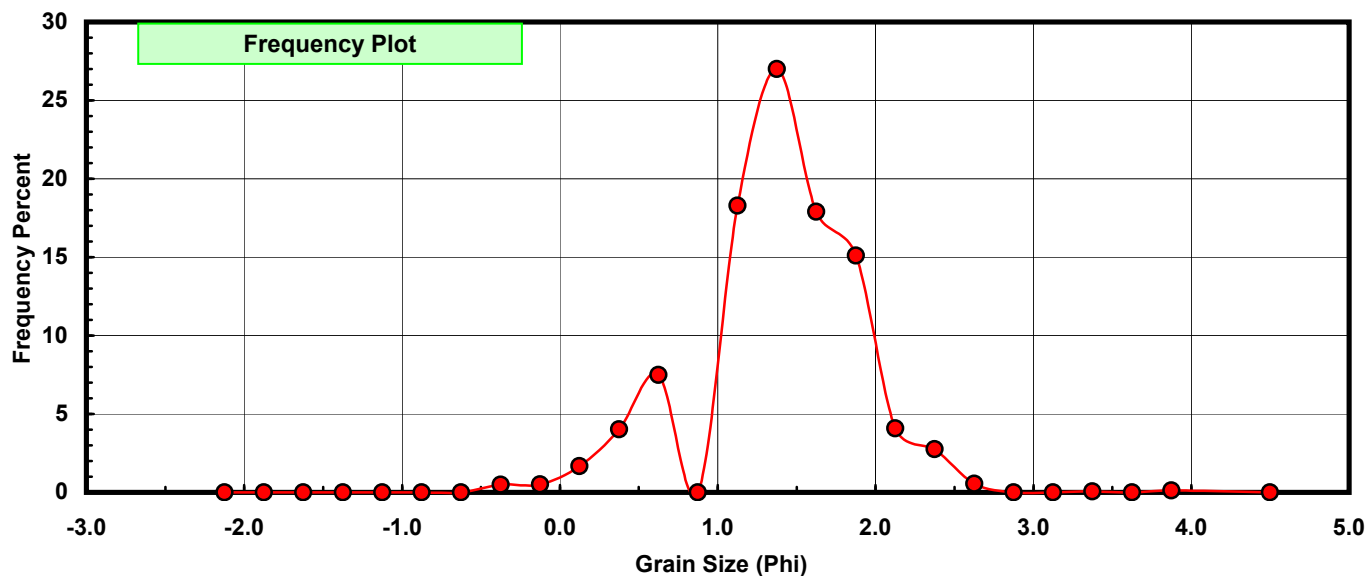
Sieve Size (phi)	Sieve Midpt (phi)	Weight (grams)	Freq Weight %	Cumulative Weight %
-2.00	-2.125	0.000	0.000	0.000
-1.75	-1.875	0.000	0.000	0.000
-1.50	-1.625	0.000	0.000	0.000
-1.25	-1.375	0.000	0.000	0.000
-1.00	-1.125	0.000	0.000	0.000
-0.75	-0.875	0.000	0.000	0.000
-0.50	-0.625	0.000	0.000	0.000
-0.25	-0.375	0.055	0.485	0.485
0.00	-0.125	0.057	0.503	0.988
0.25	0.125	0.189	1.668	2.656
0.50	0.375	0.455	4.016	6.672
0.75	0.625	0.849	7.493	14.165
1.00	0.875	0.000	0.000	14.165
1.25	1.125	2.071	18.277	32.442
1.50	1.375	3.059	26.997	59.439
1.75	1.625	2.027	17.889	77.328
2.00	1.875	1.712	15.109	92.437
2.25	2.125	0.462	4.077	96.514
2.50	2.375	0.313	2.762	99.276
2.75	2.625	0.062	0.547	99.823
3.00	2.875	0.000	0.000	99.823
3.25	3.125	0.000	0.000	99.823
3.50	3.375	0.007	0.062	99.885
3.75	3.625	0.000	0.000	99.885
4.00	3.875	0.013	0.115	100.000
5.00	4.500	0.000	0.000	100.000

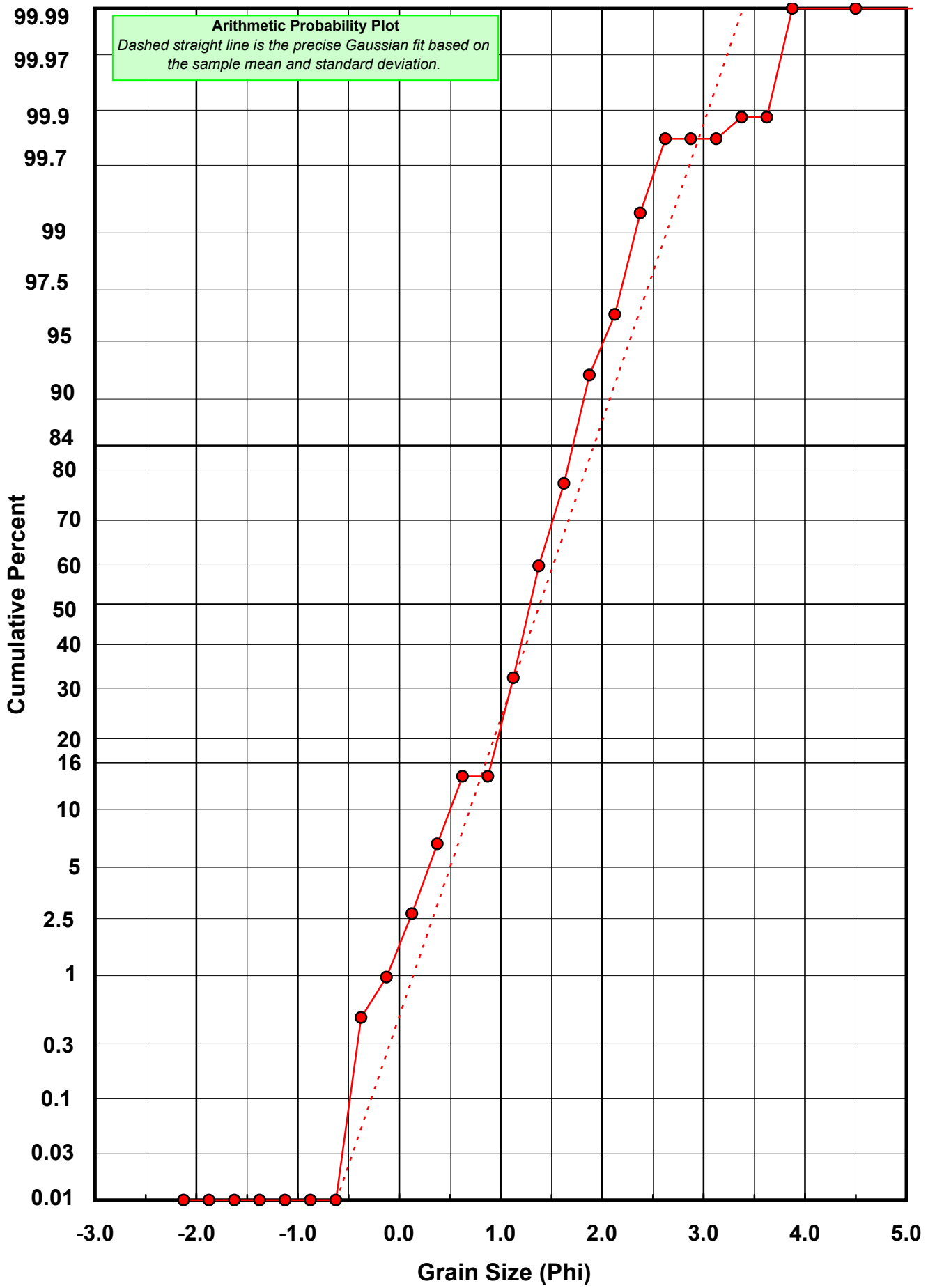
Statistical Results			
Mean:	1.3855	phi	(0.3828 mm)
Standard Dev:	0.5377	phi-units	(0.6889 mm)
Skewness:	-0.4122	dimensionless	
Kurtosis:	3.9020	dimensionless	
5th Moment:	-1.2621	dimensionless	
6th Moment:	31.5302	dimensionless	
RARD *	0.3881	dimensionless	
Median	1.2876	phi	(0.4096 mm)

* RARD = reciprocal absolute relative dispersion (see below)

Statistical Explanation	
Calculations based on the Method of Moments	
Skewness: 3rd Stand. Moment; Exact Gaussian = 0.0	
Kurtosis: 4th Stand. Moment; Exact Gaussian = 3.0	
For Further Explanation, See Calculation Sheets	
Millimeter data calculated by $mm = 2^{(-phi)}$	

Reciprocal Absolute Relative Dispersion (RARD) Scale	
< 0.5	Excellent homogeneity (e.g., beaches)
0.5 to 1.0	Good homogeneity
1.0 to 1.33	Fair homogeneity
> 1.33	Poor homogeneity (e.g., glacial)





Post-Digestion Grain Size Distribution

Onshore Grab Sample

Sample: VO-06-SS

Total Digested Mass: 68.515 grams

% Silica: 86.2 %

Sieve Size (phi)	Sieve Midpt (phi)	Weight (grams)	Freq Weight %	Cumulative Weight %
-2.00	-2.125	0.000	0.000	0.000
-1.75	-1.875	0.000	0.000	0.000
-1.50	-1.625	0.000	0.000	0.000
-1.25	-1.375	0.000	0.000	0.000
-1.00	-1.125	0.000	0.000	0.000
-0.75	-0.875	0.000	0.000	0.000
-0.50	-0.625	0.000	0.000	0.000
-0.25	-0.375	0.000	0.000	0.000
0.00	-0.125	0.007	0.010	0.010
0.25	0.125	0.028	0.041	0.051
0.50	0.375	0.083	0.121	0.172
0.75	0.625	0.381	0.556	0.728
1.00	0.875	3.632	5.301	6.029
1.25	1.125	2.720	3.970	9.999
1.50	1.375	6.048	8.827	18.827
1.75	1.625	9.313	13.593	32.419
2.00	1.875	12.946	18.895	51.314
2.25	2.125	12.928	18.869	70.183
2.50	2.375	10.913	15.928	86.111
2.75	2.625	6.987	10.198	96.309
3.00	2.875	2.059	3.005	99.314
3.25	3.125	0.361	0.527	99.841
3.50	3.375	0.069	0.101	99.942
3.75	3.625	0.031	0.045	99.987
4.00	3.875	0.009	0.013	100.000
5.00	4.500	0.000	0.000	100.000

Statistical Results			
Mean:	1.9469	phi	(0.2594 mm)
Standard Dev:	0.5188	phi-units	(0.6979 mm)
Skewness:	-0.3297	dimensionless	
Kurtosis:	2.7859	dimensionless	
5th Moment:	-2.0748	dimensionless	
6th Moment:	12.3033	dimensionless	
RARD *	0.2665	dimensionless	
Median	1.8576	phi	(0.2759 mm)

* RARD = reciprocal absolute relative dispersion (see below)

Statistical Explanation	
Calculations based on the Method of Moments	
Skewness: 3rd Stand. Moment; Exact Gaussian = 0.0	
Kurtosis: 4th Stand. Moment; Exact Gaussian = 3.0	
For Further Explanation, See Calculation Sheets	
Millimeter data calculated by $mm = 2^{(-phi)}$	

Reciprocal Absolute Relative Dispersion (RARD) Scale	
< 0.5	Excellent homogeneity (e.g., beaches)
0.5 to 1.0	Good homogeneity
1.0 to 1.33	Fair homogeneity
> 1.33	Poor homogeneity (e.g., glacial)

