

Onshore Grab Sample

Sample: VO-03-BB
Sample Taken By: J. Ladner
Sample Collected On: 12/3/03
Splits? N/A

County: Volusia
Latitude: 29° 23' 33.24"
Longitude: 81° 05' 11.64"
Datum: NAD 83
Surf. Elev: N/A
Datum: N/A

Fine Data Summary

Total Sample Weight 51.161 grams
Total Fines in Sample 0.116 grams
Total Percent Fines 0.23 %

Dry Sieving Summary

Total Sample Weight 50.812 grams
Total Digested Weight 38.534 grams
Total Carbonate Weight 12.278 grams
Total Silica % 75.84 %
Total Carbonate % 24.16 %
Carbonate/Silica Ratio 0.319

General Comments:

None

Description

Worked By: M. Lachance

Pre-Digestion Grain Size Distribution

Onshore Grab Sample

Sample: VO-03-BB

Total Sample Mass: 50.812 grams

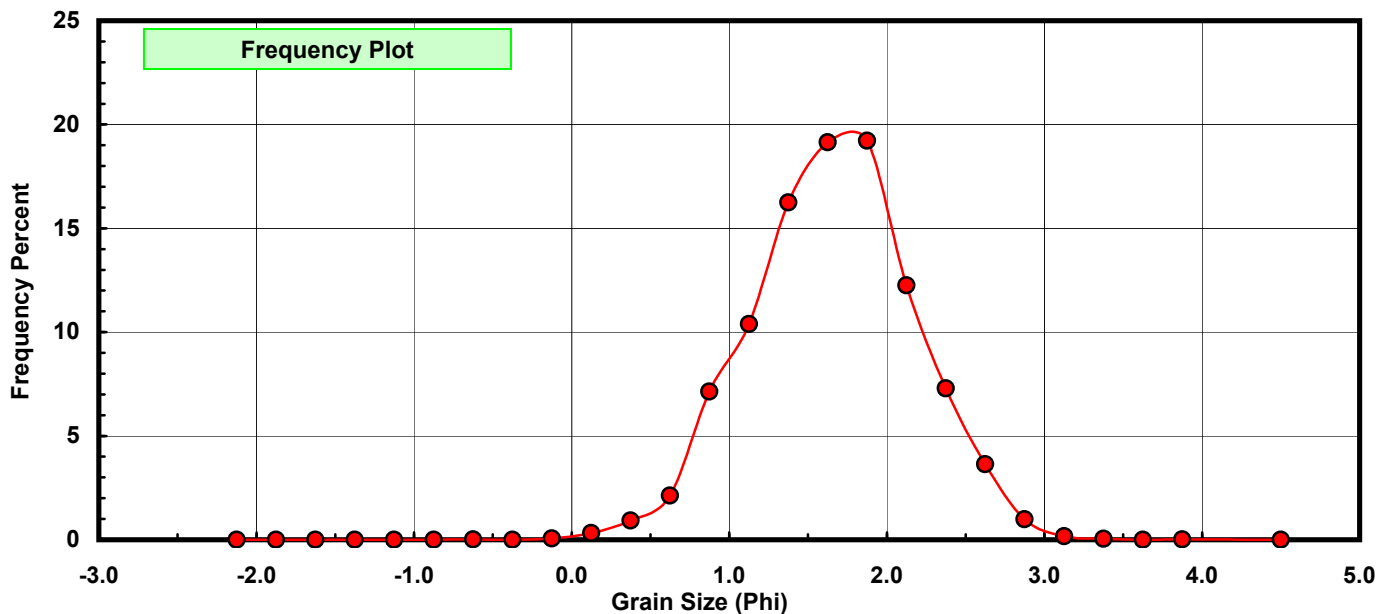
Sieve Size (phi)	Sieve Midpt (phi)	Weight (grams)	Freq Weight %	Cumulative Weight %
-2.00	-2.125	0.000	0.000	0.000
-1.75	-1.875	0.000	0.000	0.000
-1.50	-1.625	0.000	0.000	0.000
-1.25	-1.375	0.000	0.000	0.000
-1.00	-1.125	0.000	0.000	0.000
-0.75	-0.875	0.000	0.000	0.000
-0.50	-0.625	0.006	0.012	0.012
-0.25	-0.375	0.001	0.002	0.014
0.00	-0.125	0.032	0.063	0.077
0.25	0.125	0.162	0.319	0.396
0.50	0.375	0.469	0.923	1.319
0.75	0.625	1.080	2.125	3.444
1.00	0.875	3.624	7.132	10.576
1.25	1.125	5.281	10.393	20.969
1.50	1.375	8.258	16.252	37.222
1.75	1.625	9.730	19.149	56.371
2.00	1.875	9.769	19.226	75.596
2.25	2.125	6.227	12.255	87.851
2.50	2.375	3.707	7.296	95.147
2.75	2.625	1.845	3.631	98.778
3.00	2.875	0.503	0.990	99.768
3.25	3.125	0.084	0.165	99.933
3.50	3.375	0.025	0.049	99.982
3.75	3.625	0.002	0.004	99.986
4.00	3.875	0.006	0.012	99.998
5.00	4.500	0.001	0.002	100.000

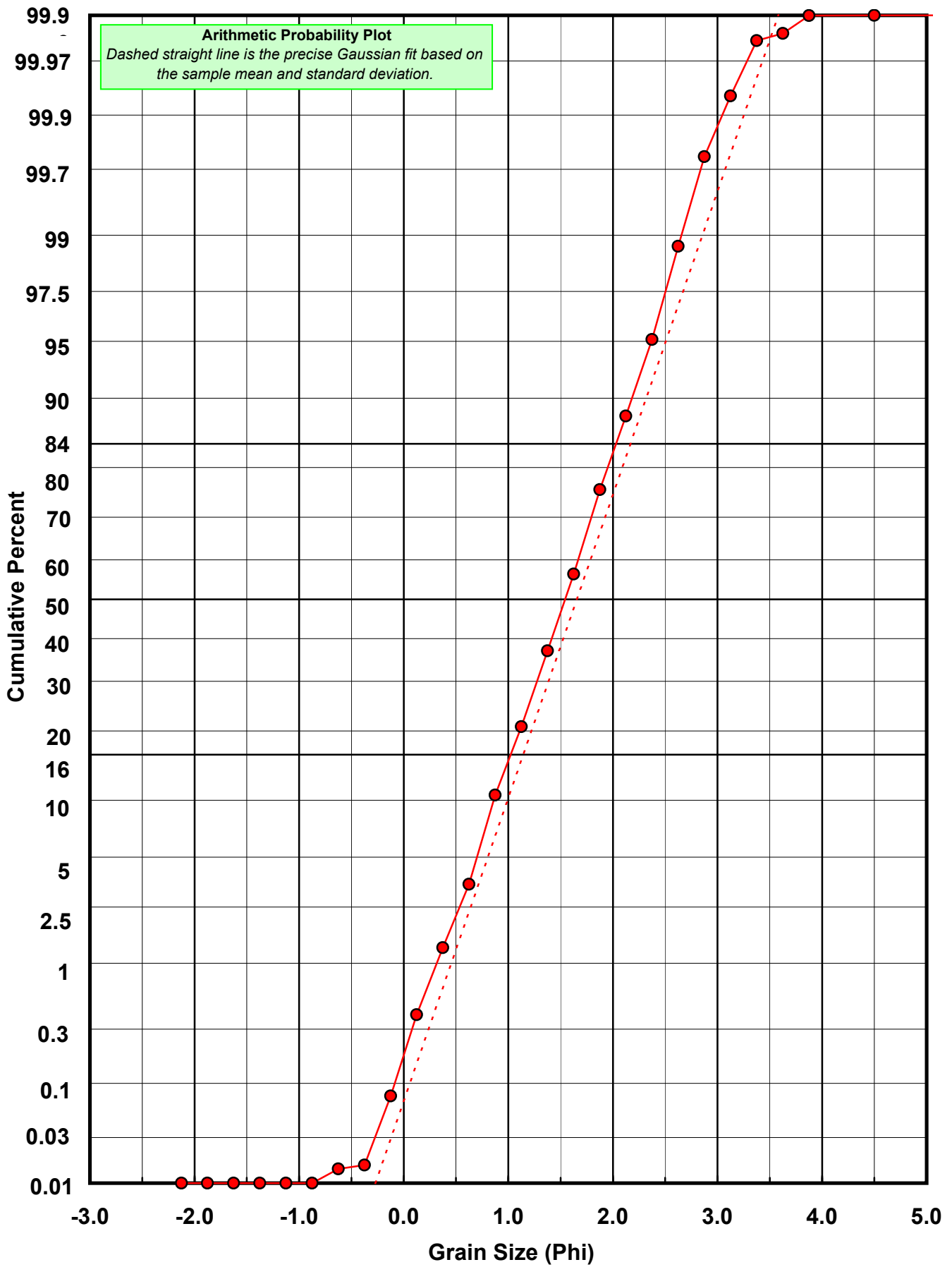
Statistical Results			
Mean:	1.6564	phi	(0.3172 mm)
Standard Dev:	0.5173	phi-units	(0.6987 mm)
Skewness:	-0.0752	dimensionless	
Kurtosis:	2.9707	dimensionless	
5th Moment:	-0.6626	dimensionless	
6th Moment:	15.6592	dimensionless	
RARD *	0.3123	dimensionless	
Median	1.5418	phi	(0.3434 mm)

* RARD = reciprocal absolute relative dispersion (see below)

Statistical Explanation
Calculations based on the Method of Moments
Skewness: 3rd Stand. Moment; Exact Gaussian = 0.0
Kurtosis: 4th Stand. Moment; Exact Gaussian = 3.0
For Further Explanation, See Calculation Sheets
Millimeter data calculated by $mm = 2^{(-phi)}$

Reciprocal Absolute Relative Dispersion (RARD) Scale	
< 0.5	Excellent homogeneity (e.g., beaches)
0.5 to 1.0	Good homogeneity
1.0 to 1.33	Fair homogeneity
> 1.33	Poor homogeneity (e.g., glacial)





Carbonate Grain Size Distribution

Onshore Grab Sample

Sample: VO-03-BB

Total Carbonate Mass: 12.306 grams

% Carbonate: 24.2 %

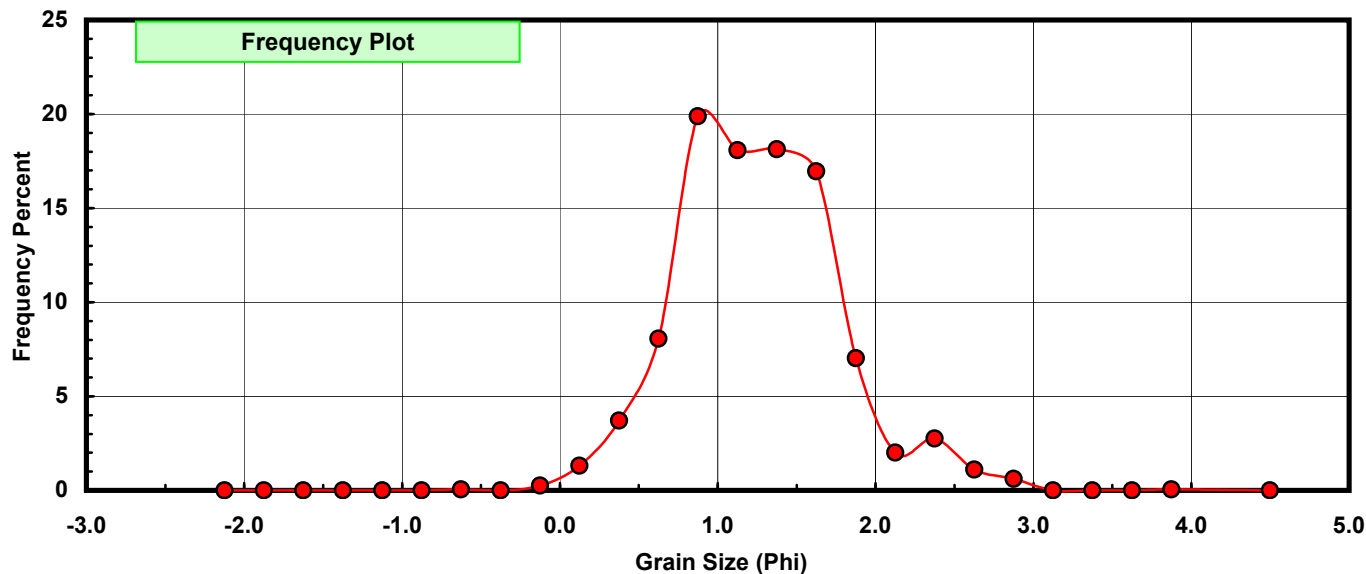
Sieve Size (phi)	Sieve Midpt (phi)	Weight (grams)	Freq Weight %	Cumulative Weight %
-2.00	-2.125	0.000	0.000	0.000
-1.75	-1.875	0.000	0.000	0.000
-1.50	-1.625	0.000	0.000	0.000
-1.25	-1.375	0.000	0.000	0.000
-1.00	-1.125	0.000	0.000	0.000
-0.75	-0.875	0.000	0.000	0.000
-0.50	-0.625	0.006	0.049	0.049
-0.25	-0.375	0.001	0.008	0.057
0.00	-0.125	0.032	0.260	0.317
0.25	0.125	0.162	1.316	1.633
0.50	0.375	0.456	3.706	5.339
0.75	0.625	0.992	8.061	13.400
1.00	0.875	2.446	19.876	33.276
1.25	1.125	2.225	18.081	51.357
1.50	1.375	2.232	18.137	69.495
1.75	1.625	2.087	16.959	86.454
2.00	1.875	0.865	7.029	93.483
2.25	2.125	0.247	2.007	95.490
2.50	2.375	0.338	2.747	98.237
2.75	2.625	0.136	1.105	99.342
3.00	2.875	0.075	0.609	99.951
3.25	3.125	0.000	0.000	99.951
3.50	3.375	0.000	0.000	99.951
3.75	3.625	0.000	0.000	99.951
4.00	3.875	0.006	0.049	100.000
5.00	4.500	0.000	0.000	100.000

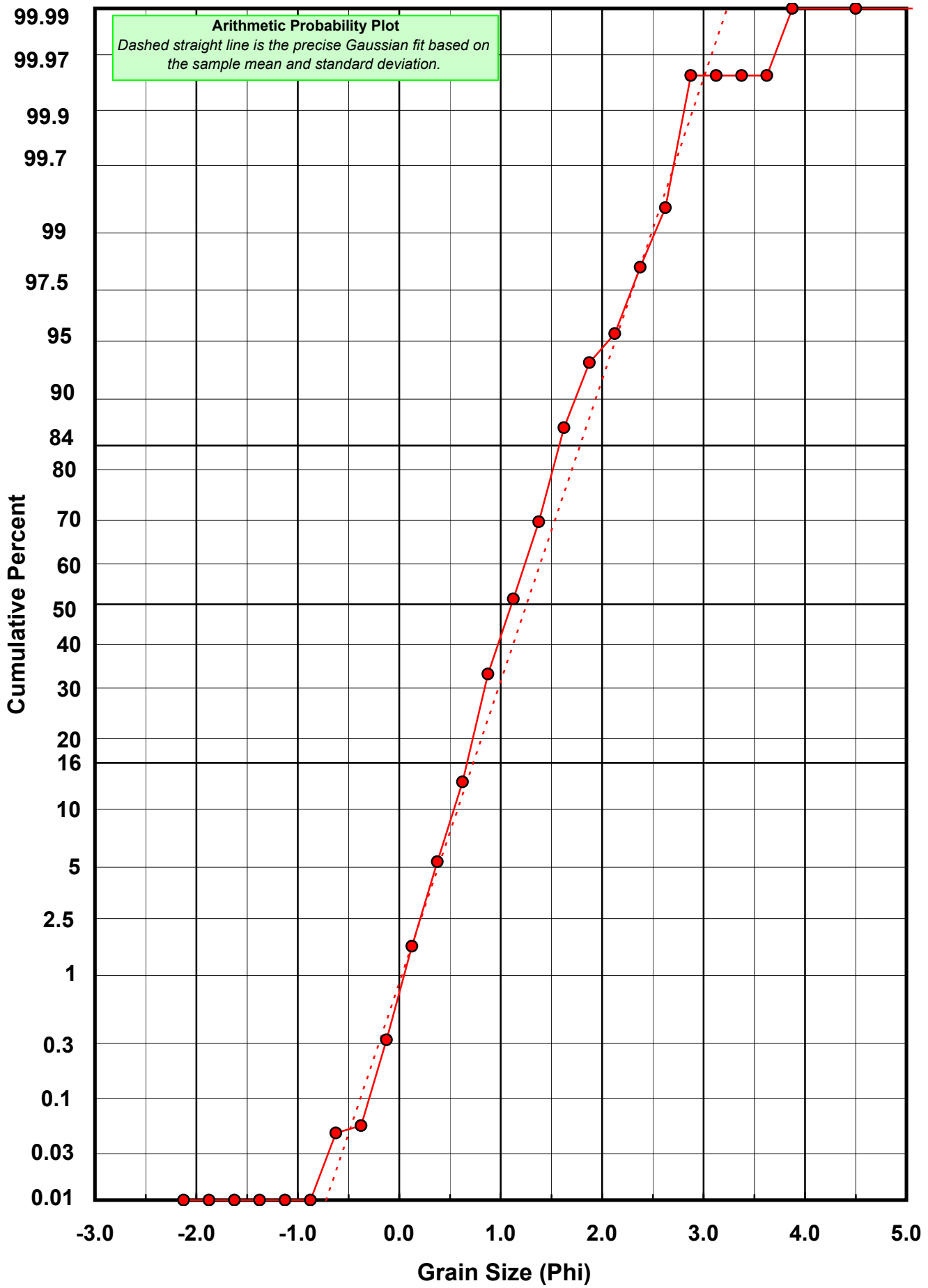
Statistical Results			
Mean:	1.2557	phi	(0.4188 mm)
Standard Dev:	0.5307	phi-units	(0.6922 mm)
Skewness:	0.3926	dimensionless	
Kurtosis:	3.4139	dimensionless	
5th Moment:	4.3434	dimensionless	
6th Moment:	24.3138	dimensionless	
RARD *	0.4226	dimensionless	
Median	1.1062	phi	(0.4645 mm)

* RARD = reciprocal absolute relative dispersion (see below)

Statistical Explanation	
Calculations based on the Method of Moments	
Skewness: 3rd Stand. Moment; Exact Gaussian = 0.0	
Kurtosis: 4th Stand. Moment; Exact Gaussian = 3.0	
For Further Explanation, See Calculation Sheets	
Millimeter data calculated by $mm = 2^{(-phi)}$	

Reciprocal Absolute Relative Dispersion (RARD) Scale	
< 0.5	Excellent homogeneity (e.g., beaches)
0.5 to 1.0	Good homogeneity
1.0 to 1.33	Fair homogeneity
> 1.33	Poor homogeneity (e.g., glacial)





Post-Digestion Grain Size Distribution

Onshore Grab Sample

Sample: VO-03-BB

Total Digested Mass: 38.534 grams

% Silica: 75.8 %

Sieve Size (phi)	Sieve Midpt (phi)	Weight (grams)	Freq Weight %	Cumulative Weight %
-2.00	-2.125	0.000	0.000	0.000
-1.75	-1.875	0.000	0.000	0.000
-1.50	-1.625	0.000	0.000	0.000
-1.25	-1.375	0.000	0.000	0.000
-1.00	-1.125	0.000	0.000	0.000
-0.75	-0.875	0.000	0.000	0.000
-0.50	-0.625	0.000	0.000	0.000
-0.25	-0.375	0.000	0.000	0.000
0.00	-0.125	0.000	0.000	0.000
0.25	0.125	0.000	0.000	0.000
0.50	0.375	0.013	0.034	0.034
0.75	0.625	0.088	0.228	0.262
1.00	0.875	1.178	3.057	3.319
1.25	1.125	3.056	7.931	11.250
1.50	1.375	6.026	15.638	26.888
1.75	1.625	7.643	19.834	46.722
2.00	1.875	8.904	23.107	69.829
2.25	2.125	5.980	15.519	85.348
2.50	2.375	3.369	8.743	94.091
2.75	2.625	1.709	4.435	98.526
3.00	2.875	0.428	1.111	99.637
3.25	3.125	0.095	0.247	99.883
3.50	3.375	0.034	0.088	99.971
3.75	3.625	0.011	0.029	100.000
4.00	3.875	0.000	0.000	100.000
5.00	4.500	0.000	0.000	100.000

Statistical Results			
Mean:	1.7856	phi	(0.2901 mm)
Standard Dev:	0.4501	phi-units	(0.732 mm)
Skewness:	0.1560	dimensionless	
Kurtosis:	2.8341	dimensionless	
5th Moment:	1.6882	dimensionless	
6th Moment:	13.6454	dimensionless	
RARD *	0.2521	dimensionless	
Median	1.6605	phi	(0.3163 mm)

* RARD = reciprocal absolute relative dispersion (see below)

Statistical Explanation	
Calculations based on the Method of Moments	
Skewness: 3rd Stand. Moment; Exact Gaussian = 0.0	
Kurtosis: 4th Stand. Moment; Exact Gaussian = 3.0	
For Further Explanation, See Calculation Sheets	
Millimeter data calculated by $mm = 2^{(-phi)}$	

Reciprocal Absolute Relative Dispersion (RARD) Scale	
< 0.5	Excellent homogeneity (e.g., beaches)
0.5 to 1.0	Good homogeneity
1.0 to 1.33	Fair homogeneity
> 1.33	Poor homogeneity (e.g., glacial)

