

Onshore Grab Sample

Sample: VO-02-SS
Sample Taken By: J. Ladner
Sample Collected On: 12/3/03
Splits? N/A

County: Volusia
Latitude: 29° 24' 17.82"
Longitude: 81° 05' 31.62"
Datum: NAD 83
Surf. Elev: N/A
Datum: N/A

Fine Data Summary

Total Sample Weight 94.334 grams
Total Fines in Sample 0.663 grams
Total Percent Fines 0.70 %

Dry Sieving Summary

Total Sample Weight 93.681 grams
Total Digested Weight 55.930 grams
Total Carbonate Weight 37.751 grams
Total Silica % 59.70 %
Total Carbonate % 40.30 %
Carbonate/Silica Ratio 0.675

General Comments:

None

Description

Worked By: M. Lachance

Pre-Digestion Grain Size Distribution

Onshore Grab Sample

Sample: VO-02-SS

Total Sample Mass: 93.681 grams

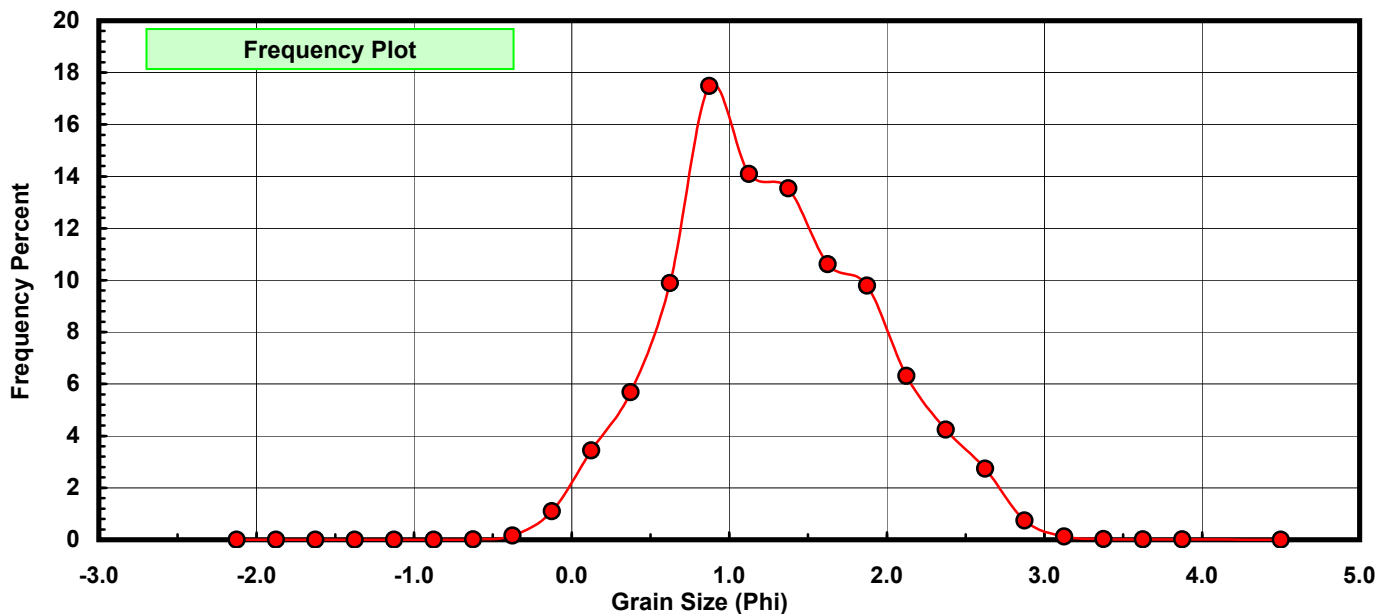
Sieve Size (phi)	Sieve Midpt (phi)	Weight (grams)	Freq Weight %	Cumulative Weight %
-2.00	-2.125	0.000	0.000	0.000
-1.75	-1.875	0.000	0.000	0.000
-1.50	-1.625	0.000	0.000	0.000
-1.25	-1.375	0.000	0.000	0.000
-1.00	-1.125	0.000	0.000	0.000
-0.75	-0.875	0.000	0.000	0.000
-0.50	-0.625	0.017	0.018	0.018
-0.25	-0.375	0.145	0.155	0.173
0.00	-0.125	1.023	1.092	1.265
0.25	0.125	3.221	3.438	4.703
0.50	0.375	5.327	5.686	10.390
0.75	0.625	9.267	9.892	20.282
1.00	0.875	16.374	17.478	37.760
1.25	1.125	13.208	14.099	51.859
1.50	1.375	12.683	13.538	65.397
1.75	1.625	9.942	10.613	76.010
2.00	1.875	9.167	9.785	85.795
2.25	2.125	5.916	6.315	92.110
2.50	2.375	3.974	4.242	96.353
2.75	2.625	2.561	2.734	99.086
3.00	2.875	0.696	0.743	99.829
3.25	3.125	0.121	0.129	99.958
3.50	3.375	0.022	0.023	99.982
3.75	3.625	0.007	0.007	99.989
4.00	3.875	0.006	0.006	99.996
5.00	4.500	0.004	0.004	100.000

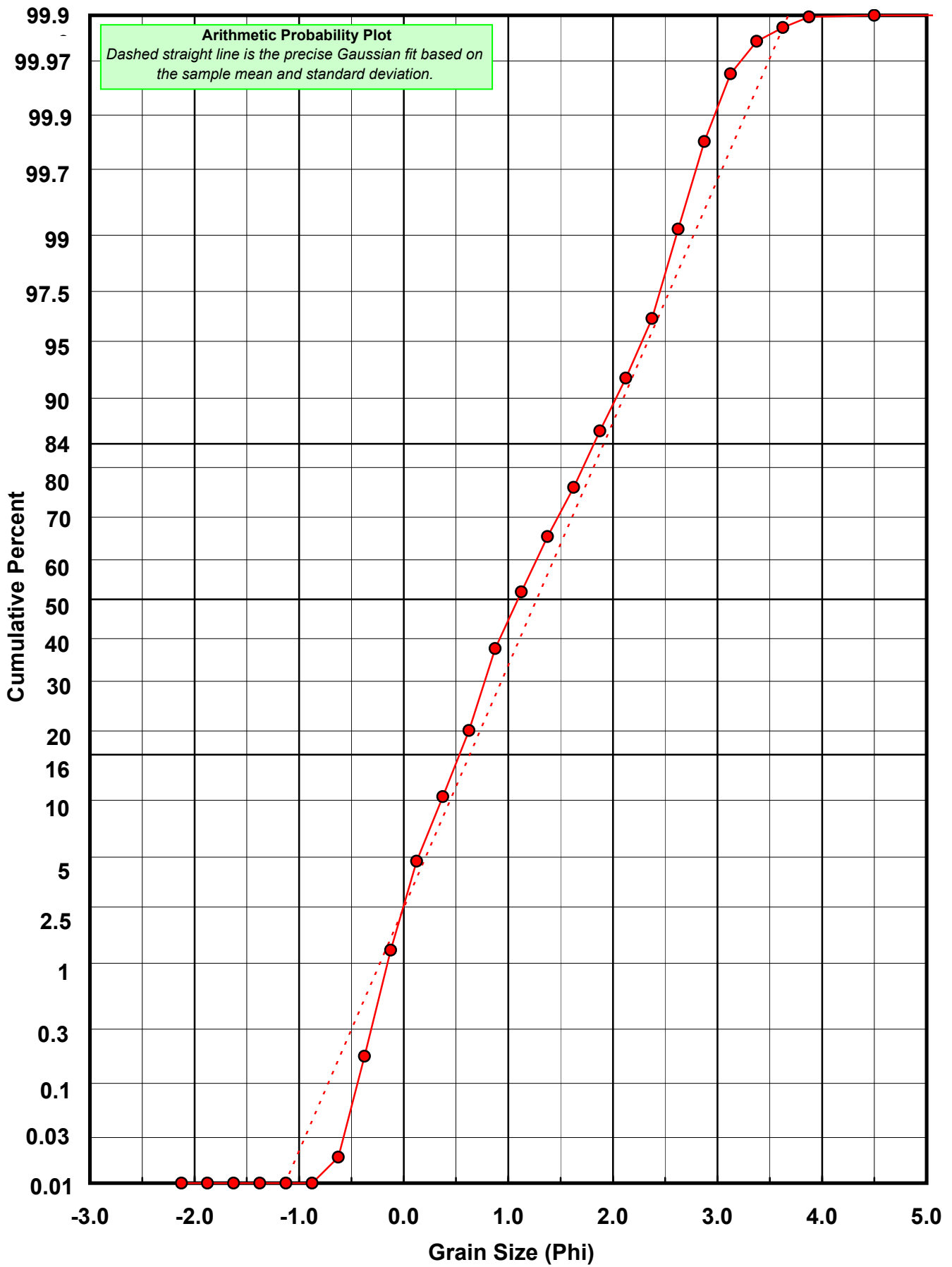
Statistical Results			
Mean:	1.2726	phi	(0.4139 mm)
Standard Dev:	0.6460	phi-units	(0.6391 mm)
Skewness:	0.2431	dimensionless	
Kurtosis:	2.6375	dimensionless	
5th Moment:	1.5963	dimensionless	
6th Moment:	10.9686	dimensionless	
RARD *	0.5076	dimensionless	
Median	1.0920	phi	(0.4691 mm)

* RARD = reciprocal absolute relative dispersion (see below)

Statistical Explanation	
Calculations based on the Method of Moments	
Skewness: 3rd Stand. Moment; Exact Gaussian = 0.0	
Kurtosis: 4th Stand. Moment; Exact Gaussian = 3.0	
For Further Explanation, See Calculation Sheets	
Millimeter data calculated by $mm = 2^{(-\phi)}$	

Reciprocal Absolute Relative Dispersion (RARD) Scale	
< 0.5	Excellent homogeneity (e.g., beaches)
0.5 to 1.0	Good homogeneity
1.0 to 1.33	Fair homogeneity
> 1.33	Poor homogeneity (e.g., glacial)





Carbonate Grain Size Distribution

Onshore Grab Sample

Sample: VO-02-SS

Total Carbonate Mass: 37.753 grams

% Carbonate: 40.3 %

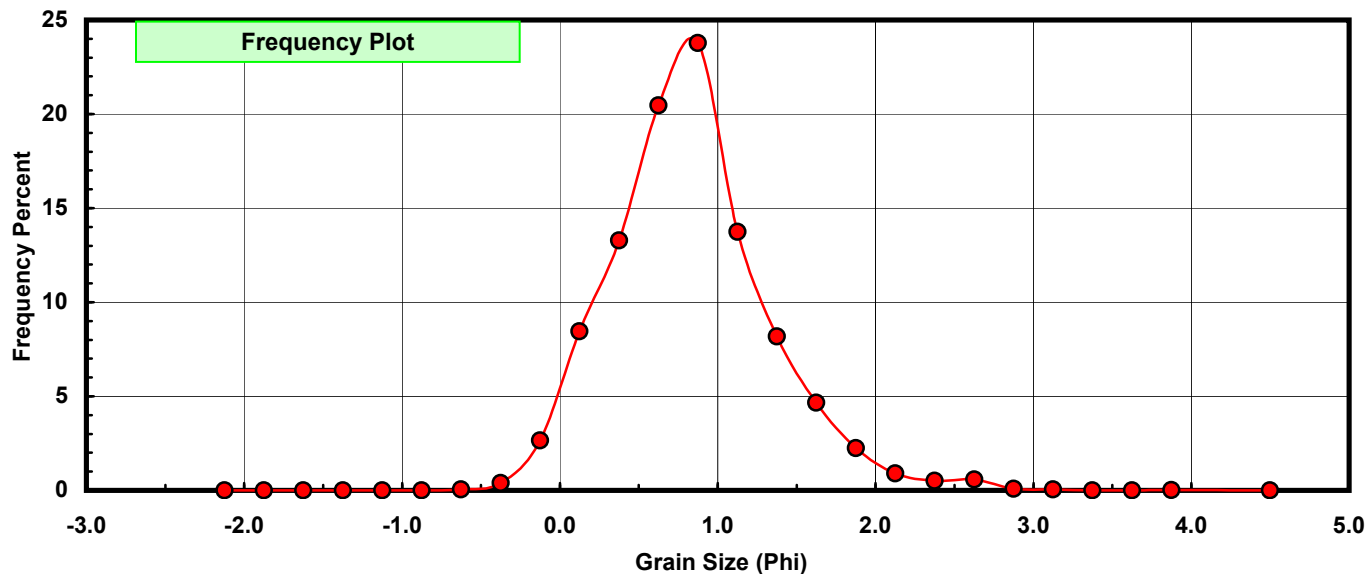
Sieve Size (phi)	Sieve Midpt (phi)	Weight (grams)	Freq Weight %	Cumulative Weight %
-2.00	-2.125	0.000	0.000	0.000
-1.75	-1.875	0.000	0.000	0.000
-1.50	-1.625	0.000	0.000	0.000
-1.25	-1.375	0.000	0.000	0.000
-1.00	-1.125	0.000	0.000	0.000
-0.75	-0.875	0.000	0.000	0.000
-0.50	-0.625	0.017	0.045	0.045
-0.25	-0.375	0.145	0.384	0.429
0.00	-0.125	1.001	2.651	3.081
0.25	0.125	3.188	8.444	11.525
0.50	0.375	5.017	13.289	24.814
0.75	0.625	7.727	20.467	45.281
1.00	0.875	8.974	23.770	69.051
1.25	1.125	5.189	13.745	82.796
1.50	1.375	3.086	8.174	90.970
1.75	1.625	1.757	4.654	95.624
2.00	1.875	0.846	2.241	97.865
2.25	2.125	0.342	0.906	98.771
2.50	2.375	0.191	0.506	99.277
2.75	2.625	0.216	0.572	99.849
3.00	2.875	0.032	0.085	99.934
3.25	3.125	0.017	0.045	99.979
3.50	3.375	0.002	0.005	99.984
3.75	3.625	0.001	0.003	99.987
4.00	3.875	0.005	0.013	100.000
5.00	4.500	0.000	0.000	100.000

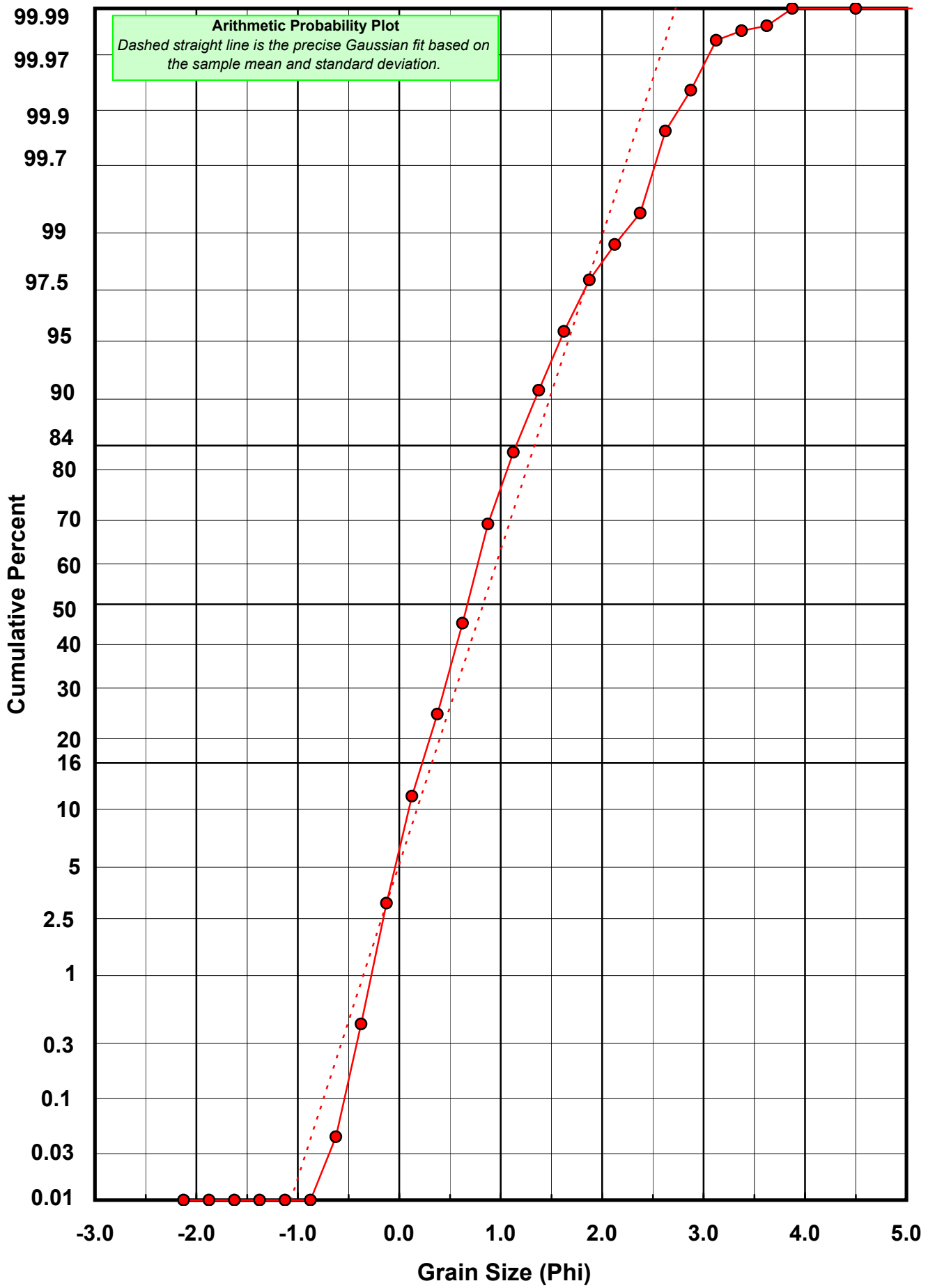
Statistical Results			
Mean:	0.8268	phi	(0.5638 mm)
Standard Dev:	0.5096	phi-units	(0.7024 mm)
Skewness:	0.6394	dimensionless	
Kurtosis:	4.1120	dimensionless	
5th Moment:	8.6112	dimensionless	
6th Moment:	38.6965	dimensionless	
RARD *	0.6163	dimensionless	
Median	0.6746	phi	(0.6265 mm)

* RARD = reciprocal absolute relative dispersion (see below)

Statistical Explanation	
Calculations based on the Method of Moments	
Skewness: 3rd Stand. Moment; Exact Gaussian = 0.0	
Kurtosis: 4th Stand. Moment; Exact Gaussian = 3.0	
For Further Explanation, See Calculation Sheets	
Millimeter data calculated by $mm = 2^{(-phi)}$	

Reciprocal Absolute Relative Dispersion (RARD) Scale	
< 0.5	Excellent homogeneity (e.g., beaches)
0.5 to 1.0	Good homogeneity
1.0 to 1.33	Fair homogeneity
> 1.33	Poor homogeneity (e.g., glacial)





Post-Digestion Grain Size Distribution

Onshore Grab Sample

Sample: VO-02-SS

Total Digested Mass: 55.924 grams

% Silica: 59.7 %

Sieve Size (phi)	Sieve Midpt (phi)	Weight (grams)	Freq Weight %	Cumulative Weight %
-2.00	-2.125	0.000	0.000	0.000
-1.75	-1.875	0.000	0.000	0.000
-1.50	-1.625	0.000	0.000	0.000
-1.25	-1.375	0.000	0.000	0.000
-1.00	-1.125	0.000	0.000	0.000
-0.75	-0.875	0.000	0.000	0.000
-0.50	-0.625	0.000	0.000	0.000
-0.25	-0.375	0.000	0.000	0.000
0.00	-0.125	0.022	0.039	0.039
0.25	0.125	0.033	0.059	0.098
0.50	0.375	0.310	0.554	0.653
0.75	0.625	1.540	2.754	3.406
1.00	0.875	7.400	13.232	16.639
1.25	1.125	8.019	14.339	30.978
1.50	1.375	9.597	17.161	48.139
1.75	1.625	8.185	14.636	62.774
2.00	1.875	8.321	14.879	77.654
2.25	2.125	5.574	9.967	87.621
2.50	2.375	3.783	6.765	94.385
2.75	2.625	2.345	4.193	98.578
3.00	2.875	0.664	1.187	99.766
3.25	3.125	0.104	0.186	99.952
3.50	3.375	0.020	0.036	99.987
3.75	3.625	0.006	0.011	99.998
4.00	3.875	0.001	0.002	100.000
5.00	4.500	0.000	0.000	100.000

Statistical Results			
Mean:	1.5733	phi	(0.336 mm)
Standard Dev:	0.5486	phi-units	(0.6837 mm)
Skewness:	0.2760	dimensionless	
Kurtosis:	2.4481	dimensionless	
5th Moment:	1.7613	dimensionless	
6th Moment:	9.4112	dimensionless	
RARD *	0.3487	dimensionless	
Median	1.4068	phi	(0.3771 mm)

* RARD = reciprocal absolute relative dispersion (see below)

Statistical Explanation	
Calculations based on the Method of Moments	
Skewness: 3rd Stand. Moment; Exact Gaussian = 0.0	
Kurtosis: 4th Stand. Moment; Exact Gaussian = 3.0	
For Further Explanation, See Calculation Sheets	
Millimeter data calculated by $mm = 2^{(-phi)}$	

Reciprocal Absolute Relative Dispersion (RARD) Scale	
< 0.5	Excellent homogeneity (e.g., beaches)
0.5 to 1.0	Good homogeneity
1.0 to 1.33	Fair homogeneity
> 1.33	Poor homogeneity (e.g., glacial)

