

**Onshore Grab Sample**

**Sample:** VO-01-BB  
**Sample Taken By:** J. Ladner  
**Sample Collected On:** 12/3/03  
**Splits?** Yes: 1

**County:** Volusia  
**Latitude:** 29° 25' 2.28"  
**Longitude:** 81° 05' 52.56"  
**Datum:** NAD 83  
**Surf. Elev:** N/A  
**Datum:** N/A

**Fine Data Summary**

Total Sample Weight 57.408 grams  
Total Fines in Sample 0.209 grams  
Total Percent Fines 0.36 %

**Dry Sieving Summary**

Total Sample Weight 57.198 grams  
Total Digested Weight 37.631 grams  
Total Carbonate Weight 19.567 grams  
Total Silica % 65.79 %  
Total Carbonate % 34.21 %  
Carbonate/Silica Ratio 0.520

**General Comments:**

Original Weight (with Beaker): 276.546

**Description**

Worked By: M. Lachance

# Pre-Digestion Grain Size Distribution

Onshore Grab Sample

Sample: VO-01-BB

Total Sample Mass: 57.198 grams

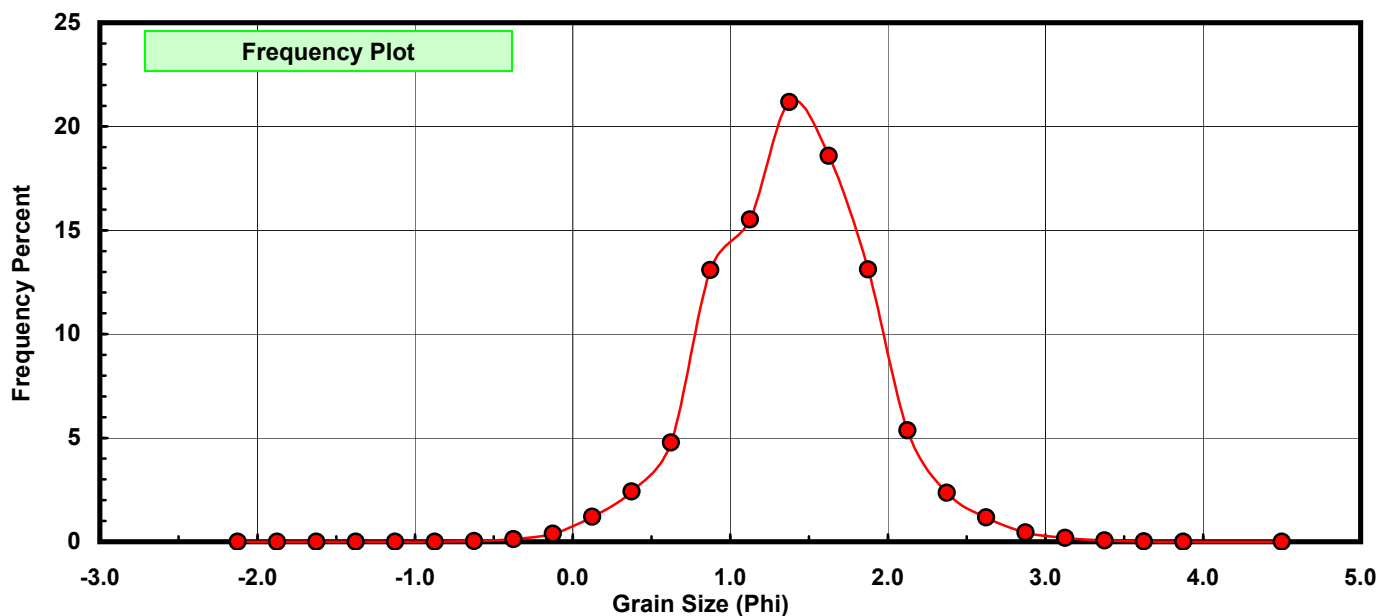
Sieve Size (phi)	Sieve Midpt (phi)	Weight (grams)	Freq Weight %	Cumulative Weight %
-2.00	-2.125	0.000	0.000	0.000
-1.75	-1.875	0.000	0.000	0.000
-1.50	-1.625	0.000	0.000	0.000
-1.25	-1.375	0.000	0.000	0.000
-1.00	-1.125	0.000	0.000	0.000
-0.75	-0.875	0.000	0.000	0.000
-0.50	-0.625	0.019	0.033	0.033
-0.25	-0.375	0.072	0.126	0.159
0.00	-0.125	0.224	0.392	0.551
0.25	0.125	0.685	1.198	1.748
0.50	0.375	1.383	2.418	4.166
0.75	0.625	2.730	4.773	8.939
1.00	0.875	7.483	13.083	22.022
1.25	1.125	8.876	15.518	37.540
1.50	1.375	12.111	21.174	58.714
1.75	1.625	10.632	18.588	77.302
2.00	1.875	7.498	13.109	90.411
2.25	2.125	3.067	5.362	95.773
2.50	2.375	1.346	2.353	98.126
2.75	2.625	0.667	1.166	99.292
3.00	2.875	0.254	0.444	99.736
3.25	3.125	0.103	0.180	99.916
3.50	3.375	0.034	0.059	99.976
3.75	3.625	0.011	0.019	99.995
4.00	3.875	0.002	0.003	99.998
5.00	4.500	0.001	0.002	100.000

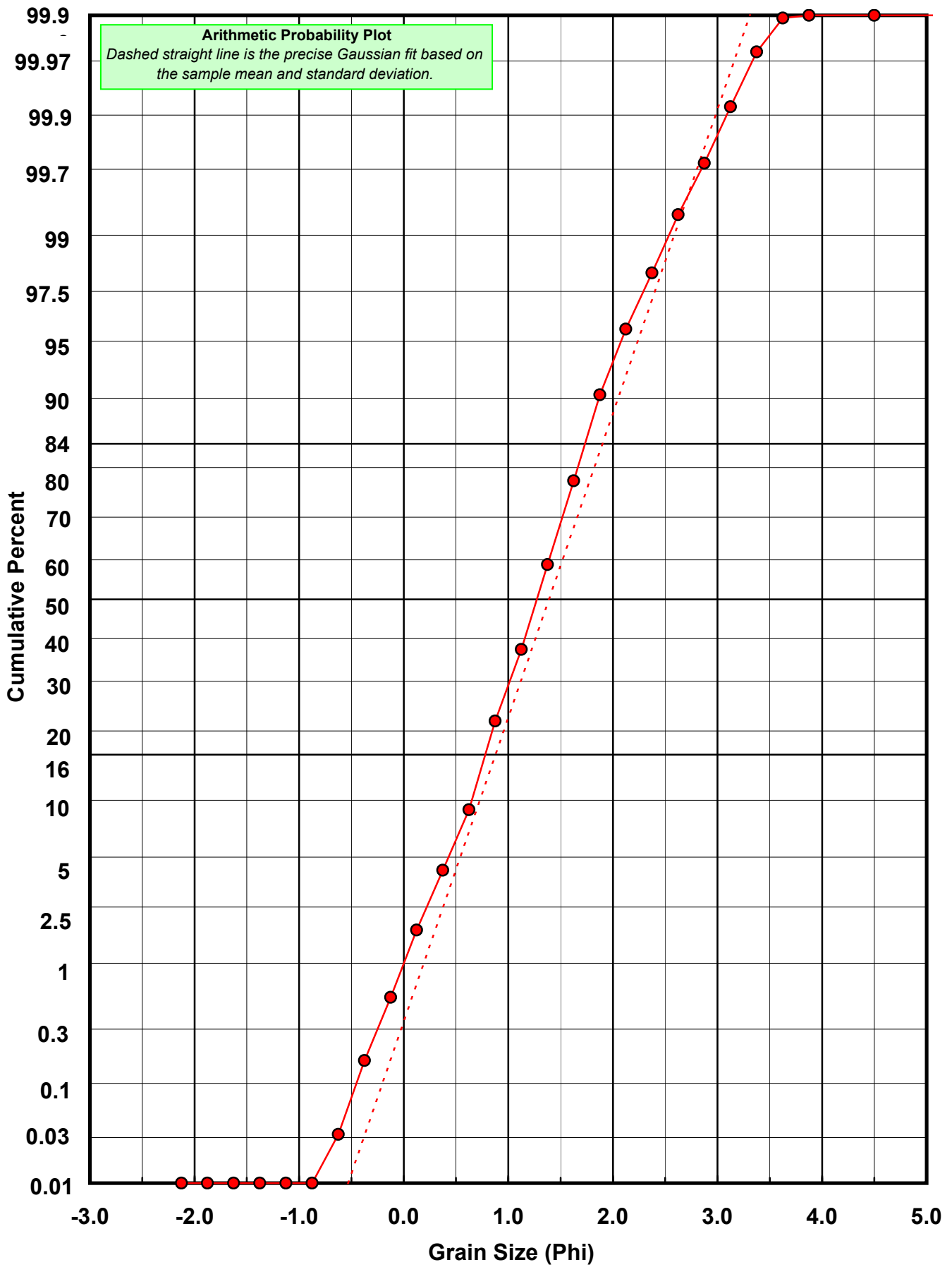
Statistical Results			
Mean:	1.3890	phi	(0.3818 mm)
Standard Dev:	0.5159	phi-units	(0.6994 mm)
Skewness:	0.0058	dimensionless	
Kurtosis:	3.5724	dimensionless	
5th Moment:	0.6511	dimensionless	
6th Moment:	24.2694	dimensionless	
RARD *	0.3714	dimensionless	
Median	1.2721	phi	(0.4141 mm)

\* RARD = reciprocal absolute relative dispersion (see below)

Statistical Explanation
Calculations based on the Method of Moments
Skewness: 3rd Stand. Moment; Exact Gaussian = 0.0
Kurtosis: 4th Stand. Moment; Exact Gaussian = 3.0
For Further Explanation, See Calculation Sheets
Millimeter data calculated by $mm = 2^{(-phi)}$

Reciprocal Absolute Relative Dispersion (RARD) Scale	
< 0.5	Excellent homogeneity (e.g., beaches)
0.5 to 1.0	Good homogeneity
1.0 to 1.33	Fair homogeneity
> 1.33	Poor homogeneity (e.g., glacial)





# Carbonate Grain Size Distribution

Onshore Grab Sample

Sample: VO-01-BB

Total Carbonate Mass: 19.567 grams

% Carbonate: 34.2 %

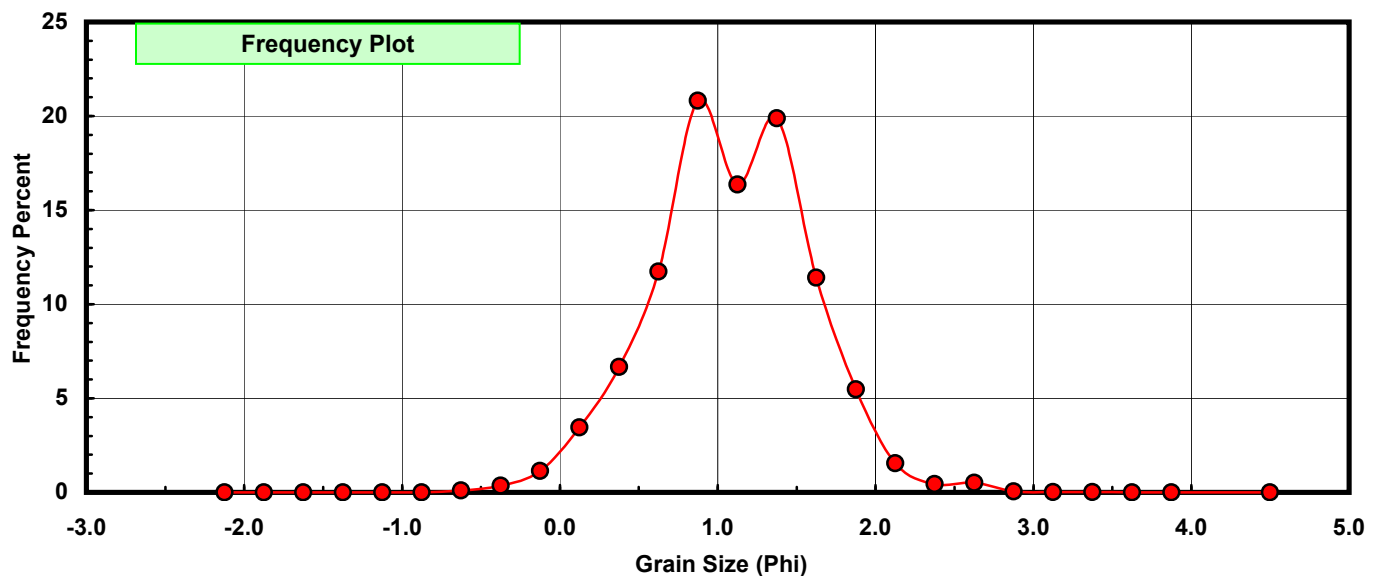
Sieve Size (phi)	Sieve Midpt (phi)	Weight (grams)	Freq Weight %	Cumulative Weight %
-2.00	-2.125	0.000	0.000	0.000
-1.75	-1.875	0.000	0.000	0.000
-1.50	-1.625	0.000	0.000	0.000
-1.25	-1.375	0.000	0.000	0.000
-1.00	-1.125	0.000	0.000	0.000
-0.75	-0.875	0.000	0.000	0.000
-0.50	-0.625	0.019	0.097	0.097
-0.25	-0.375	0.071	0.363	0.460
0.00	-0.125	0.223	1.140	1.600
0.25	0.125	0.677	3.460	5.060
0.50	0.375	1.306	6.675	11.734
0.75	0.625	2.297	11.739	23.473
1.00	0.875	4.074	20.821	44.294
1.25	1.125	3.202	16.364	60.658
1.50	1.375	3.891	19.886	80.544
1.75	1.625	2.234	11.417	91.961
2.00	1.875	1.070	5.468	97.429
2.25	2.125	0.302	1.543	98.973
2.50	2.375	0.087	0.445	99.417
2.75	2.625	0.099	0.506	99.923
3.00	2.875	0.009	0.046	99.969
3.25	3.125	0.002	0.010	99.980
3.50	3.375	0.002	0.010	99.990
3.75	3.625	0.001	0.005	99.995
4.00	3.875	0.001	0.005	100.000
5.00	4.500	0.000	0.000	100.000

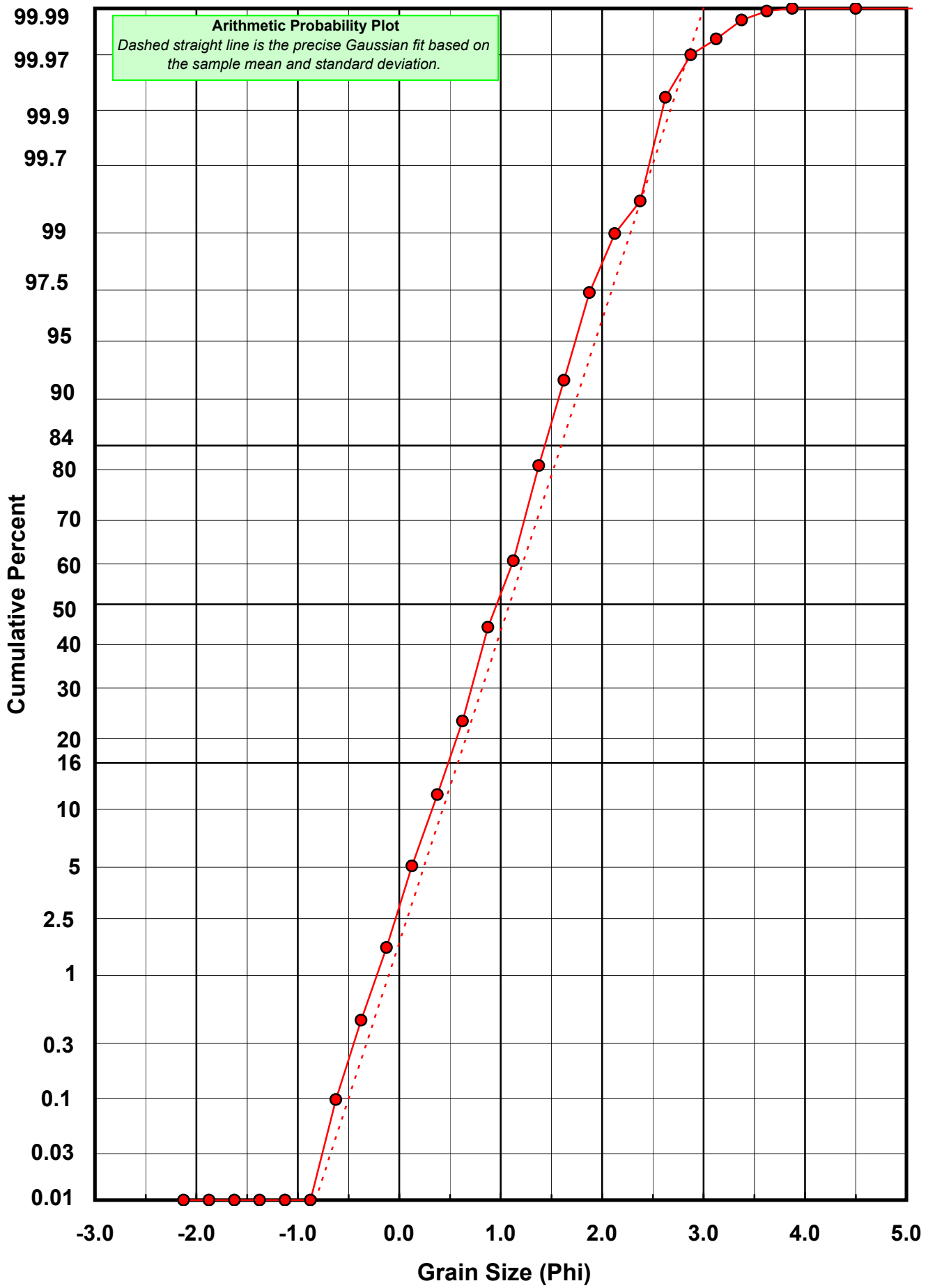
Statistical Results			
Mean:	1.0861	phi	(0.471 mm)
Standard Dev:	0.5138	phi-units	(0.7004 mm)
Skewness:	-0.0246	dimensionless	
Kurtosis:	3.1310	dimensionless	
5th Moment:	0.6410	dimensionless	
6th Moment:	18.9442	dimensionless	
RARD *	0.4730	dimensionless	
Median	0.9622	phi	(0.5133 mm)

\* RARD = reciprocal absolute relative dispersion (see below)

Statistical Explanation	
Calculations based on the Method of Moments	
Skewness: 3rd Stand. Moment; Exact Gaussian = 0.0	
Kurtosis: 4th Stand. Moment; Exact Gaussian = 3.0	
For Further Explanation, See Calculation Sheets	
Millimeter data calculated by $mm = 2^{(-phi)}$	

Reciprocal Absolute Relative Dispersion (RARD) Scale	
< 0.5	Excellent homogeneity (e.g., beaches)
0.5 to 1.0	Good homogeneity
1.0 to 1.33	Fair homogeneity
> 1.33	Poor homogeneity (e.g., glacial)





# Post-Digestion Grain Size Distribution

Onshore Grab Sample

Sample: VO-01-BB

Total Digested Mass: 37.630 grams

% Silica: 65.8 %

Sieve Size (phi)	Sieve Midpt (phi)	Weight (grams)	Freq Weight %	Cumulative Weight %
-2.00	-2.125	0.000	0.000	0.000
-1.75	-1.875	0.000	0.000	0.000
-1.50	-1.625	0.000	0.000	0.000
-1.25	-1.375	0.000	0.000	0.000
-1.00	-1.125	0.000	0.000	0.000
-0.75	-0.875	0.000	0.000	0.000
-0.50	-0.625	0.000	0.000	0.000
-0.25	-0.375	0.001	0.003	0.003
0.00	-0.125	0.001	0.003	0.005
0.25	0.125	0.008	0.021	0.027
0.50	0.375	0.077	0.205	0.231
0.75	0.625	0.433	1.151	1.382
1.00	0.875	3.409	9.059	10.441
1.25	1.125	5.674	15.078	25.520
1.50	1.375	8.220	21.844	47.364
1.75	1.625	8.398	22.317	69.681
2.00	1.875	6.428	17.082	86.763
2.25	2.125	2.765	7.348	94.111
2.50	2.375	1.259	3.346	97.457
2.75	2.625	0.568	1.509	98.966
3.00	2.875	0.245	0.651	99.617
3.25	3.125	0.101	0.268	99.886
3.50	3.375	0.032	0.085	99.971
3.75	3.625	0.010	0.027	99.997
4.00	3.875	0.001	0.003	100.000
5.00	4.500	0.000	0.000	100.000

Statistical Results			
Mean:	1.5464	phi	(0.3424 mm)
Standard Dev:	0.4470	phi-units	(0.7336 mm)
Skewness:	0.4496	dimensionless	
Kurtosis:	3.4891	dimensionless	
5th Moment:	5.4382	dimensionless	
6th Moment:	25.4411	dimensionless	
RARD *	0.2890	dimensionless	
Median	1.4045	phi	(0.3777 mm)

\* RARD = reciprocal absolute relative dispersion (see below)

Statistical Explanation	
Calculations based on the Method of Moments	
Skewness: 3rd Stand. Moment; Exact Gaussian = 0.0	
Kurtosis: 4th Stand. Moment; Exact Gaussian = 3.0	
For Further Explanation, See Calculation Sheets	
Millimeter data calculated by $mm = 2^{(-phi)}$	

Reciprocal Absolute Relative Dispersion (RARD) Scale	
< 0.5	Excellent homogeneity (e.g., beaches)
0.5 to 1.0	Good homogeneity
1.0 to 1.33	Fair homogeneity
> 1.33	Poor homogeneity (e.g., glacial)

