

Onshore Grab Sample

Sample: SJ-44-MB
Sample Taken By: J. Ladner
Sample Collected On: 12/2/03
Splits? N/A

County: St. Johns
Latitude: 29° 40' 19.4"
Longitude: 81° 12' 49.3"
Datum: WGS 84
Surf. Elev: N/A
Datum: N/A

Fine Data Summary

Total Sample Weight 54.255 grams
Total Fines in Sample 0.473 grams
Total Percent Fines 0.86 %

Dry Sieving Summary

Total Sample Weight 53.738 grams
Total Digested Weight 51.839 grams
Total Carbonate Weight 1.899 grams
Total Silica % 96.47 %
Total Carbonate % 3.53 %
Carbonate/Silica Ratio 0.037

General Comments:

None

Description

Worked By: M. Lachance

Pre-Digestion Grain Size Distribution

Onshore Grab Sample

Sample: SJ-44-MB

Total Sample Mass: 53.738 grams

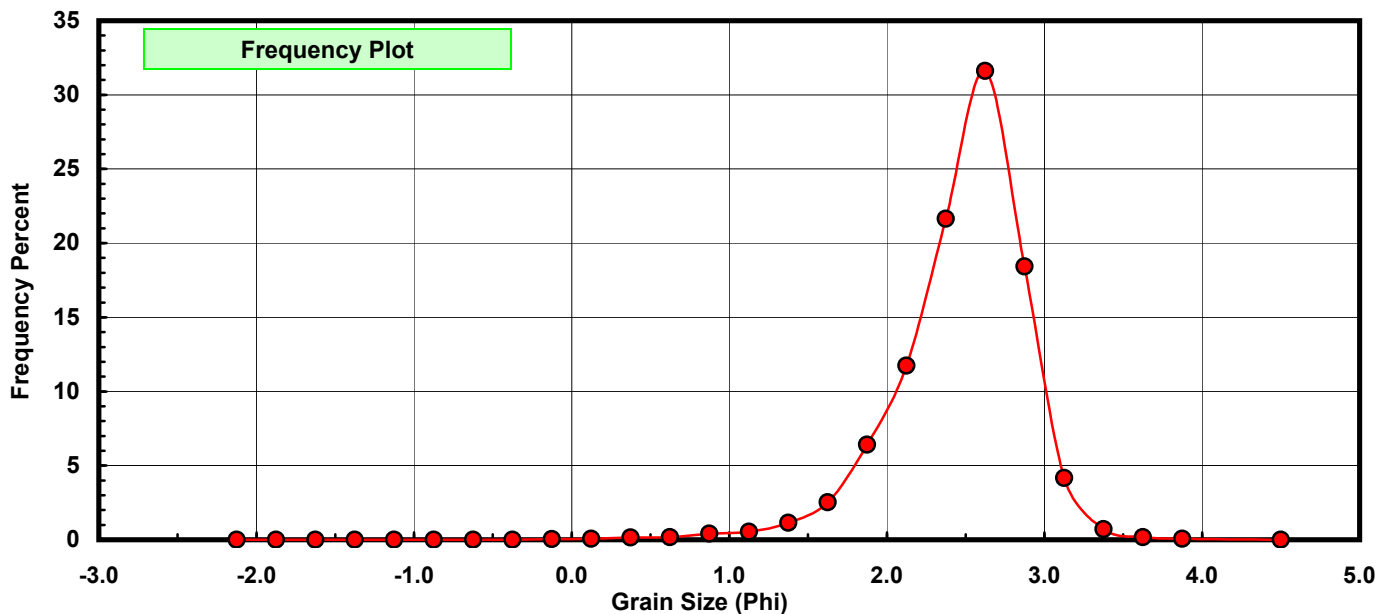
Sieve Size (phi)	Sieve Midpt (phi)	Weight (grams)	Freq Weight %	Cumulative Weight %
-2.00	-2.125	0.000	0.000	0.000
-1.75	-1.875	0.000	0.000	0.000
-1.50	-1.625	0.000	0.000	0.000
-1.25	-1.375	0.000	0.000	0.000
-1.00	-1.125	0.000	0.000	0.000
-0.75	-0.875	0.000	0.000	0.000
-0.50	-0.625	0.005	0.009	0.009
-0.25	-0.375	0.002	0.004	0.013
0.00	-0.125	0.018	0.033	0.047
0.25	0.125	0.036	0.067	0.114
0.50	0.375	0.077	0.143	0.257
0.75	0.625	0.094	0.175	0.432
1.00	0.875	0.217	0.404	0.836
1.25	1.125	0.286	0.532	1.368
1.50	1.375	0.620	1.154	2.521
1.75	1.625	1.358	2.527	5.049
2.00	1.875	3.440	6.401	11.450
2.25	2.125	6.310	11.742	23.192
2.50	2.375	11.627	21.636	44.829
2.75	2.625	16.988	31.613	76.441
3.00	2.875	9.902	18.426	94.868
3.25	3.125	2.239	4.167	99.034
3.50	3.375	0.378	0.703	99.738
3.75	3.625	0.098	0.182	99.920
4.00	3.875	0.039	0.073	99.993
5.00	4.500	0.004	0.007	100.000

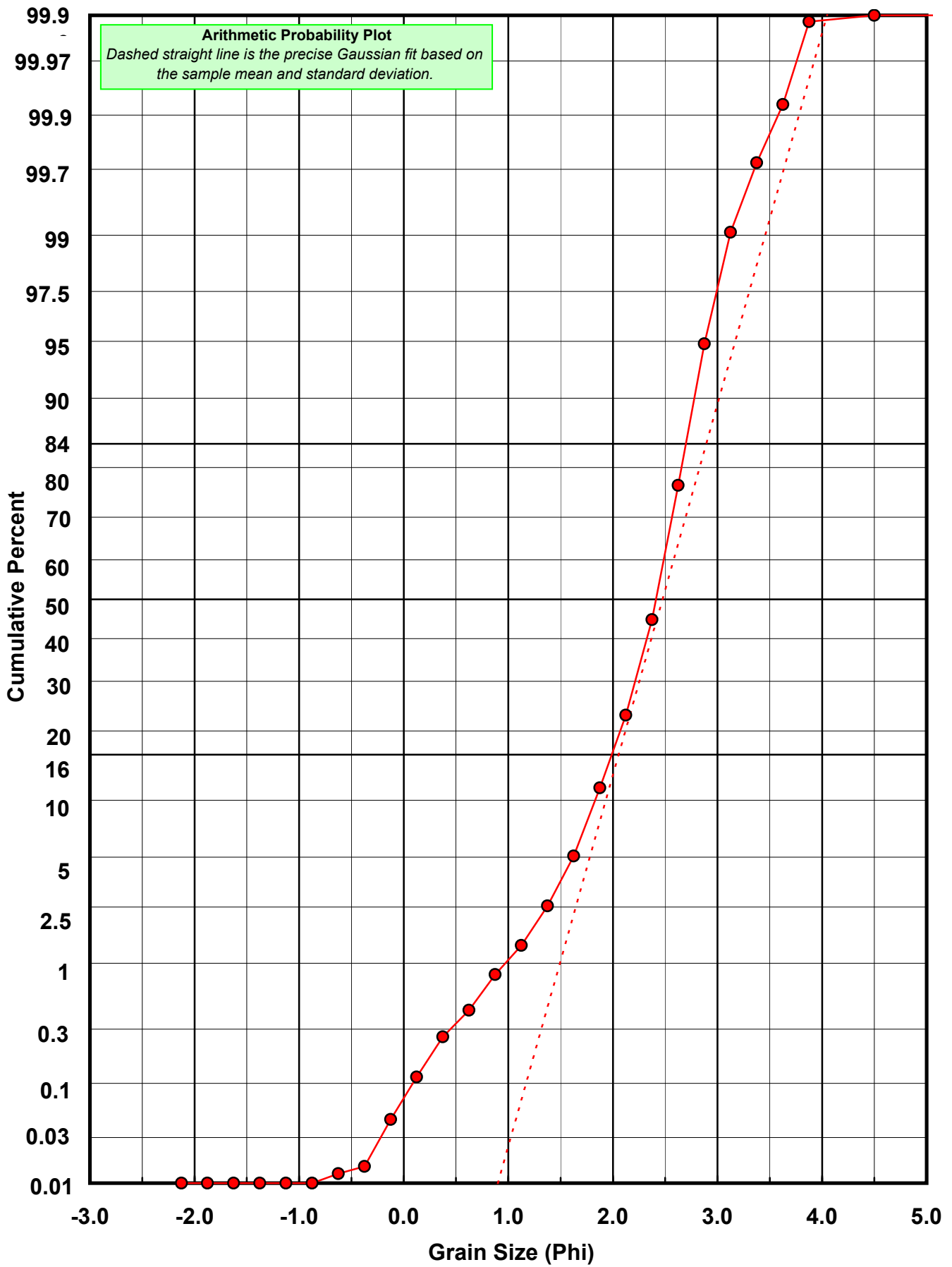
Statistical Results			
Mean:	2.4748	phi	(0.1799 mm)
Standard Dev:	0.4227	phi-units	(0.746 mm)
Skewness:	-1.1766	dimensionless	
Kurtosis:	6.4959	dimensionless	
5th Moment:	-22.5181	dimensionless	
6th Moment:	119.1493	dimensionless	
RARD *	0.1708	dimensionless	
Median	2.4159	phi	(0.1874 mm)

* RARD = reciprocal absolute relative dispersion (see below)

Statistical Explanation	
Calculations based on the Method of Moments	
Skewness: 3rd Stand. Moment; Exact Gaussian = 0.0	
Kurtosis: 4th Stand. Moment; Exact Gaussian = 3.0	
For Further Explanation, See Calculation Sheets	
Millimeter data calculated by $mm = 2^{(-\phi)}$	

Reciprocal Absolute Relative Dispersion (RARD) Scale	
< 0.5	Excellent homogeneity (e.g., beaches)
0.5 to 1.0	Good homogeneity
1.0 to 1.33	Fair homogeneity
> 1.33	Poor homogeneity (e.g., glacial)





Carbonate Grain Size Distribution

Onshore Grab Sample

Sample: SJ-44-MB

Total Carbonate Mass: 2.504 grams

% Carbonate: 3.5 %

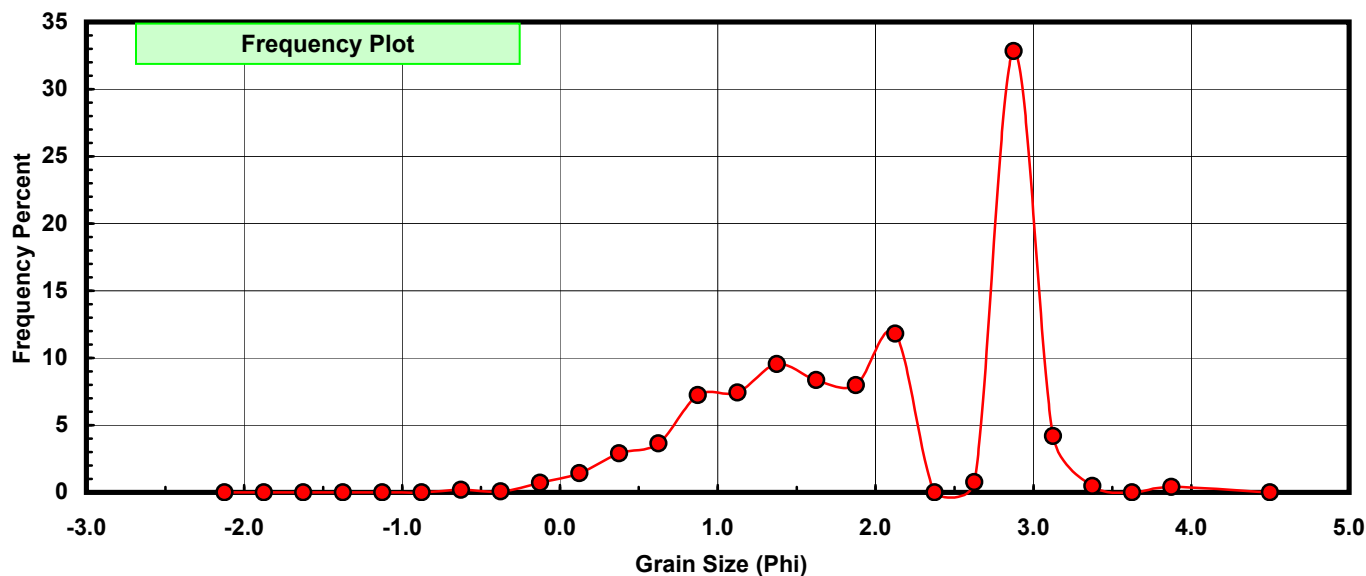
Sieve Size (phi)	Sieve Midpt (phi)	Weight (grams)	Freq Weight %	Cumulative Weight %
-2.00	-2.125	0.000	0.000	0.000
-1.75	-1.875	0.000	0.000	0.000
-1.50	-1.625	0.000	0.000	0.000
-1.25	-1.375	0.000	0.000	0.000
-1.00	-1.125	0.000	0.000	0.000
-0.75	-0.875	0.000	0.000	0.000
-0.50	-0.625	0.005	0.200	0.200
-0.25	-0.375	0.002	0.080	0.280
0.00	-0.125	0.018	0.719	0.998
0.25	0.125	0.036	1.438	2.436
0.50	0.375	0.073	2.915	5.351
0.75	0.625	0.091	3.634	8.986
1.00	0.875	0.181	7.228	16.214
1.25	1.125	0.186	7.428	23.642
1.50	1.375	0.239	9.545	33.187
1.75	1.625	0.209	8.347	41.534
2.00	1.875	0.200	7.987	49.521
2.25	2.125	0.296	11.821	61.342
2.50	2.375	0.000	0.000	61.342
2.75	2.625	0.019	0.759	62.101
3.00	2.875	0.822	32.827	94.928
3.25	3.125	0.105	4.193	99.121
3.50	3.375	0.012	0.479	99.601
3.75	3.625	0.000	0.000	99.601
4.00	3.875	0.010	0.399	100.000
5.00	4.500	0.000	0.000	100.000

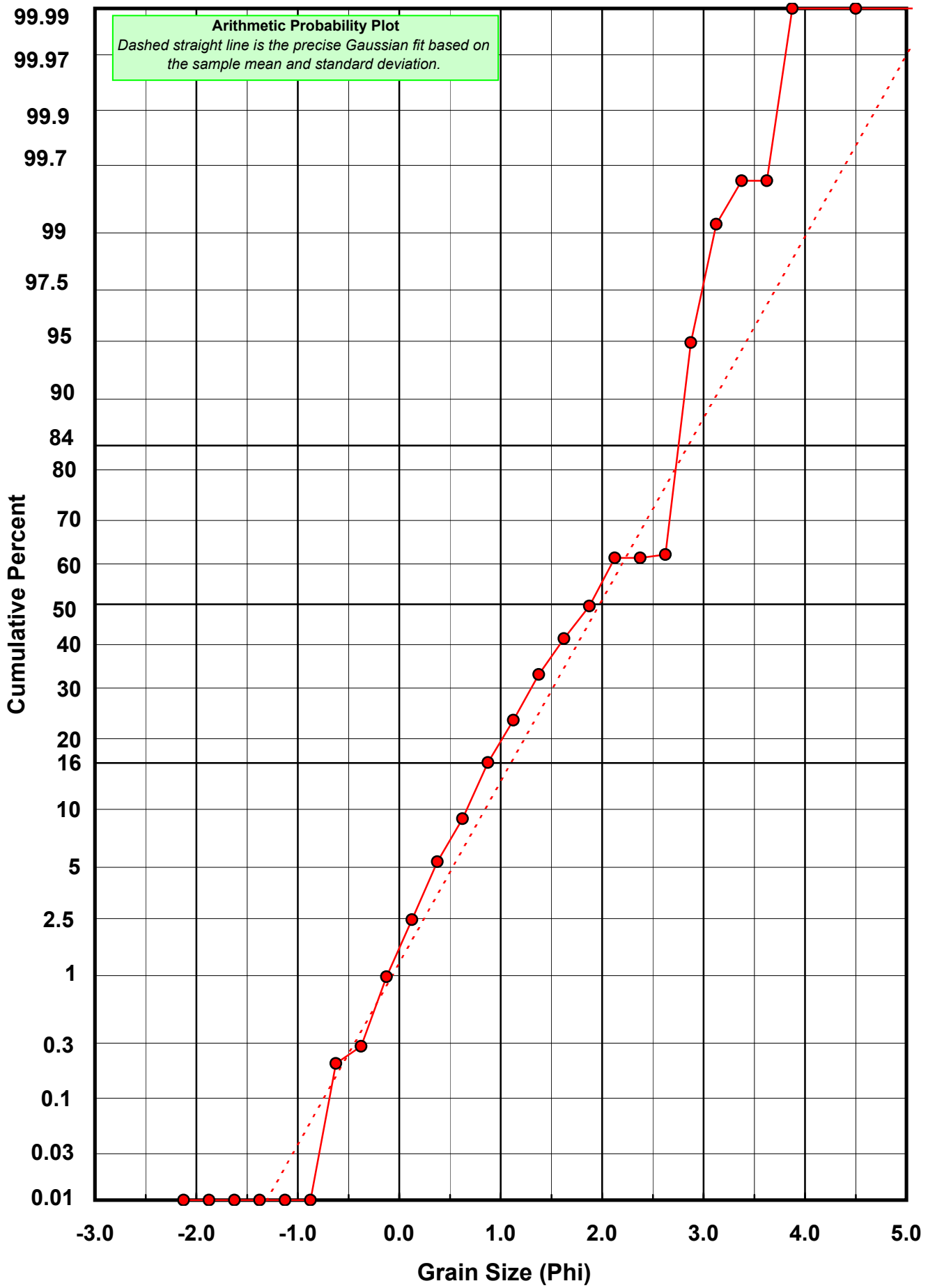
Statistical Results			
Mean:	1.9740	phi	(0.2545 mm)
Standard Dev:	0.8816	phi-units	(0.5428 mm)
Skewness:	-0.3351	dimensionless	
Kurtosis:	2.0751	dimensionless	
5th Moment:	-2.0951	dimensionless	
6th Moment:	7.0362	dimensionless	
RARD *	0.4466	dimensionless	
Median	1.8851	phi	(0.2707 mm)

* RARD = reciprocal absolute relative dispersion (see below)

Statistical Explanation	
Calculations based on the Method of Moments	
Skewness: 3rd Stand. Moment; Exact Gaussian = 0.0	
Kurtosis: 4th Stand. Moment; Exact Gaussian = 3.0	
For Further Explanation, See Calculation Sheets	
Millimeter data calculated by $mm = 2^{(-phi)}$	

Reciprocal Absolute Relative Dispersion (RARD) Scale	
< 0.5	Excellent homogeneity (e.g., beaches)
0.5 to 1.0	Good homogeneity
1.0 to 1.33	Fair homogeneity
> 1.33	Poor homogeneity (e.g., glacial)





Post-Digestion Grain Size Distribution

Onshore Grab Sample

Sample: SJ-44-MB

Total Digested Mass: 51.828 grams

% Silica: 96.5 %

Sieve Size (phi)	Sieve Midpt (phi)	Weight (grams)	Freq Weight %	Cumulative Weight %
-2.00	-2.125	0.000	0.000	0.000
-1.75	-1.875	0.000	0.000	0.000
-1.50	-1.625	0.000	0.000	0.000
-1.25	-1.375	0.000	0.000	0.000
-1.00	-1.125	0.000	0.000	0.000
-0.75	-0.875	0.000	0.000	0.000
-0.50	-0.625	0.000	0.000	0.000
-0.25	-0.375	0.000	0.000	0.000
0.00	-0.125	0.000	0.000	0.000
0.25	0.125	0.000	0.000	0.000
0.50	0.375	0.004	0.008	0.008
0.75	0.625	0.003	0.006	0.014
1.00	0.875	0.036	0.069	0.083
1.25	1.125	0.100	0.193	0.276
1.50	1.375	0.381	0.735	1.011
1.75	1.625	1.149	2.217	3.228
2.00	1.875	3.240	6.251	9.479
2.25	2.125	6.014	11.604	21.083
2.50	2.375	12.216	23.570	44.653
2.75	2.625	16.969	32.741	77.394
3.00	2.875	9.080	17.519	94.914
3.25	3.125	2.134	4.117	99.031
3.50	3.375	0.366	0.706	99.738
3.75	3.625	0.107	0.206	99.944
4.00	3.875	0.029	0.056	100.000
5.00	4.500	0.000	0.000	100.000

Statistical Results			
Mean:	2.4979	phi	(0.177 mm)
Standard Dev:	0.3664	phi-units	(0.7757 mm)
Skewness:	-0.5469	dimensionless	
Kurtosis:	3.9465	dimensionless	
5th Moment:	-5.7786	dimensionless	
6th Moment:	32.8621	dimensionless	
RARD *	0.1467	dimensionless	
Median	2.4158	phi	(0.1874 mm)

* RARD = reciprocal absolute relative dispersion (see below)

Statistical Explanation	
Calculations based on the Method of Moments	
Skewness: 3rd Stand. Moment; Exact Gaussian = 0.0	
Kurtosis: 4th Stand. Moment; Exact Gaussian = 3.0	
For Further Explanation, See Calculation Sheets	
Millimeter data calculated by $mm = 2^{(-\phi)}$	

Reciprocal Absolute Relative Dispersion (RARD) Scale	
< 0.5	Excellent homogeneity (e.g., beaches)
0.5 to 1.0	Good homogeneity
1.0 to 1.33	Fair homogeneity
> 1.33	Poor homogeneity (e.g., glacial)

