

Onshore Grab Sample

Sample: SJ-43-BB
Sample Taken By: J. Ladner
Sample Collected On: 12/2/03
Splits? N/A

County: St. Johns
Latitude: 29° 40' 57.0"
Longitude: 81° 13' 4.1"
Datum: WGS 84
Surf. Elev: N/A
Datum: N/A

Fine Data Summary

Total Sample Weight 51.375 grams
Total Fines in Sample 0.291 grams
Total Percent Fines 0.56 %

Dry Sieving Summary

Total Sample Weight 51.010 grams
Total Digested Weight 45.398 grams
Total Carbonate Weight 5.612 grams
Total Silica % 89.00 %
Total Carbonate % 11.00 %
Carbonate/Silica Ratio 0.124

General Comments:

None

Description

Worked By: M. Lachance

Pre-Digestion Grain Size Distribution

Onshore Grab Sample

Sample: SJ-43-BB

Total Sample Mass: 51.010 grams

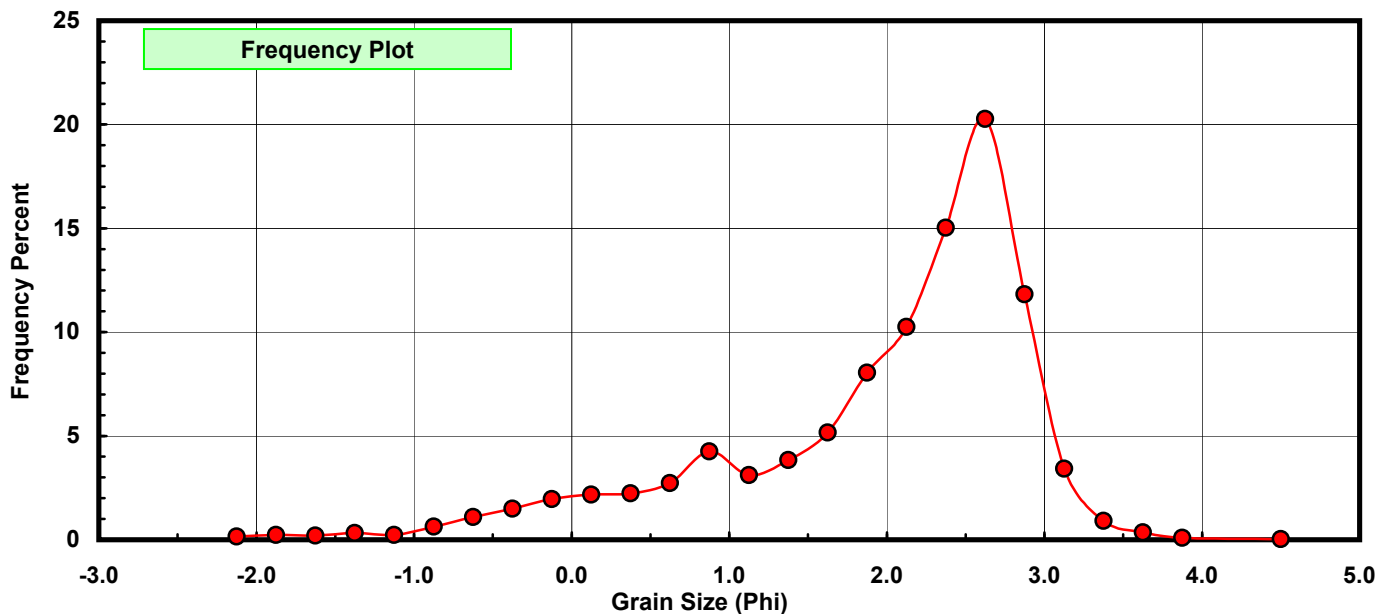
Sieve Size (phi)	Sieve Midpt (phi)	Weight (grams)	Freq Weight %	Cumulative Weight %
-2.00	-2.125	0.079	0.155	0.155
-1.75	-1.875	0.115	0.225	0.380
-1.50	-1.625	0.101	0.198	0.578
-1.25	-1.375	0.163	0.320	0.898
-1.00	-1.125	0.118	0.231	1.129
-0.75	-0.875	0.320	0.627	1.757
-0.50	-0.625	0.562	1.102	2.858
-0.25	-0.375	0.764	1.498	4.356
0.00	-0.125	0.999	1.958	6.314
0.25	0.125	1.108	2.172	8.487
0.50	0.375	1.140	2.235	10.721
0.75	0.625	1.391	2.727	13.448
1.00	0.875	2.171	4.256	17.704
1.25	1.125	1.586	3.109	20.814
1.50	1.375	1.956	3.835	24.648
1.75	1.625	2.635	5.166	29.814
2.00	1.875	4.108	8.053	37.867
2.25	2.125	5.225	10.243	48.110
2.50	2.375	7.663	15.023	63.133
2.75	2.625	10.336	20.263	83.395
3.00	2.875	6.031	11.823	95.219
3.25	3.125	1.742	3.415	98.634
3.50	3.375	0.460	0.902	99.535
3.75	3.625	0.177	0.347	99.882
4.00	3.875	0.046	0.090	99.973
5.00	4.500	0.014	0.027	100.000

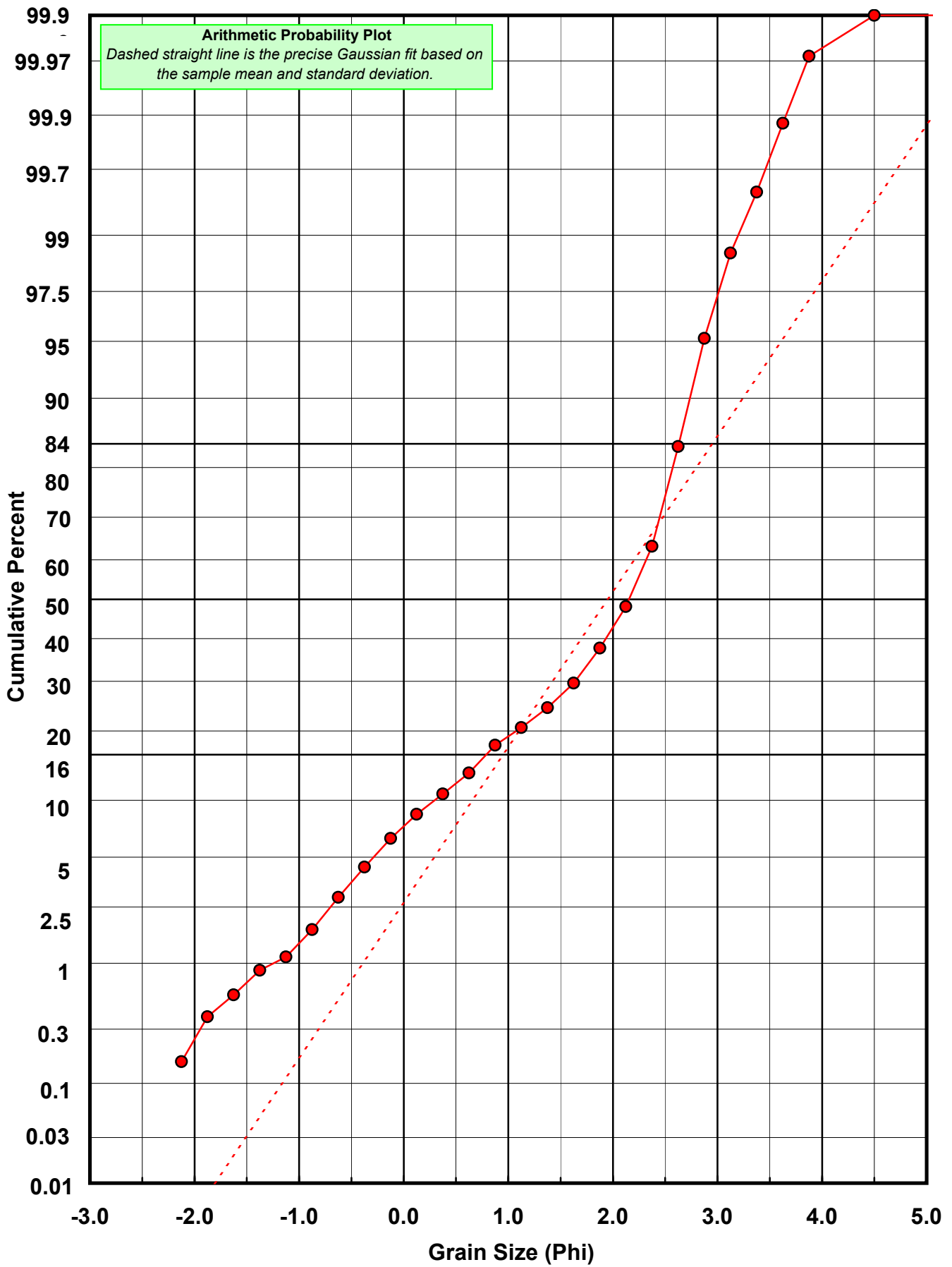
Statistical Results			
Mean:	1.9506	phi	(0.2587 mm)
Standard Dev:	1.0091	phi-units	(0.4969 mm)
Skewness:	-1.2767	dimensionless	
Kurtosis:	4.2733	dimensionless	
5th Moment:	-11.0562	dimensionless	
6th Moment:	35.5096	dimensionless	
RARD *	0.5173	dimensionless	
Median	2.1564	phi	(0.2243 mm)

* RARD = reciprocal absolute relative dispersion (see below)

Statistical Explanation	
Calculations based on the Method of Moments	
Skewness: 3rd Stand. Moment; Exact Gaussian = 0.0	
Kurtosis: 4th Stand. Moment; Exact Gaussian = 3.0	
For Further Explanation, See Calculation Sheets	
Millimeter data calculated by $mm = 2^{(-\phi)}$	

Reciprocal Absolute Relative Dispersion (RARD) Scale	
< 0.5	Excellent homogeneity (e.g., beaches)
0.5 to 1.0	Good homogeneity
1.0 to 1.33	Fair homogeneity
> 1.33	Poor homogeneity (e.g., glacial)





Carbonate Grain Size Distribution

Onshore Grab Sample

Sample: SJ-43-BB

Total Carbonate Mass: 7.829 grams

% Carbonate: 11.0 %

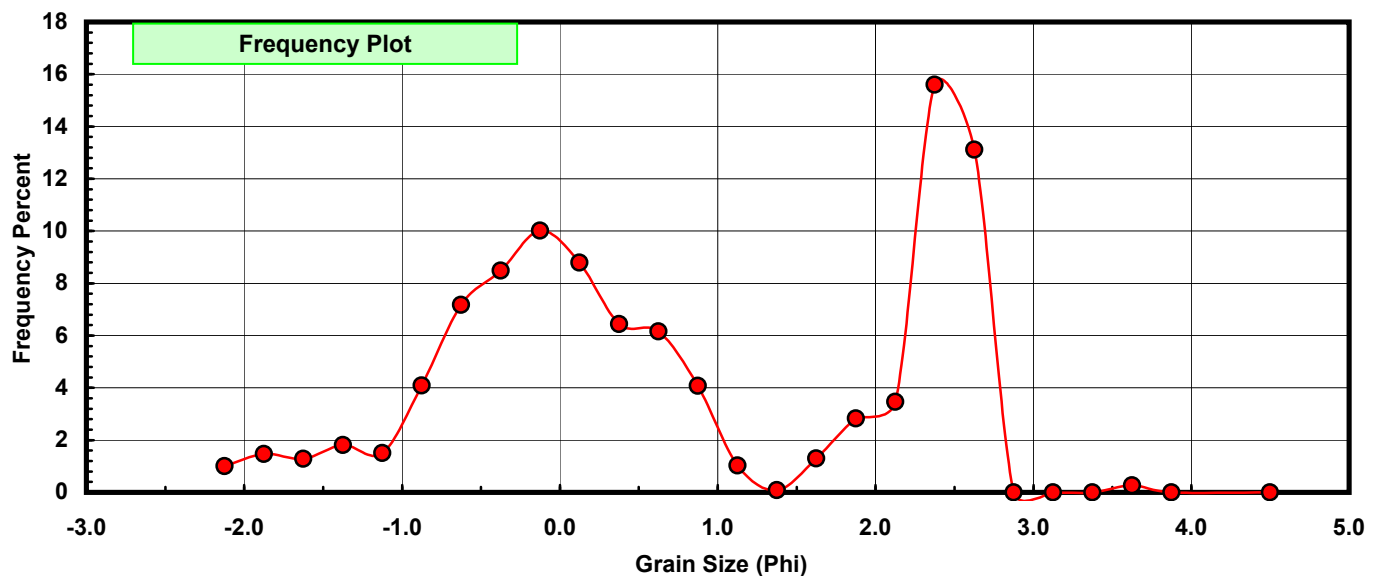
Sieve Size (phi)	Sieve Midpt (phi)	Weight (grams)	Freq Weight %	Cumulative Weight %
-2.00	-2.125	0.079	1.009	1.009
-1.75	-1.875	0.115	1.469	2.478
-1.50	-1.625	0.101	1.290	3.768
-1.25	-1.375	0.142	1.814	5.582
-1.00	-1.125	0.118	1.507	7.089
-0.75	-0.875	0.320	4.087	11.176
-0.50	-0.625	0.562	7.178	18.355
-0.25	-0.375	0.664	8.481	26.836
0.00	-0.125	0.784	10.014	36.850
0.25	0.125	0.688	8.788	45.638
0.50	0.375	0.504	6.438	52.076
0.75	0.625	0.482	6.157	58.232
1.00	0.875	0.319	4.075	62.307
1.25	1.125	0.081	1.035	63.341
1.50	1.375	0.007	0.089	63.431
1.75	1.625	0.102	1.303	64.734
2.00	1.875	0.221	2.823	67.557
2.25	2.125	0.271	3.461	71.018
2.50	2.375	1.221	15.596	86.614
2.75	2.625	1.027	13.118	99.732
3.00	2.875	0.000	0.000	99.732
3.25	3.125	0.000	0.000	99.732
3.50	3.375	0.000	0.000	99.732
3.75	3.625	0.021	0.268	100.000
4.00	3.875	0.000	0.000	100.000
5.00	4.500	0.000	0.000	100.000

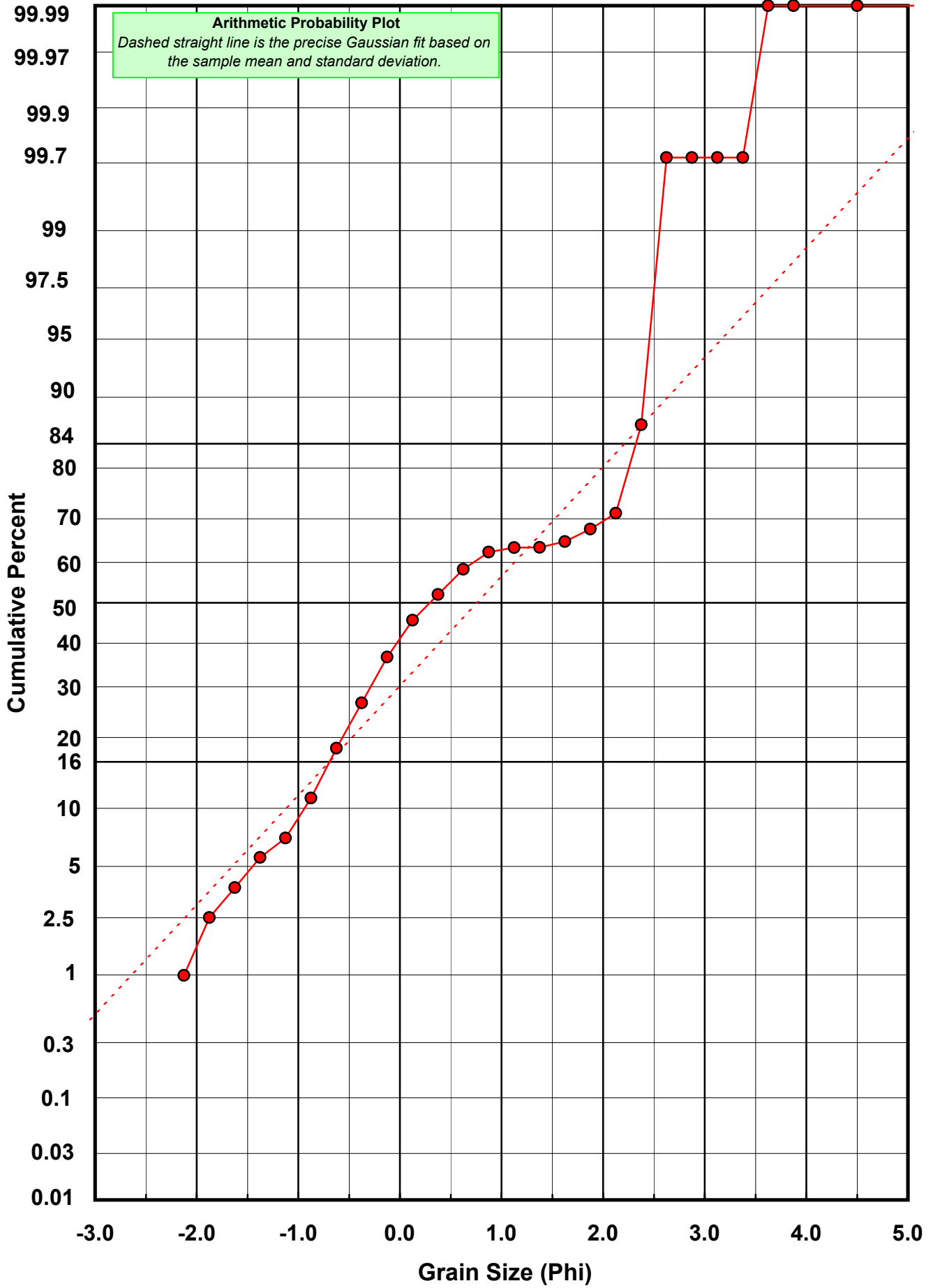
Statistical Results			
Mean:	0.7575	phi	(0.5915 mm)
Standard Dev:	1.4654	phi-units	(0.3621 mm)
Skewness:	0.0616	dimensionless	
Kurtosis:	1.5335	dimensionless	
5th Moment:	-0.2749	dimensionless	
6th Moment:	3.1329	dimensionless	
RARD *	1.9346	dimensionless	
Median	0.2944	phi	(0.8154 mm)

* RARD = reciprocal absolute relative dispersion (see below)

Statistical Explanation	
Calculations based on the Method of Moments	
Skewness: 3rd Stand. Moment; Exact Gaussian = 0.0	
Kurtosis: 4th Stand. Moment; Exact Gaussian = 3.0	
For Further Explanation, See Calculation Sheets	
Millimeter data calculated by $mm = 2^{(-phi)}$	

Reciprocal Absolute Relative Dispersion (RARD) Scale	
< 0.5	Excellent homogeneity (e.g., beaches)
0.5 to 1.0	Good homogeneity
1.0 to 1.33	Fair homogeneity
> 1.33	Poor homogeneity (e.g., glacial)





Post-Digestion Grain Size Distribution

Onshore Grab Sample

Sample: SJ-43-BB

Total Digested Mass: 45.381 grams

% Silica: 89.0 %

Sieve Size (phi)	Sieve Midpt (phi)	Weight (grams)	Freq Weight %	Cumulative Weight %
-2.00	-2.125	0.000	0.000	0.000
-1.75	-1.875	0.000	0.000	0.000
-1.50	-1.625	0.000	0.000	0.000
-1.25	-1.375	0.021	0.046	0.046
-1.00	-1.125	0.000	0.000	0.046
-0.75	-0.875	0.000	0.000	0.046
-0.50	-0.625	0.000	0.000	0.046
-0.25	-0.375	0.100	0.220	0.267
0.00	-0.125	0.215	0.474	0.740
0.25	0.125	0.420	0.925	1.666
0.50	0.375	0.636	1.401	3.067
0.75	0.625	0.909	2.003	5.070
1.00	0.875	1.852	4.081	9.151
1.25	1.125	1.505	3.316	12.468
1.50	1.375	1.949	4.295	16.763
1.75	1.625	2.533	5.582	22.344
2.00	1.875	3.887	8.565	30.909
2.25	2.125	4.954	10.916	41.826
2.50	2.375	6.442	14.195	56.021
2.75	2.625	9.309	20.513	76.534
3.00	2.875	7.710	16.989	93.524
3.25	3.125	2.191	4.828	98.352
3.50	3.375	0.540	1.190	99.542
3.75	3.625	0.156	0.344	99.885
4.00	3.875	0.052	0.115	100.000
5.00	4.500	0.000	0.000	100.000

Statistical Results			
Mean:	2.2042	phi	(0.217 mm)
Standard Dev:	0.7406	phi-units	(0.5985 mm)
Skewness:	-1.0156	dimensionless	
Kurtosis:	3.6992	dimensionless	
5th Moment:	-8.3140	dimensionless	
6th Moment:	27.1761	dimensionless	
RARD *	0.3360	dimensionless	
Median	2.2690	phi	(0.2075 mm)

* RARD = reciprocal absolute relative dispersion (see below)

Statistical Explanation	
Calculations based on the Method of Moments	
Skewness: 3rd Stand. Moment; Exact Gaussian = 0.0	
Kurtosis: 4th Stand. Moment; Exact Gaussian = 3.0	
For Further Explanation, See Calculation Sheets	
Millimeter data calculated by $mm = 2^{(-phi)}$	

Reciprocal Absolute Relative Dispersion (RARD) Scale	
< 0.5	Excellent homogeneity (e.g., beaches)
0.5 to 1.0	Good homogeneity
1.0 to 1.33	Fair homogeneity
> 1.33	Poor homogeneity (e.g., glacial)

