

Onshore Grab Sample

Sample: SJ-42-MB
Sample Taken By: J. Ladner
Sample Collected On: 12/2/03
Splits? N/A

County: St. Johns
Latitude: 29° 41' 44.4"
Longitude: 81° 13' 20.7"
Datum: WGS 84
Surf. Elev: N/A
Datum: N/A

Fine Data Summary

Total Sample Weight 61.084 grams
Total Fines in Sample 0.300 grams
Total Percent Fines 0.49 %

Dry Sieving Summary

Total Sample Weight 60.814 grams
Total Digested Weight 39.326 grams
Total Carbonate Weight 21.488 grams
Total Silica % 64.67 %
Total Carbonate % 35.33 %
Carbonate/Silica Ratio 0.546

General Comments:

None

Description

Worked By: M. Lachance

Pre-Digestion Grain Size Distribution

Onshore Grab Sample

Sample: SJ-42-MB

Total Sample Mass: 60.814 grams

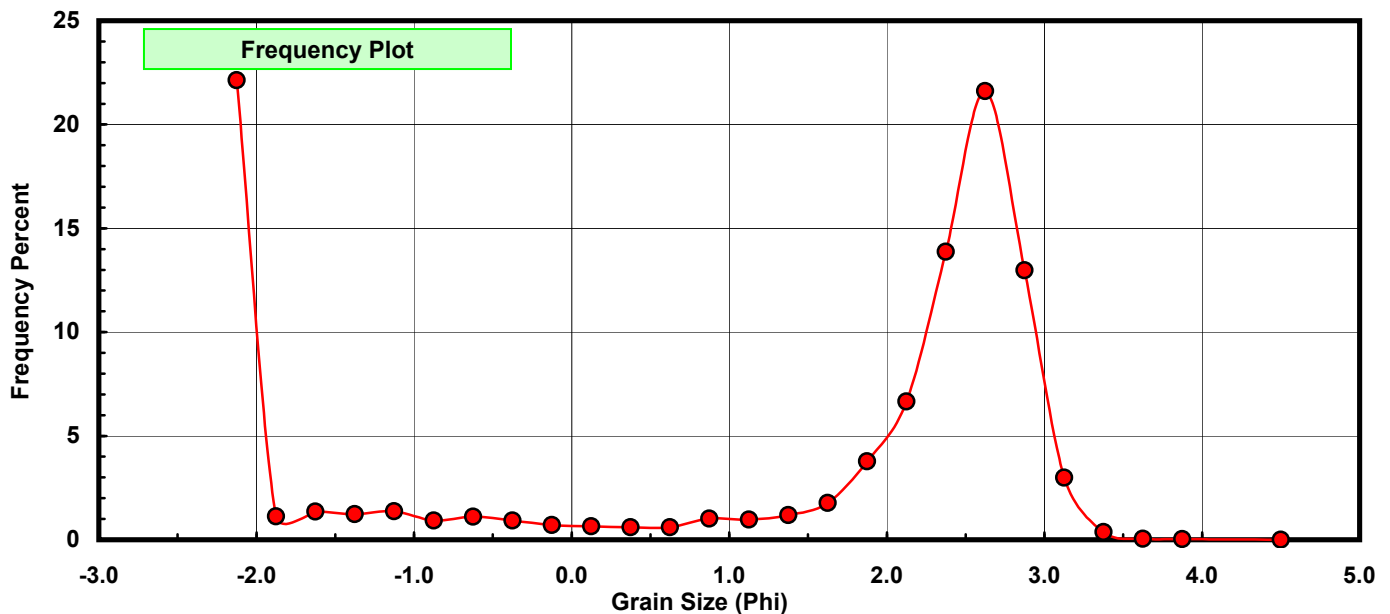
Sieve Size (phi)	Sieve Midpt (phi)	Weight (grams)	Freq Weight %	Cumulative Weight %
-2.00	-2.125	13.458	22.130	22.130
-1.75	-1.875	0.683	1.123	23.253
-1.50	-1.625	0.824	1.355	24.608
-1.25	-1.375	0.751	1.235	25.843
-1.00	-1.125	0.832	1.368	27.211
-0.75	-0.875	0.566	0.931	28.142
-0.50	-0.625	0.679	1.117	29.258
-0.25	-0.375	0.567	0.932	30.190
0.00	-0.125	0.430	0.707	30.897
0.25	0.125	0.394	0.648	31.545
0.50	0.375	0.363	0.597	32.142
0.75	0.625	0.364	0.599	32.741
1.00	0.875	0.614	1.010	33.750
1.25	1.125	0.594	0.977	34.727
1.50	1.375	0.722	1.187	35.914
1.75	1.625	1.079	1.774	37.689
2.00	1.875	2.295	3.774	41.462
2.25	2.125	4.050	6.660	48.122
2.50	2.375	8.432	13.865	61.987
2.75	2.625	13.139	21.605	83.593
3.00	2.875	7.892	12.977	96.570
3.25	3.125	1.814	2.983	99.553
3.50	3.375	0.225	0.370	99.923
3.75	3.625	0.031	0.051	99.974
4.00	3.875	0.015	0.025	99.998
5.00	4.500	0.001	0.002	100.000

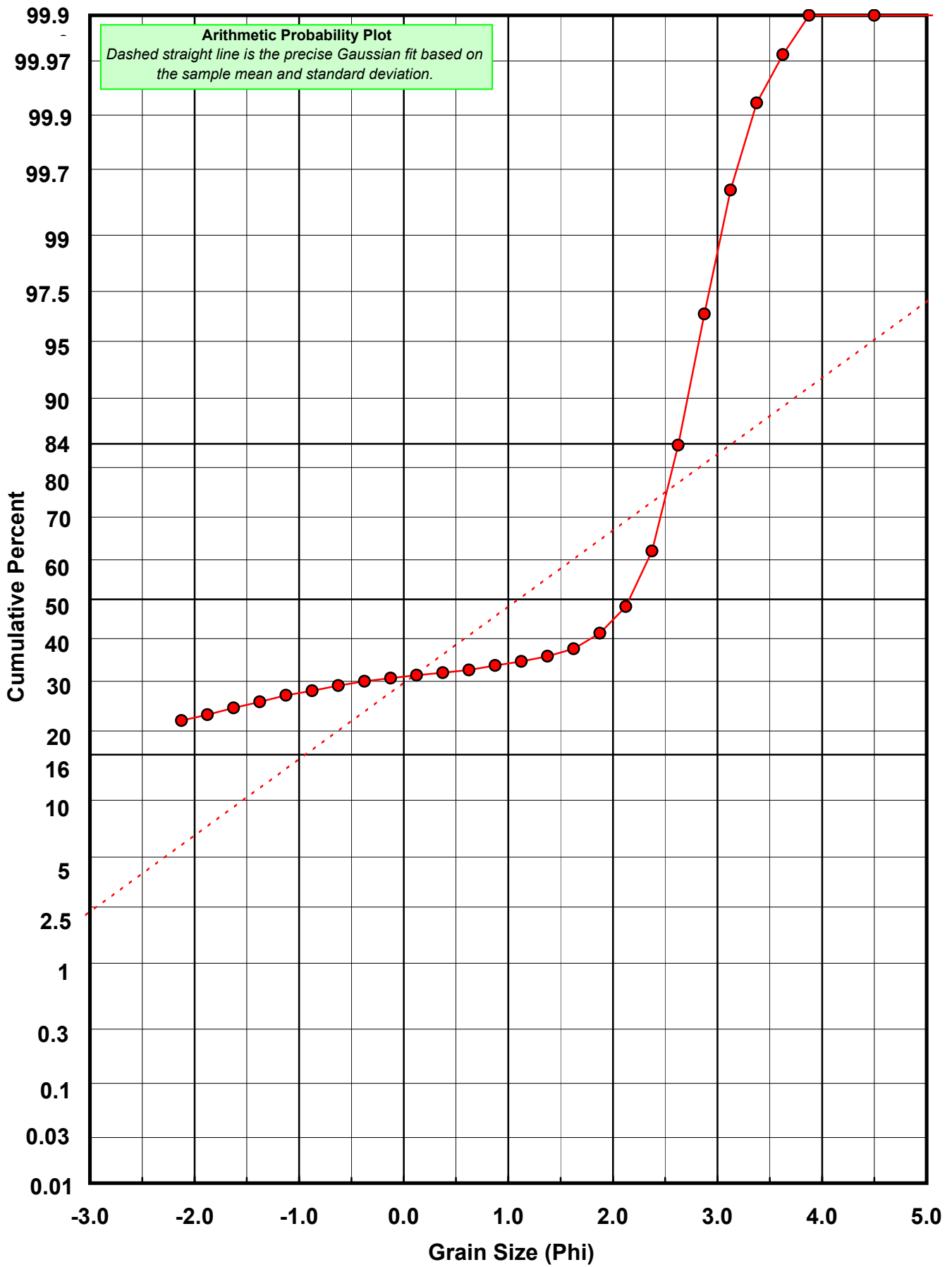
Statistical Results			
Mean:	1.0969	phi	(0.4675 mm)
Standard Dev:	2.0513	phi-units	(0.2413 mm)
Skewness:	-0.7417	dimensionless	
Kurtosis:	1.7311	dimensionless	
5th Moment:	-2.1798	dimensionless	
6th Moment:	3.7756	dimensionless	
RARD *	1.8700	dimensionless	
Median	2.1589	phi	(0.2239 mm)

* RARD = reciprocal absolute relative dispersion (see below)

Statistical Explanation	
Calculations based on the Method of Moments	
Skewness: 3rd Stand. Moment; Exact Gaussian = 0.0	
Kurtosis: 4th Stand. Moment; Exact Gaussian = 3.0	
For Further Explanation, See Calculation Sheets	
Millimeter data calculated by $mm = 2^{(-phi)}$	

Reciprocal Absolute Relative Dispersion (RARD) Scale	
< 0.5	Excellent homogeneity (e.g., beaches)
0.5 to 1.0	Good homogeneity
1.0 to 1.33	Fair homogeneity
> 1.33	Poor homogeneity (e.g., glacial)





Carbonate Grain Size Distribution

Onshore Grab Sample

Sample: SJ-42-MB

Total Carbonate Mass: 22.689 grams

% Carbonate: 35.3 %

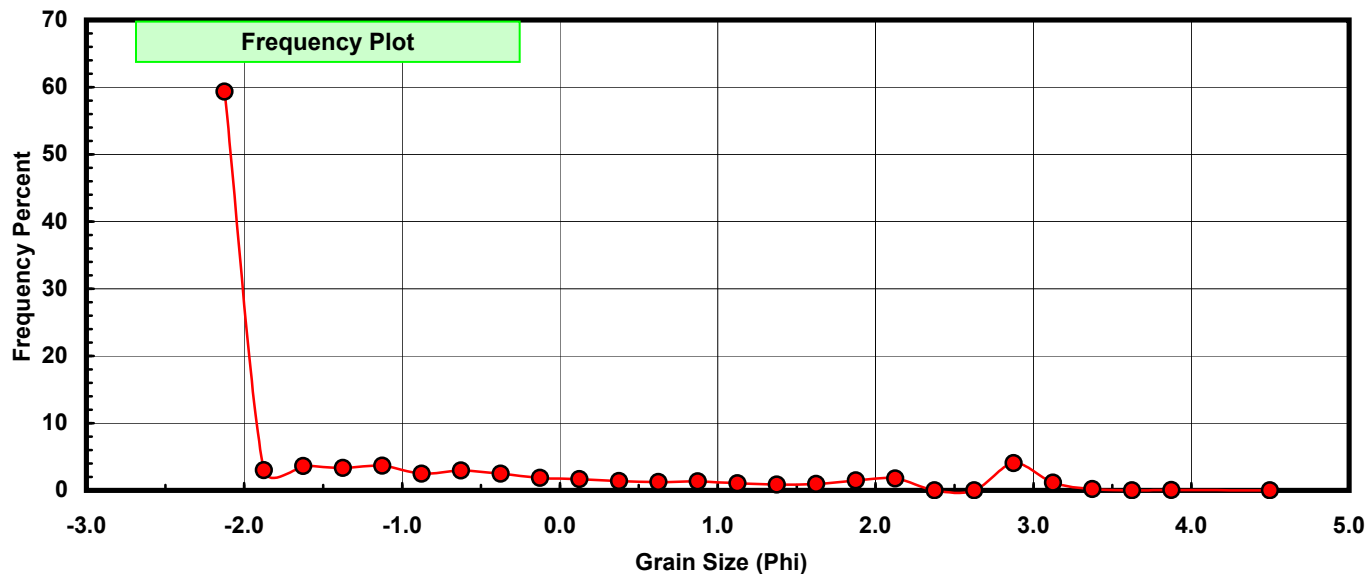
Sieve Size (phi)	Sieve Midpt (phi)	Weight (grams)	Freq Weight %	Cumulative Weight %
-2.00	-2.125	13.458	59.315	59.315
-1.75	-1.875	0.683	3.010	62.325
-1.50	-1.625	0.824	3.632	65.957
-1.25	-1.375	0.751	3.310	69.267
-1.00	-1.125	0.832	3.667	72.934
-0.75	-0.875	0.566	2.495	75.429
-0.50	-0.625	0.672	2.962	78.390
-0.25	-0.375	0.567	2.499	80.889
0.00	-0.125	0.425	1.873	82.763
0.25	0.125	0.383	1.688	84.451
0.50	0.375	0.316	1.393	85.843
0.75	0.625	0.285	1.256	87.099
1.00	0.875	0.307	1.353	88.453
1.25	1.125	0.242	1.067	89.519
1.50	1.375	0.199	0.877	90.396
1.75	1.625	0.218	0.961	91.357
2.00	1.875	0.337	1.485	92.842
2.25	2.125	0.399	1.759	94.601
2.50	2.375	0.000	0.000	94.601
2.75	2.625	0.000	0.000	94.601
3.00	2.875	0.917	4.042	98.643
3.25	3.125	0.261	1.150	99.793
3.50	3.375	0.039	0.172	99.965
3.75	3.625	0.000	0.000	99.965
4.00	3.875	0.008	0.035	100.000
5.00	4.500	0.000	0.000	100.000

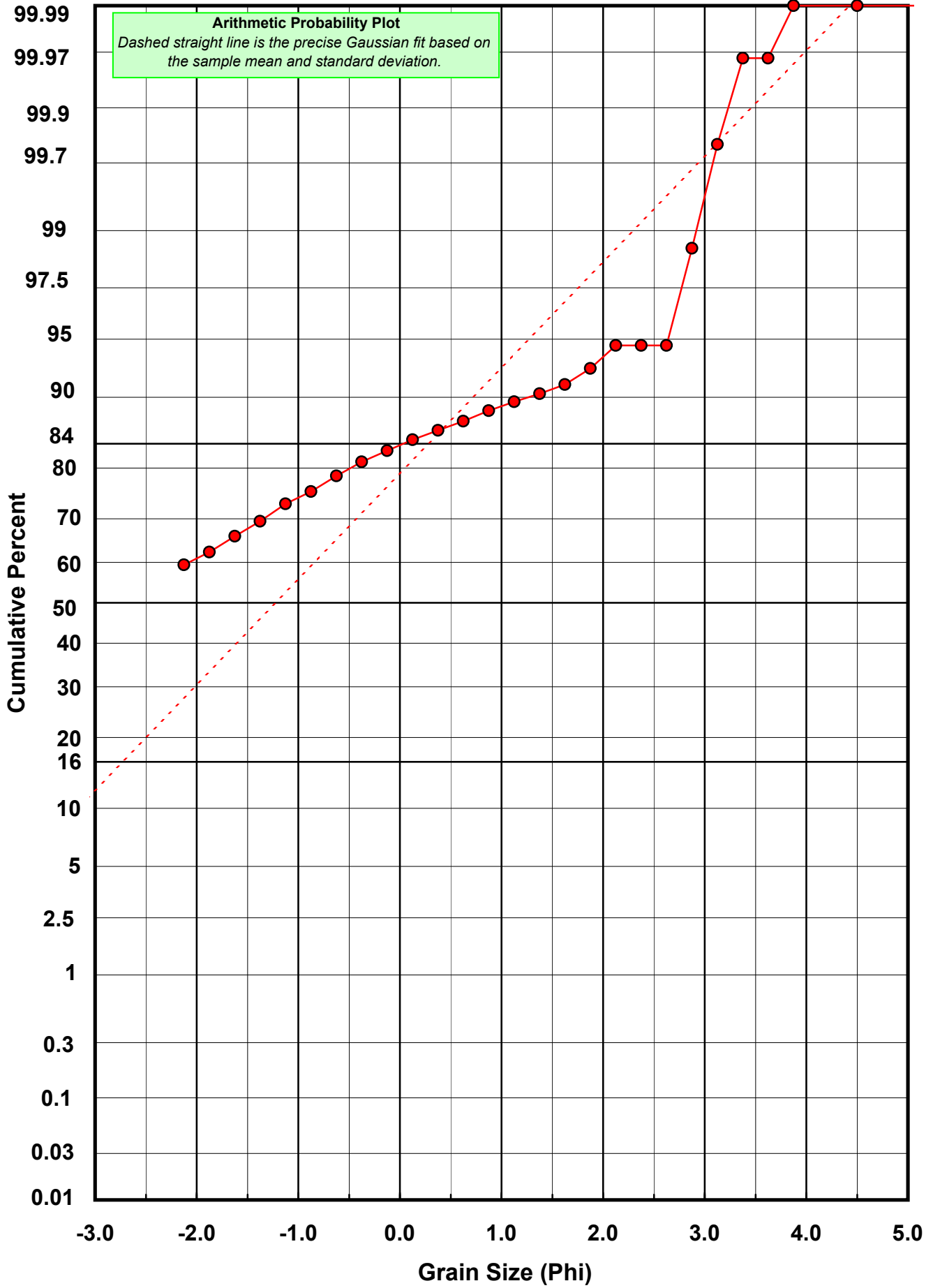
Statistical Results			
Mean:	-1.2235	phi	(2.3351 mm)
Standard Dev:	1.5179	phi-units	(0.3492 mm)
Skewness:	1.6341	dimensionless	
Kurtosis:	4.4255	dimensionless	
5th Moment:	11.0798	dimensionless	
6th Moment:	29.2219	dimensionless	
RARD *	1.2406	dimensionless	
Median	-1.7913	phi	(3.4612 mm)

* RARD = reciprocal absolute relative dispersion (see below)

Statistical Explanation	
Calculations based on the Method of Moments	
Skewness: 3rd Stand. Moment; Exact Gaussian = 0.0	
Kurtosis: 4th Stand. Moment; Exact Gaussian = 3.0	
For Further Explanation, See Calculation Sheets	
Millimeter data calculated by $mm = 2^{(-phi)}$	

Reciprocal Absolute Relative Dispersion (RARD) Scale	
< 0.5	Excellent homogeneity (e.g., beaches)
0.5 to 1.0	Good homogeneity
1.0 to 1.33	Fair homogeneity
> 1.33	Poor homogeneity (e.g., glacial)





Post-Digestion Grain Size Distribution

Onshore Grab Sample

Sample: SJ-42-MB

Total Digested Mass: 39.323 grams

% Silica: 64.7 %

Sieve Size (phi)	Sieve Midpt (phi)	Weight (grams)	Freq Weight %	Cumulative Weight %
-2.00	-2.125	0.000	0.000	0.000
-1.75	-1.875	0.000	0.000	0.000
-1.50	-1.625	0.000	0.000	0.000
-1.25	-1.375	0.000	0.000	0.000
-1.00	-1.125	0.000	0.000	0.000
-0.75	-0.875	0.000	0.000	0.000
-0.50	-0.625	0.007	0.018	0.018
-0.25	-0.375	0.000	0.000	0.018
0.00	-0.125	0.005	0.013	0.031
0.25	0.125	0.011	0.028	0.058
0.50	0.375	0.047	0.120	0.178
0.75	0.625	0.079	0.201	0.379
1.00	0.875	0.307	0.781	1.160
1.25	1.125	0.352	0.895	2.055
1.50	1.375	0.523	1.330	3.385
1.75	1.625	0.861	2.190	5.574
2.00	1.875	1.958	4.979	10.554
2.25	2.125	3.651	9.285	19.838
2.50	2.375	8.938	22.730	42.568
2.75	2.625	13.832	35.175	77.743
3.00	2.875	6.975	17.738	95.481
3.25	3.125	1.553	3.949	99.430
3.50	3.375	0.186	0.473	99.903
3.75	3.625	0.031	0.079	99.982
4.00	3.875	0.007	0.018	100.000
5.00	4.500	0.000	0.000	100.000

Statistical Results			
Mean:	2.4791	phi	(0.1794 mm)
Standard Dev:	0.4228	phi-units	(0.746 mm)
Skewness:	-1.4755	dimensionless	
Kurtosis:	6.9321	dimensionless	
5th Moment:	-24.9514	dimensionless	
6th Moment:	119.2969	dimensionless	
RARD *	0.1706	dimensionless	
Median	2.4278	phi	(0.1858 mm)

* RARD = reciprocal absolute relative dispersion (see below)

Statistical Explanation	
Calculations based on the Method of Moments	
Skewness: 3rd Stand. Moment; Exact Gaussian = 0.0	
Kurtosis: 4th Stand. Moment; Exact Gaussian = 3.0	
For Further Explanation, See Calculation Sheets	
Millimeter data calculated by $mm = 2^{(-phi)}$	

Reciprocal Absolute Relative Dispersion (RARD) Scale	
< 0.5	Excellent homogeneity (e.g., beaches)
0.5 to 1.0	Good homogeneity
1.0 to 1.33	Fair homogeneity
> 1.33	Poor homogeneity (e.g., glacial)

