

Onshore Grab Sample

Sample: SJ-42-BB
Sample Taken By: J. Ladner
Sample Collected On: 12/2/03
Splits? N/A

County: St. Johns
Latitude: 29° 41' 44.1"
Longitude: 81° 13' 21.5"
Datum: WGS 84
Surf. Elev: N/A
Datum: N/A

Fine Data Summary

Total Sample Weight 62.912 grams
Total Fines in Sample 0.752 grams
Total Percent Fines 1.18 %

Dry Sieving Summary

Total Sample Weight 61.990 grams
Total Digested Weight 61.661 grams
Total Carbonate Weight 0.329 grams
Total Silica % 99.47 %
Total Carbonate % 0.53 %
Carbonate/Silica Ratio 0.005

General Comments:

None

Description

Worked By: M. Lachance

Pre-Digestion Grain Size Distribution

Onshore Grab Sample

Sample: SJ-42-BB

Total Sample Mass: 61.990 grams

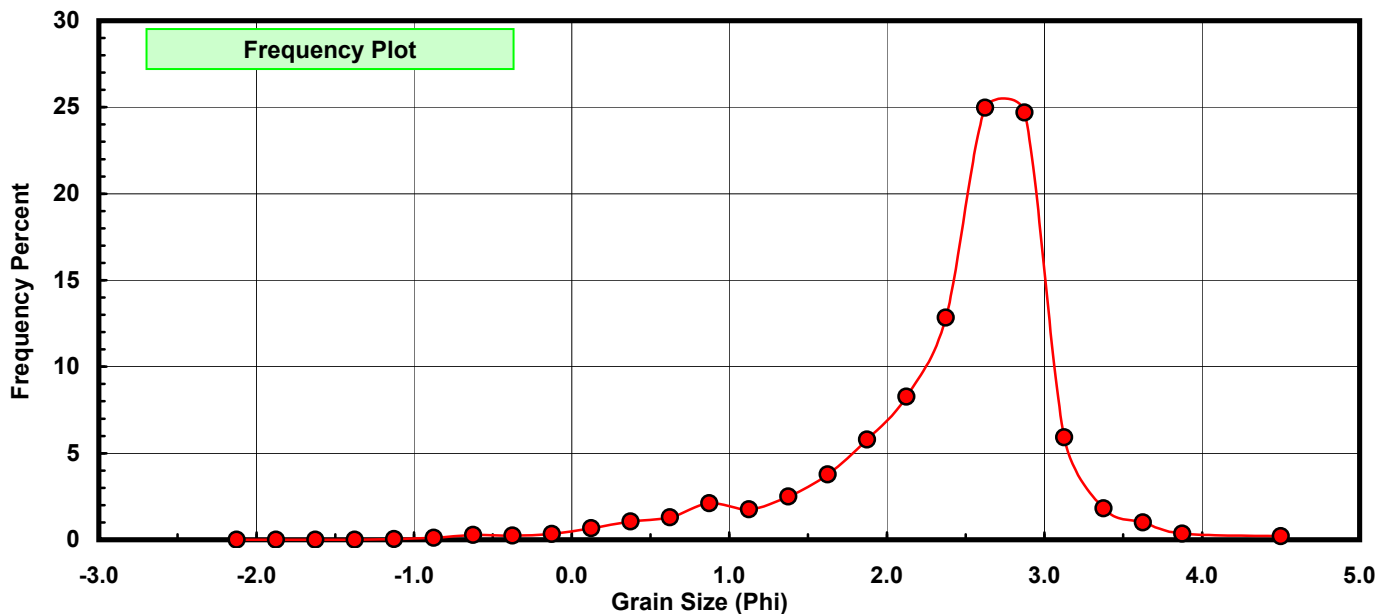
Sieve Size (phi)	Sieve Midpt (phi)	Weight (grams)	Freq Weight %	Cumulative Weight %
-2.00	-2.125	0.000	0.000	0.000
-1.75	-1.875	0.000	0.000	0.000
-1.50	-1.625	0.000	0.000	0.000
-1.25	-1.375	0.000	0.000	0.000
-1.00	-1.125	0.027	0.044	0.044
-0.75	-0.875	0.074	0.119	0.163
-0.50	-0.625	0.167	0.269	0.432
-0.25	-0.375	0.147	0.237	0.669
0.00	-0.125	0.207	0.334	1.003
0.25	0.125	0.414	0.668	1.671
0.50	0.375	0.654	1.055	2.726
0.75	0.625	0.805	1.299	4.025
1.00	0.875	1.310	2.113	6.138
1.25	1.125	1.085	1.750	7.888
1.50	1.375	1.549	2.499	10.387
1.75	1.625	2.336	3.768	14.156
2.00	1.875	3.590	5.791	19.947
2.25	2.125	5.121	8.261	28.208
2.50	2.375	7.960	12.841	41.049
2.75	2.625	15.480	24.972	66.020
3.00	2.875	15.311	24.699	90.719
3.25	3.125	3.666	5.914	96.633
3.50	3.375	1.120	1.807	98.440
3.75	3.625	0.618	0.997	99.437
4.00	3.875	0.223	0.360	99.797
5.00	4.500	0.126	0.203	100.000

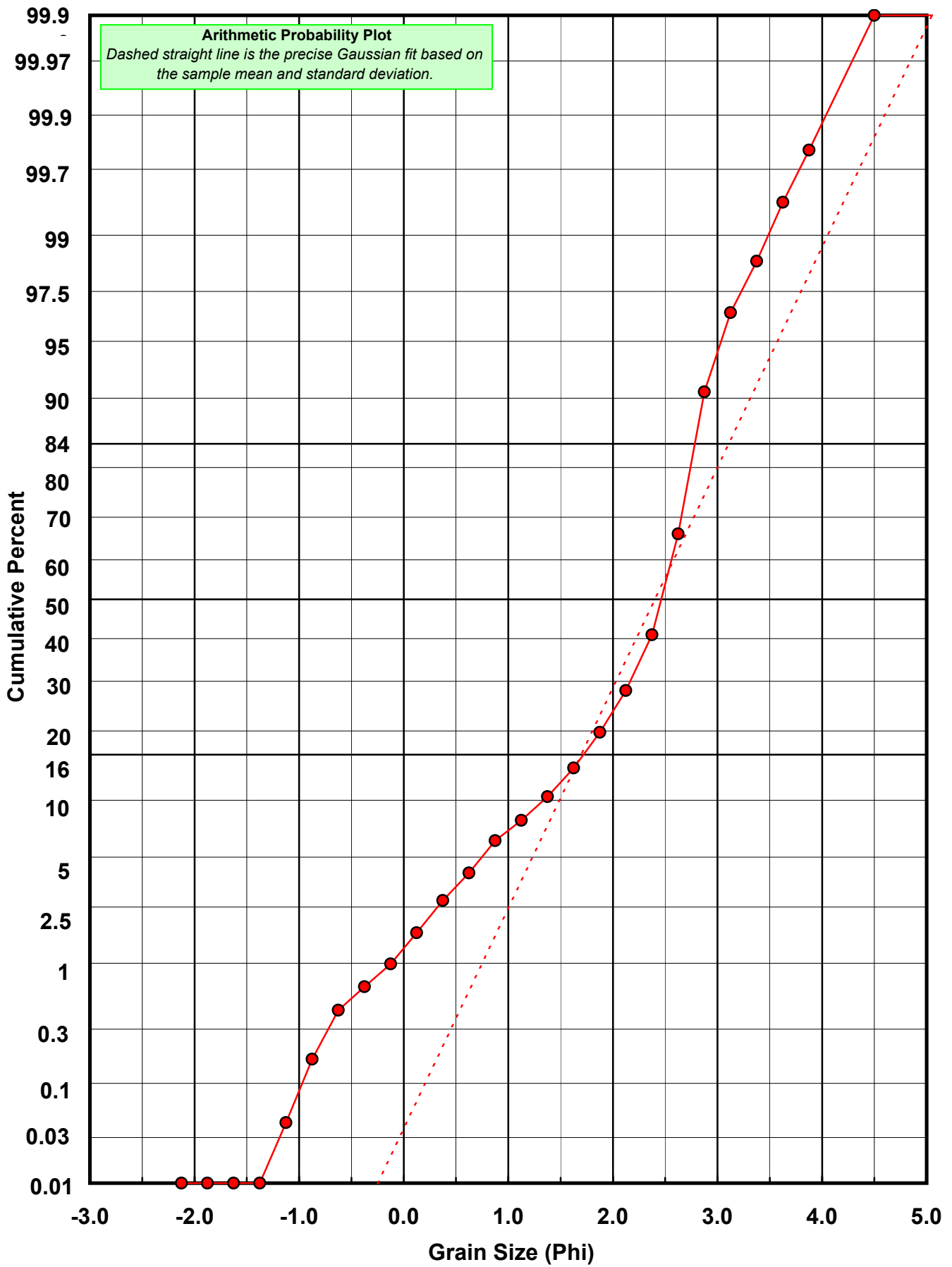
Statistical Results			
Mean:	2.4019	phi	(0.1892 mm)
Standard Dev:	0.7117	phi-units	(0.6106 mm)
Skewness:	-1.4950	dimensionless	
Kurtosis:	6.0509	dimensionless	
5th Moment:	-17.9076	dimensionless	
6th Moment:	70.9393	dimensionless	
RARD *	0.2963	dimensionless	
Median	2.4646	phi	(0.1812 mm)

* RARD = reciprocal absolute relative dispersion (see below)

Statistical Explanation
Calculations based on the Method of Moments
Skewness: 3rd Stand. Moment; Exact Gaussian = 0.0
Kurtosis: 4th Stand. Moment; Exact Gaussian = 3.0
For Further Explanation, See Calculation Sheets
Millimeter data calculated by $mm = 2^{(-\phi)}$

Reciprocal Absolute Relative Dispersion (RARD) Scale	
< 0.5	Excellent homogeneity (e.g., beaches)
0.5 to 1.0	Good homogeneity
1.0 to 1.33	Fair homogeneity
> 1.33	Poor homogeneity (e.g., glacial)





Carbonate Grain Size Distribution

Onshore Grab Sample

Sample: SJ-42-BB

Total Carbonate Mass: 1.969 grams

% Carbonate: 0.5 %

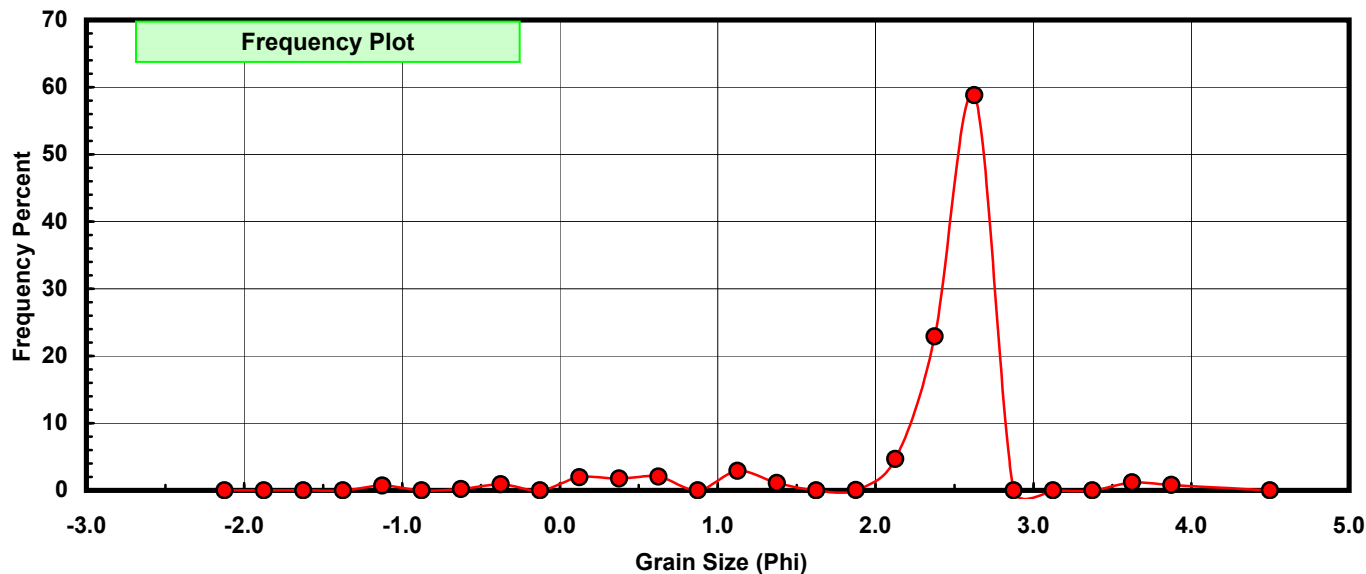
Sieve Size (phi)	Sieve Midpt (phi)	Weight (grams)	Freq Weight %	Cumulative Weight %
-2.00	-2.125	0.000	0.000	0.000
-1.75	-1.875	0.000	0.000	0.000
-1.50	-1.625	0.000	0.000	0.000
-1.25	-1.375	0.000	0.000	0.000
-1.00	-1.125	0.014	0.711	0.711
-0.75	-0.875	0.000	0.000	0.711
-0.50	-0.625	0.004	0.203	0.914
-0.25	-0.375	0.018	0.914	1.828
0.00	-0.125	0.000	0.000	1.828
0.25	0.125	0.038	1.930	3.758
0.50	0.375	0.035	1.778	5.536
0.75	0.625	0.040	2.031	7.567
1.00	0.875	0.000	0.000	7.567
1.25	1.125	0.057	2.895	10.462
1.50	1.375	0.022	1.117	11.579
1.75	1.625	0.000	0.000	11.579
2.00	1.875	0.001	0.051	11.630
2.25	2.125	0.092	4.672	16.303
2.50	2.375	0.451	22.905	39.208
2.75	2.625	1.158	58.812	98.019
3.00	2.875	0.000	0.000	98.019
3.25	3.125	0.000	0.000	98.019
3.50	3.375	0.000	0.000	98.019
3.75	3.625	0.023	1.168	99.187
4.00	3.875	0.016	0.813	100.000
5.00	4.500	0.000	0.000	100.000

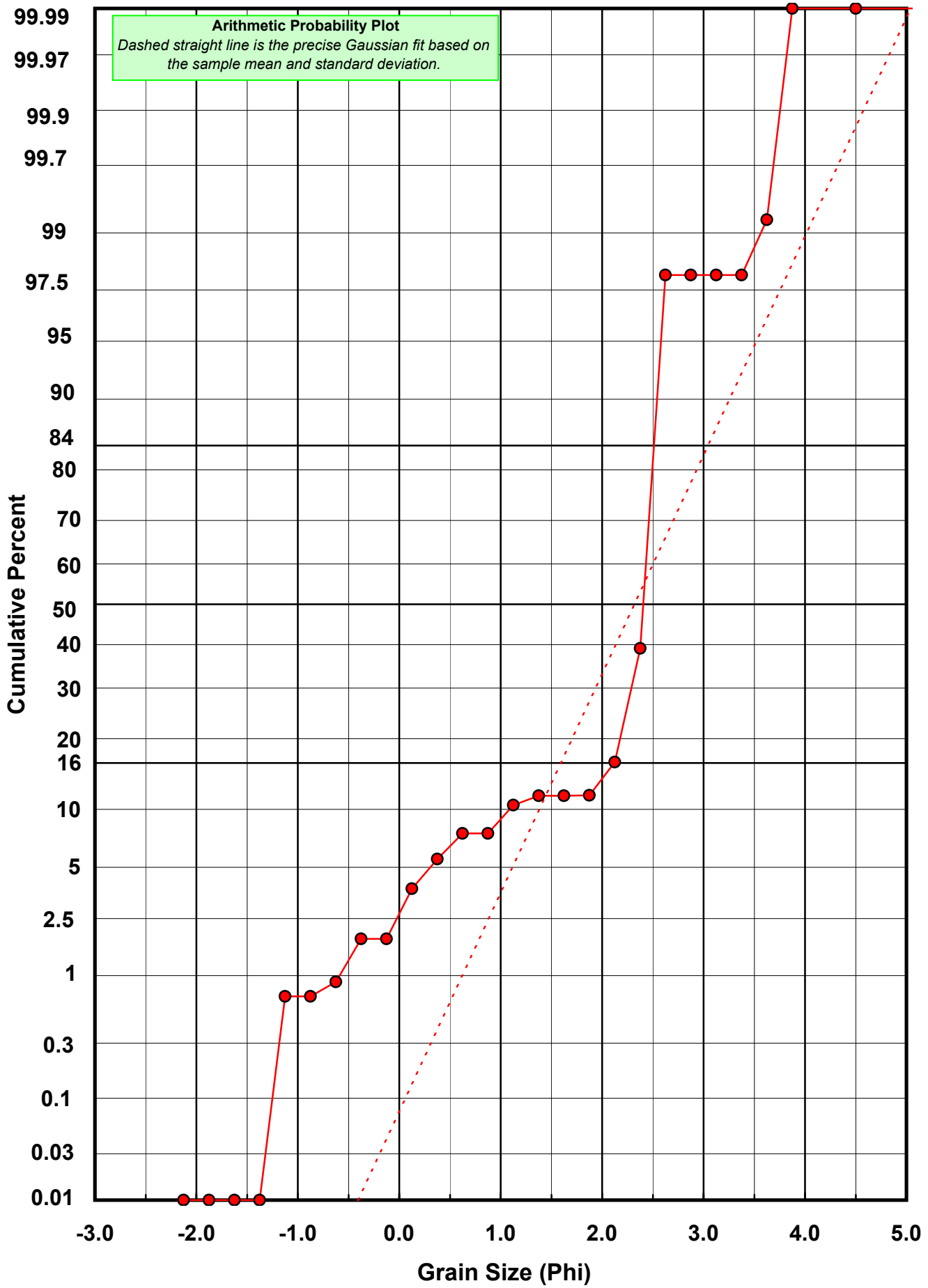
Statistical Results			
Mean:	2.3189	phi	(0.2004 mm)
Standard Dev:	0.7315	phi-units	(0.6023 mm)
Skewness:	-2.4001	dimensionless	
Kurtosis:	9.2780	dimensionless	
5th Moment:	-32.9694	dimensionless	
6th Moment:	134.0014	dimensionless	
RARD *	0.3155	dimensionless	
Median	2.4209	phi	(0.1867 mm)

* RARD = reciprocal absolute relative dispersion (see below)

Statistical Explanation	
Calculations based on the Method of Moments	
Skewness: 3rd Stand. Moment; Exact Gaussian = 0.0	
Kurtosis: 4th Stand. Moment; Exact Gaussian = 3.0	
For Further Explanation, See Calculation Sheets	
Millimeter data calculated by $mm = 2^{(-phi)}$	

Reciprocal Absolute Relative Dispersion (RARD) Scale	
< 0.5	Excellent homogeneity (e.g., beaches)
0.5 to 1.0	Good homogeneity
1.0 to 1.33	Fair homogeneity
> 1.33	Poor homogeneity (e.g., glacial)





Post-Digestion Grain Size Distribution

Onshore Grab Sample

Sample: SJ-42-BB

Total Digested Mass: 61.562 grams

% Silica: 99.5 %

Sieve Size (phi)	Sieve Midpt (phi)	Weight (grams)	Freq Weight %	Cumulative Weight %
-2.00	-2.125	0.000	0.000	0.000
-1.75	-1.875	0.000	0.000	0.000
-1.50	-1.625	0.000	0.000	0.000
-1.25	-1.375	0.000	0.000	0.000
-1.00	-1.125	0.013	0.021	0.021
-0.75	-0.875	0.090	0.146	0.167
-0.50	-0.625	0.163	0.265	0.432
-0.25	-0.375	0.129	0.210	0.642
0.00	-0.125	0.209	0.339	0.981
0.25	0.125	0.376	0.611	1.592
0.50	0.375	0.619	1.005	2.597
0.75	0.625	0.765	1.243	3.840
1.00	0.875	1.410	2.290	6.130
1.25	1.125	1.028	1.670	7.800
1.50	1.375	1.527	2.480	10.281
1.75	1.625	2.371	3.851	14.132
2.00	1.875	3.589	5.830	19.962
2.25	2.125	5.029	8.169	28.131
2.50	2.375	7.509	12.197	40.328
2.75	2.625	14.322	23.264	63.593
3.00	2.875	15.389	24.998	88.590
3.25	3.125	5.021	8.156	96.746
3.50	3.375	1.201	1.951	98.697
3.75	3.625	0.595	0.967	99.664
4.00	3.875	0.207	0.336	100.000
5.00	4.500	0.000	0.000	100.000

Statistical Results			
Mean:	2.4142	phi	(0.1876 mm)
Standard Dev:	0.7097	phi-units	(0.6115 mm)
Skewness:	-1.5437	dimensionless	
Kurtosis:	5.9166	dimensionless	
5th Moment:	-18.4293	dimensionless	
6th Moment:	69.8155	dimensionless	
RARD *	0.2940	dimensionless	
Median	2.4789	phi	(0.1794 mm)

* RARD = reciprocal absolute relative dispersion (see below)

Statistical Explanation	
Calculations based on the Method of Moments	
Skewness: 3rd Stand. Moment; Exact Gaussian = 0.0	
Kurtosis: 4th Stand. Moment; Exact Gaussian = 3.0	
For Further Explanation, See Calculation Sheets	
Millimeter data calculated by $mm = 2^{(-phi)}$	

Reciprocal Absolute Relative Dispersion (RARD) Scale	
< 0.5	Excellent homogeneity (e.g., beaches)
0.5 to 1.0	Good homogeneity
1.0 to 1.33	Fair homogeneity
> 1.33	Poor homogeneity (e.g., glacial)

