

**Onshore Grab Sample**

**Sample:** SJ-39-SS  
**Sample Taken By:** J. Ladner  
**Sample Collected On:** 12/1/03  
**Splits?** N/A

**County:** St. Johns  
**Latitude:** 29° 43' 38.4"  
**Longitude:** 81° 14' 5.9"  
**Datum:** WGS 84  
**Surf. Elev:** N/A  
**Datum:** N/A

**Fine Data Summary**

Total Sample Weight 64.001 grams  
Total Fines in Sample 1.262 grams  
Total Percent Fines 1.93 %

**Dry Sieving Summary**

Total Sample Weight 62.640 grams  
Total Digested Weight 61.614 grams  
Total Carbonate Weight 1.026 grams  
Total Silica % 98.36 %  
Total Carbonate % 1.64 %  
Carbonate/Silica Ratio 0.017

**General Comments:**

None

**Description**

Worked By: M. Lachance

# Pre-Digestion Grain Size Distribution

Onshore Grab Sample

Sample: SJ-39-SS

Total Sample Mass: 62.640 grams

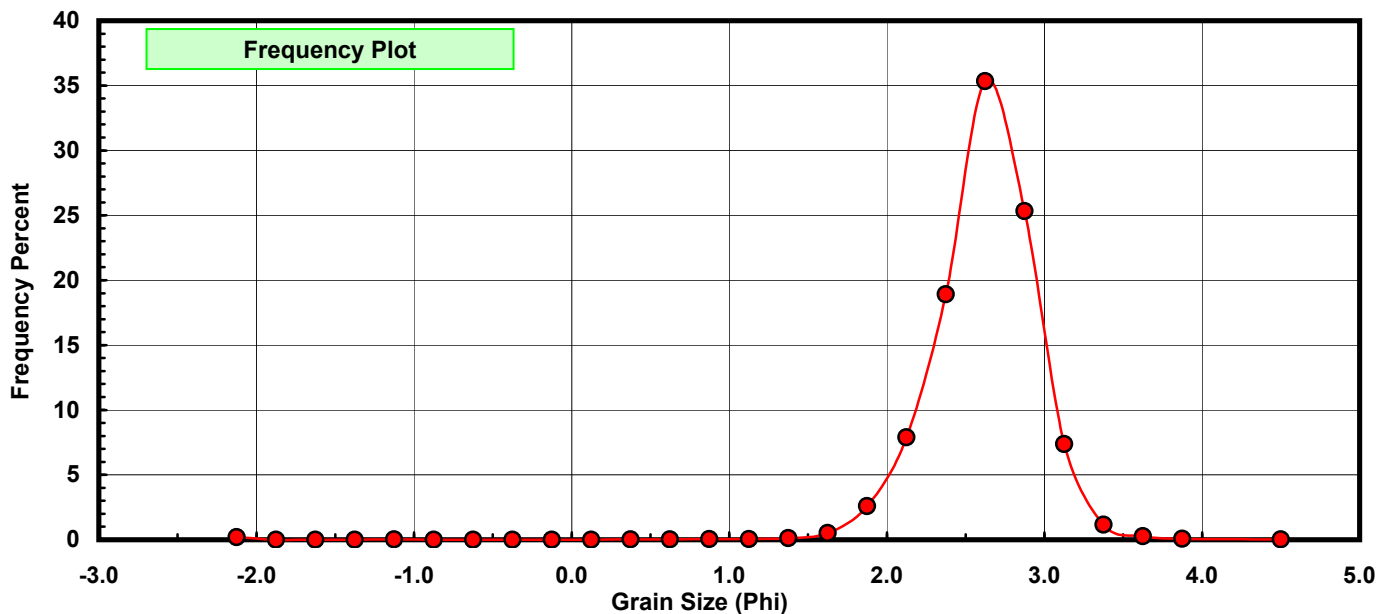
Sieve Size (phi)	Sieve Midpt (phi)	Weight (grams)	Freq Weight %	Cumulative Weight %
-2.00	-2.125	0.120	0.192	0.192
-1.75	-1.875	0.000	0.000	0.192
-1.50	-1.625	0.000	0.000	0.192
-1.25	-1.375	0.000	0.000	0.192
-1.00	-1.125	0.009	0.014	0.206
-0.75	-0.875	0.000	0.000	0.206
-0.50	-0.625	0.000	0.000	0.206
-0.25	-0.375	0.003	0.005	0.211
0.00	-0.125	0.000	0.000	0.211
0.25	0.125	0.003	0.005	0.216
0.50	0.375	0.010	0.016	0.231
0.75	0.625	0.013	0.021	0.252
1.00	0.875	0.025	0.040	0.292
1.25	1.125	0.036	0.057	0.350
1.50	1.375	0.083	0.133	0.482
1.75	1.625	0.327	0.522	1.004
2.00	1.875	1.623	2.591	3.595
2.25	2.125	4.948	7.899	11.494
2.50	2.375	11.855	18.926	30.420
2.75	2.625	22.133	35.334	65.754
3.00	2.875	15.869	25.334	91.087
3.25	3.125	4.625	7.383	98.471
3.50	3.375	0.725	1.157	99.628
3.75	3.625	0.172	0.275	99.903
4.00	3.875	0.053	0.085	99.987
5.00	4.500	0.008	0.013	100.000

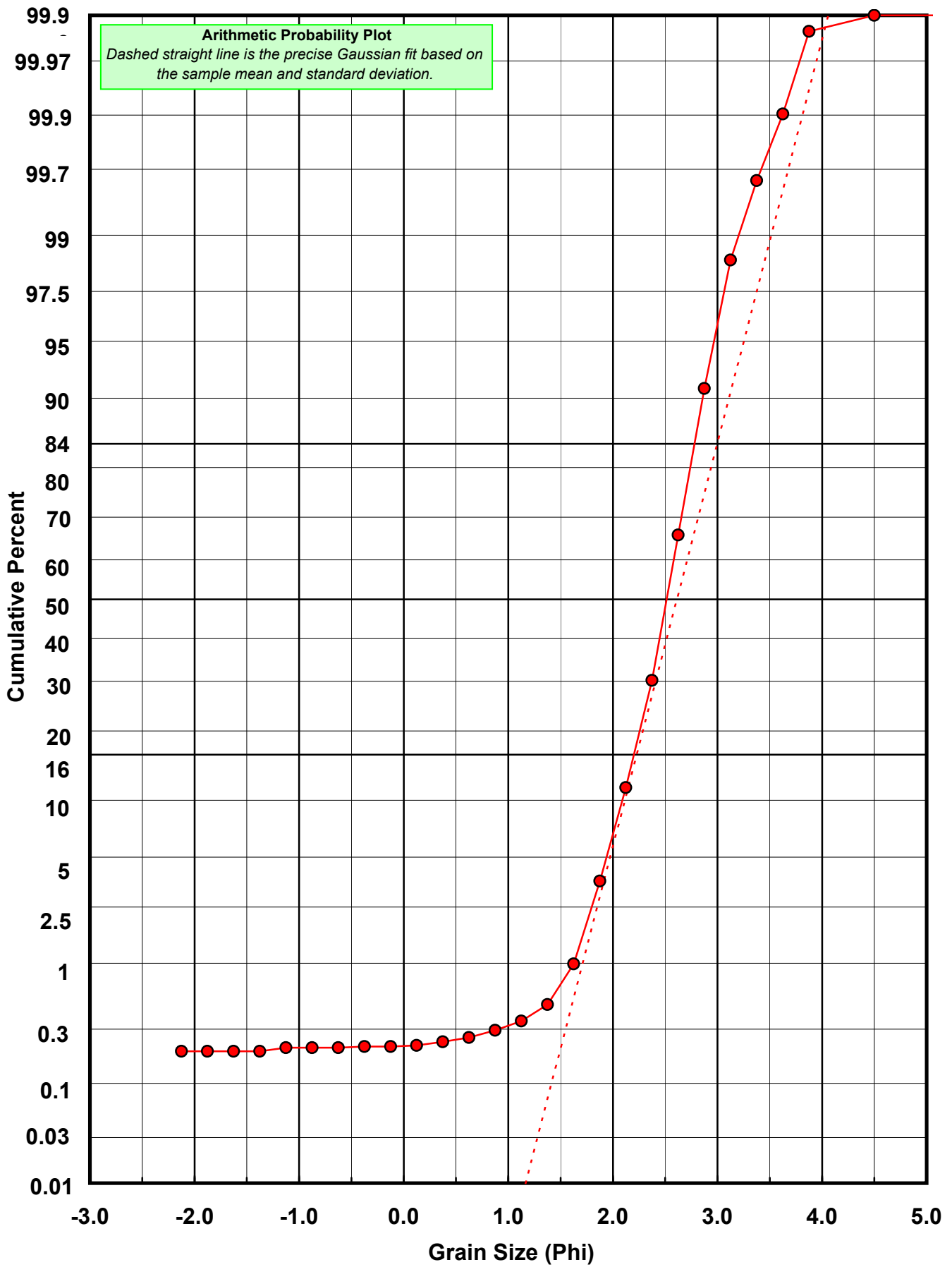
Statistical Results			
Mean:	2.6126	phi	(0.1635 mm)
Standard Dev:	0.3888	phi-units	(0.7638 mm)
Skewness:	-3.8948	dimensionless	
Kurtosis:	46.7125	dimensionless	
5th Moment:	-540.1583	dimensionless	
6th Moment:	6527.2748	dimensionless	
RARD *	0.1488	dimensionless	
Median	2.5135	phi	(0.1751 mm)

\* RARD = reciprocal absolute relative dispersion (see below)

Statistical Explanation	
Calculations based on the Method of Moments	
Skewness: 3rd Stand. Moment; Exact Gaussian = 0.0	
Kurtosis: 4th Stand. Moment; Exact Gaussian = 3.0	
For Further Explanation, See Calculation Sheets	
Millimeter data calculated by $mm = 2^{(-phi)}$	

Reciprocal Absolute Relative Dispersion (RARD) Scale	
< 0.5	Excellent homogeneity (e.g., beaches)
0.5 to 1.0	Good homogeneity
1.0 to 1.33	Fair homogeneity
> 1.33	Poor homogeneity (e.g., glacial)





# Carbonate Grain Size Distribution

Onshore Grab Sample

Sample: SJ-39-SS

Total Carbonate Mass: 2.463 grams

% Carbonate: 1.6 %

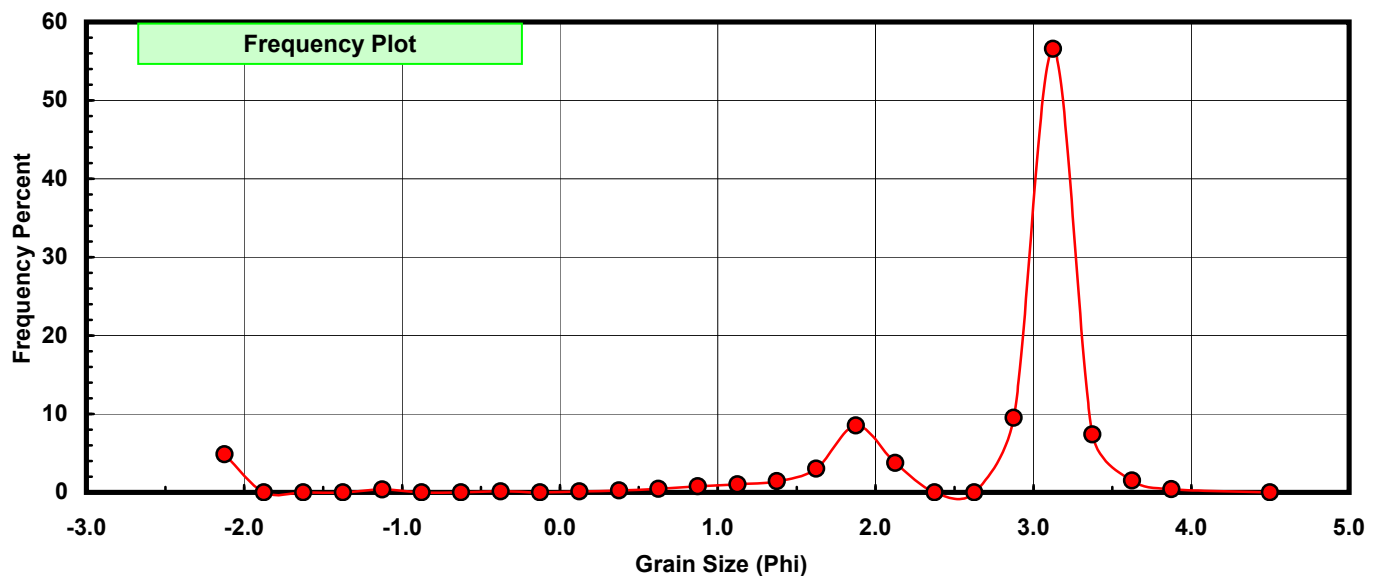
Sieve Size (phi)	Sieve Midpt (phi)	Weight (grams)	Freq Weight %	Cumulative Weight %
-2.00	-2.125	0.120	4.872	4.872
-1.75	-1.875	0.000	0.000	4.872
-1.50	-1.625	0.000	0.000	4.872
-1.25	-1.375	0.000	0.000	4.872
-1.00	-1.125	0.009	0.365	5.238
-0.75	-0.875	0.000	0.000	5.238
-0.50	-0.625	0.000	0.000	5.238
-0.25	-0.375	0.003	0.122	5.359
0.00	-0.125	0.000	0.000	5.359
0.25	0.125	0.003	0.122	5.481
0.50	0.375	0.006	0.244	5.725
0.75	0.625	0.011	0.447	6.171
1.00	0.875	0.019	0.771	6.943
1.25	1.125	0.025	1.015	7.958
1.50	1.375	0.035	1.421	9.379
1.75	1.625	0.074	3.004	12.383
2.00	1.875	0.210	8.526	20.909
2.25	2.125	0.092	3.735	24.645
2.50	2.375	0.000	0.000	24.645
2.75	2.625	0.000	0.000	24.645
3.00	2.875	0.234	9.501	34.145
3.25	3.125	1.393	56.557	90.702
3.50	3.375	0.182	7.389	98.092
3.75	3.625	0.037	1.502	99.594
4.00	3.875	0.010	0.406	100.000
5.00	4.500	0.000	0.000	100.000

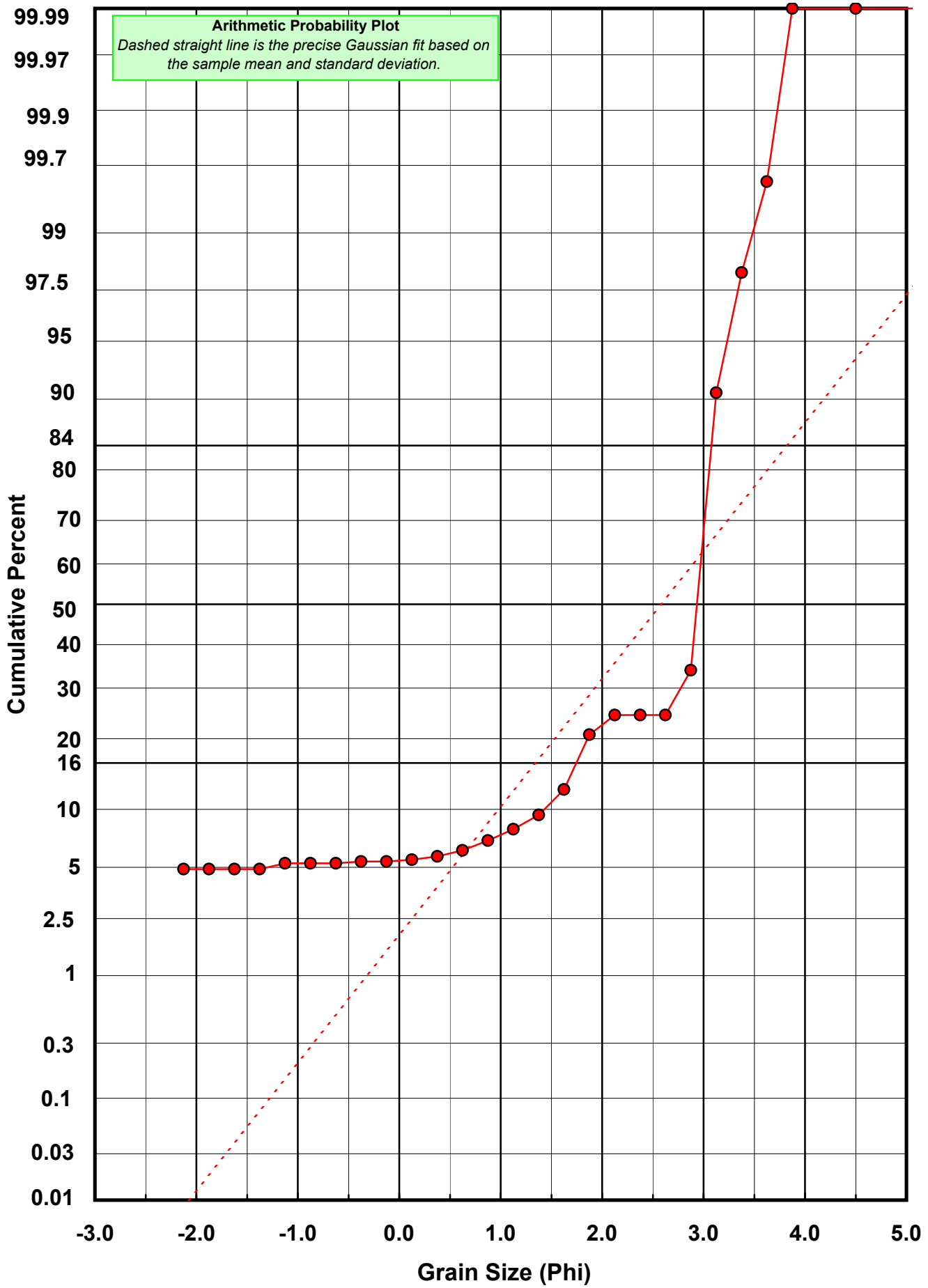
Statistical Results			
Mean:	2.5817	phi	(0.167 mm)
Standard Dev:	1.2505	phi-units	(0.4203 mm)
Skewness:	-2.7480	dimensionless	
Kurtosis:	10.2872	dimensionless	
5th Moment:	-37.8983	dimensionless	
6th Moment:	141.5090	dimensionless	
RARD *	0.4844	dimensionless	
Median	2.9451	phi	(0.1298 mm)

\* RARD = reciprocal absolute relative dispersion (see below)

Statistical Explanation	
Calculations based on the Method of Moments	
Skewness: 3rd Stand. Moment; Exact Gaussian = 0.0	
Kurtosis: 4th Stand. Moment; Exact Gaussian = 3.0	
For Further Explanation, See Calculation Sheets	
Millimeter data calculated by $mm = 2^{(-phi)}$	

Reciprocal Absolute Relative Dispersion (RARD) Scale	
< 0.5	Excellent homogeneity (e.g., beaches)
0.5 to 1.0	Good homogeneity
1.0 to 1.33	Fair homogeneity
> 1.33	Poor homogeneity (e.g., glacial)





# Post-Digestion Grain Size Distribution

Onshore Grab Sample

Sample: SJ-39-SS

Total Digested Mass: 61.598 grams

% Silica: 98.4 %

Sieve Size (phi)	Sieve Midpt (phi)	Weight (grams)	Freq Weight %	Cumulative Weight %
-2.00	-2.125	0.000	0.000	0.000
-1.75	-1.875	0.000	0.000	0.000
-1.50	-1.625	0.000	0.000	0.000
-1.25	-1.375	0.000	0.000	0.000
-1.00	-1.125	0.000	0.000	0.000
-0.75	-0.875	0.000	0.000	0.000
-0.50	-0.625	0.000	0.000	0.000
-0.25	-0.375	0.000	0.000	0.000
0.00	-0.125	0.000	0.000	0.000
0.25	0.125	0.000	0.000	0.000
0.50	0.375	0.004	0.006	0.006
0.75	0.625	0.002	0.003	0.010
1.00	0.875	0.006	0.010	0.019
1.25	1.125	0.011	0.018	0.037
1.50	1.375	0.048	0.078	0.115
1.75	1.625	0.253	0.411	0.526
2.00	1.875	1.413	2.294	2.820
2.25	2.125	4.856	7.883	10.703
2.50	2.375	13.171	21.382	32.085
2.75	2.625	22.246	36.115	68.200
3.00	2.875	15.635	25.382	93.583
3.25	3.125	3.232	5.247	98.830
3.50	3.375	0.543	0.882	99.711
3.75	3.625	0.135	0.219	99.930
4.00	3.875	0.043	0.070	100.000
5.00	4.500	0.000	0.000	100.000

Statistical Results			
Mean:	2.6086	phi	(0.164 mm)
Standard Dev:	0.3015	phi-units	(0.8114 mm)
Skewness:	-0.3121	dimensionless	
Kurtosis:	4.0965	dimensionless	
5th Moment:	-4.6023	dimensionless	
6th Moment:	45.8171	dimensionless	
RARD *	0.1156	dimensionless	
Median	2.4990	phi	(0.1769 mm)

\* RARD = reciprocal absolute relative dispersion (see below)

Statistical Explanation	
Calculations based on the Method of Moments	
Skewness: 3rd Stand. Moment; Exact Gaussian = 0.0	
Kurtosis: 4th Stand. Moment; Exact Gaussian = 3.0	
For Further Explanation, See Calculation Sheets	
Millimeter data calculated by $mm = 2^{(-phi)}$	

Reciprocal Absolute Relative Dispersion (RARD) Scale	
< 0.5	Excellent homogeneity (e.g., beaches)
0.5 to 1.0	Good homogeneity
1.0 to 1.33	Fair homogeneity
> 1.33	Poor homogeneity (e.g., glacial)

