

Onshore Grab Sample

Sample: SJ-38-SS
Sample Taken By: J. Ladner
Sample Collected On: 12/1/03
Splits? N/A

County: St. Johns
Latitude: 29° 44' 26.5"
Longitude: 81° 14' 26.1"
Datum: WGS 84
Surf. Elev: N/A
Datum: N/A

Fine Data Summary

Total Sample Weight 59.354 grams
Total Fines in Sample 0.481 grams
Total Percent Fines 0.80 %

Dry Sieving Summary

Total Sample Weight 58.692 grams
Total Digested Weight 58.072 grams
Total Carbonate Weight 0.620 grams
Total Silica % 98.94 %
Total Carbonate % 1.06 %
Carbonate/Silica Ratio 0.011

General Comments:

None

Description

Worked By: M. Lachance

Pre-Digestion Grain Size Distribution

Onshore Grab Sample

Sample: SJ-38-SS

Total Sample Mass: 58.692 grams

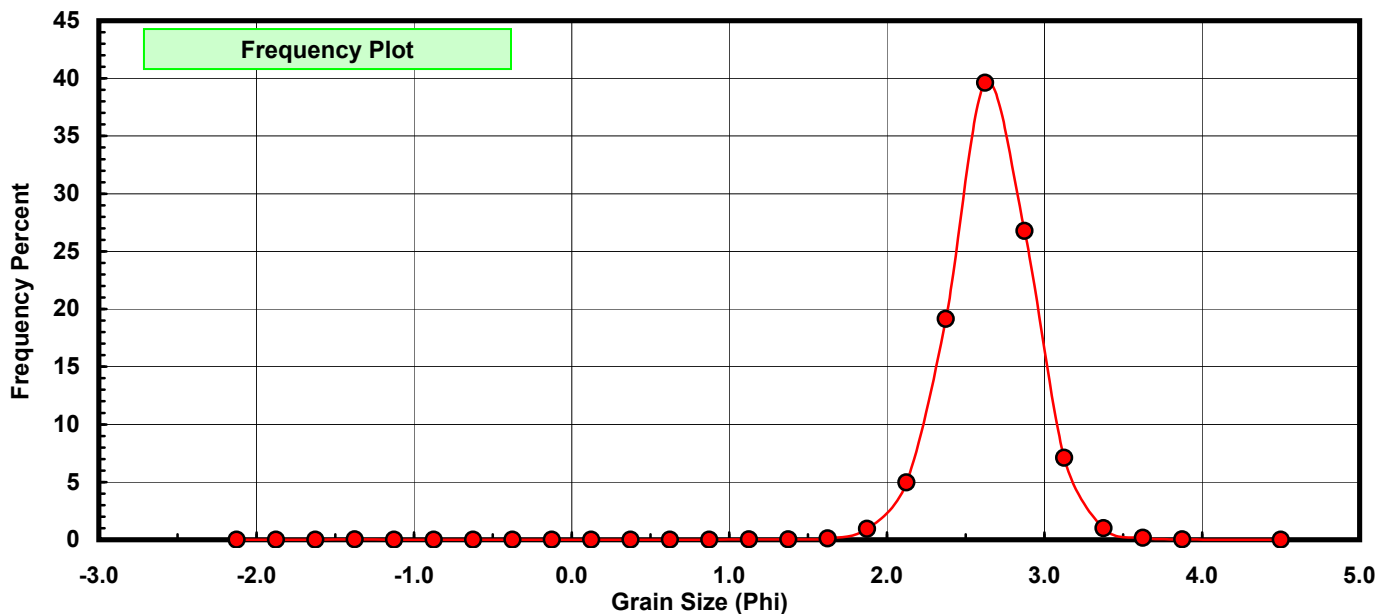
Sieve Size (phi)	Sieve Midpt (phi)	Weight (grams)	Freq Weight %	Cumulative Weight %
-2.00	-2.125	0.000	0.000	0.000
-1.75	-1.875	0.000	0.000	0.000
-1.50	-1.625	0.000	0.000	0.000
-1.25	-1.375	0.014	0.024	0.024
-1.00	-1.125	0.000	0.000	0.024
-0.75	-0.875	0.000	0.000	0.024
-0.50	-0.625	0.008	0.014	0.037
-0.25	-0.375	0.000	0.000	0.037
0.00	-0.125	0.000	0.000	0.037
0.25	0.125	0.003	0.005	0.043
0.50	0.375	0.006	0.010	0.053
0.75	0.625	0.007	0.012	0.065
1.00	0.875	0.006	0.010	0.075
1.25	1.125	0.011	0.019	0.094
1.50	1.375	0.016	0.027	0.121
1.75	1.625	0.071	0.121	0.242
2.00	1.875	0.557	0.949	1.191
2.25	2.125	2.907	4.953	6.144
2.50	2.375	11.243	19.156	25.300
2.75	2.625	23.249	39.612	64.912
3.00	2.875	15.711	26.769	91.680
3.25	3.125	4.172	7.108	98.789
3.50	3.375	0.589	1.004	99.792
3.75	3.625	0.095	0.162	99.954
4.00	3.875	0.023	0.039	99.993
5.00	4.500	0.004	0.007	100.000

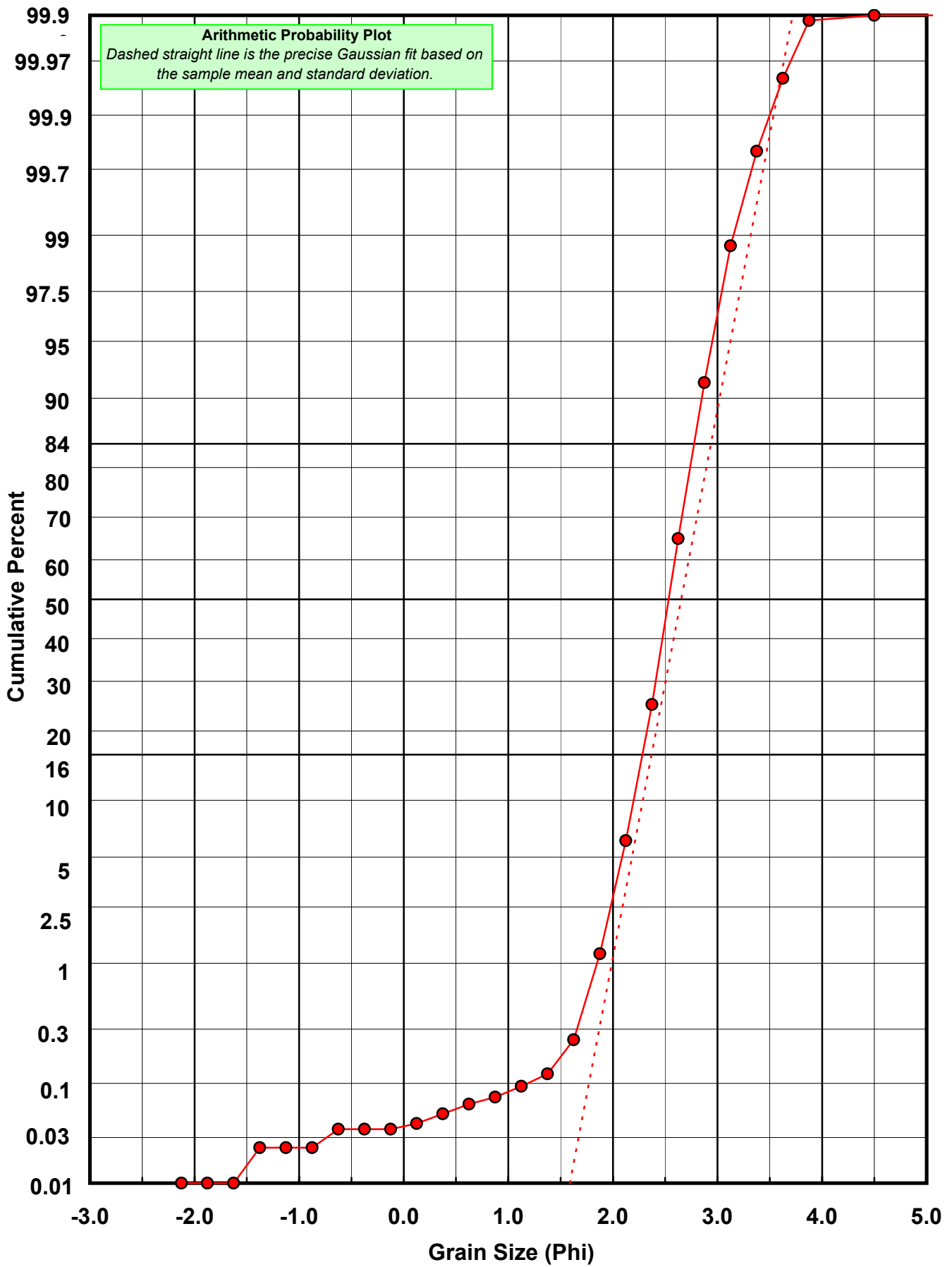
Statistical Results			
Mean:	2.6534	phi	(0.1589 mm)
Standard Dev:	0.2861	phi-units	(0.8201 mm)
Skewness:	-1.1180	dimensionless	
Kurtosis:	16.4127	dimensionless	
5th Moment:	-171.7503	dimensionless	
6th Moment:	2308.8389	dimensionless	
RARD *	0.1078	dimensionless	
Median	2.5309	phi	(0.173 mm)

* RARD = reciprocal absolute relative dispersion (see below)

Statistical Explanation	
Calculations based on the Method of Moments	
Skewness: 3rd Stand. Moment; Exact Gaussian = 0.0	
Kurtosis: 4th Stand. Moment; Exact Gaussian = 3.0	
For Further Explanation, See Calculation Sheets	
Millimeter data calculated by $mm = 2^{(-phi)}$	

Reciprocal Absolute Relative Dispersion (RARD) Scale	
< 0.5	Excellent homogeneity (e.g., beaches)
0.5 to 1.0	Good homogeneity
1.0 to 1.33	Fair homogeneity
> 1.33	Poor homogeneity (e.g., glacial)





Carbonate Grain Size Distribution

Onshore Grab Sample

Sample: SJ-38-SS

Total Carbonate Mass: 1.830 grams

% Carbonate: 1.1 %

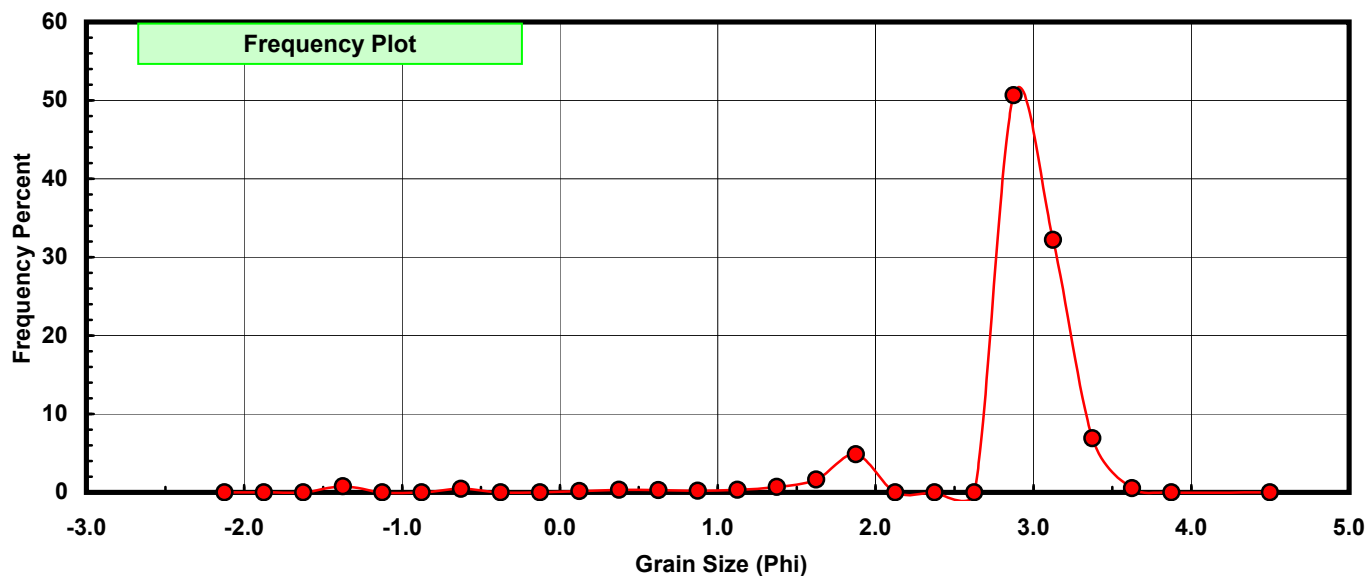
Sieve Size (phi)	Sieve Midpt (phi)	Weight (grams)	Freq Weight %	Cumulative Weight %
-2.00	-2.125	0.000	0.000	0.000
-1.75	-1.875	0.000	0.000	0.000
-1.50	-1.625	0.000	0.000	0.000
-1.25	-1.375	0.014	0.765	0.765
-1.00	-1.125	0.000	0.000	0.765
-0.75	-0.875	0.000	0.000	0.765
-0.50	-0.625	0.008	0.437	1.202
-0.25	-0.375	0.000	0.000	1.202
0.00	-0.125	0.000	0.000	1.202
0.25	0.125	0.003	0.164	1.366
0.50	0.375	0.006	0.328	1.694
0.75	0.625	0.005	0.273	1.967
1.00	0.875	0.004	0.219	2.186
1.25	1.125	0.006	0.328	2.514
1.50	1.375	0.013	0.710	3.224
1.75	1.625	0.030	1.639	4.863
2.00	1.875	0.089	4.863	9.727
2.25	2.125	0.000	0.000	9.727
2.50	2.375	0.000	0.000	9.727
2.75	2.625	0.000	0.000	9.727
3.00	2.875	0.927	50.656	60.383
3.25	3.125	0.589	32.186	92.568
3.50	3.375	0.126	6.885	99.454
3.75	3.625	0.010	0.546	100.000
4.00	3.875	0.000	0.000	100.000
5.00	4.500	0.000	0.000	100.000

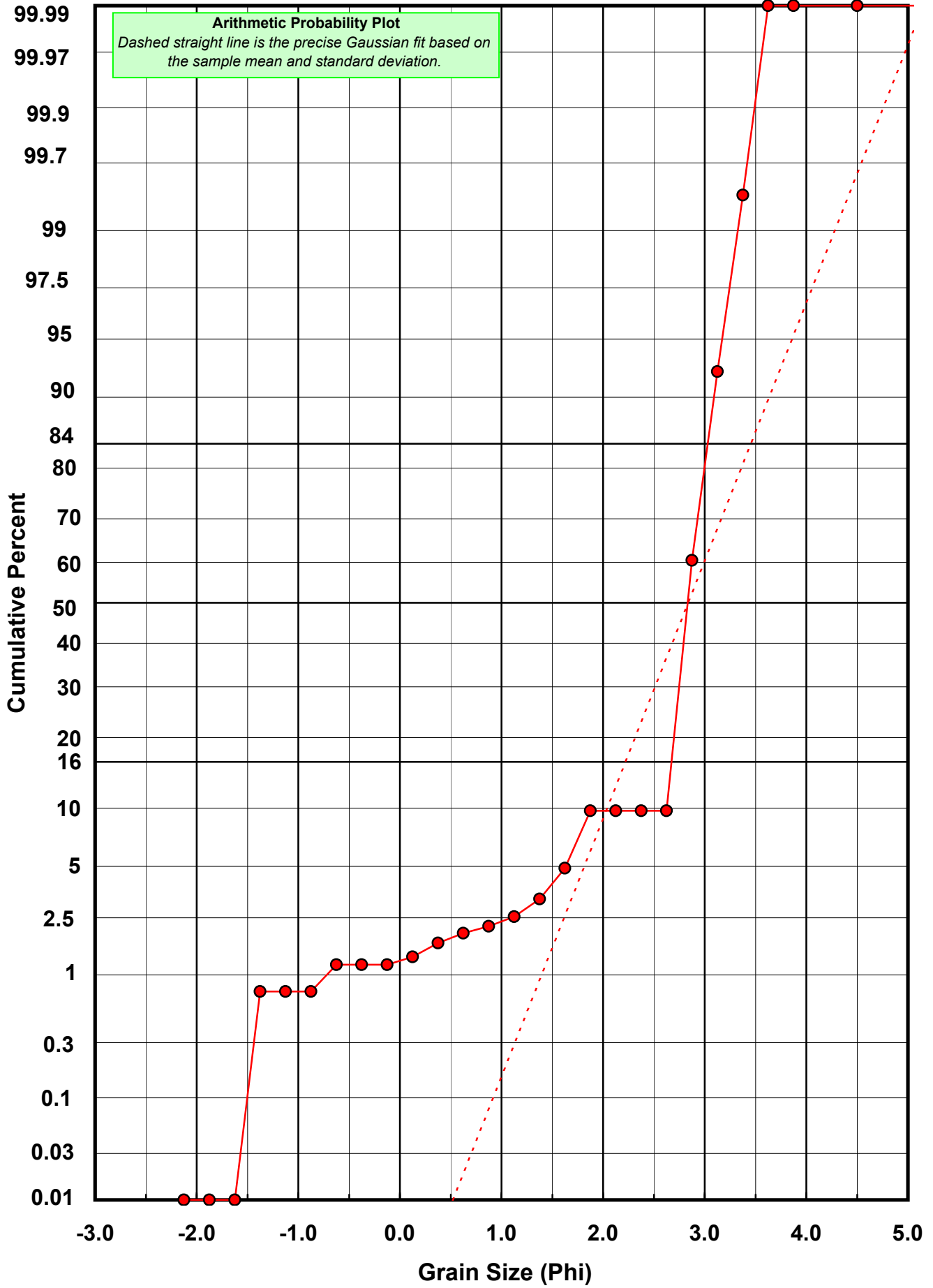
Statistical Results			
Mean:	2.8374	phi	(0.1399 mm)
Standard Dev:	0.6217	phi-units	(0.6499 mm)
Skewness:	-4.0428	dimensionless	
Kurtosis:	23.3819	dimensionless	
5th Moment:	-142.6202	dimensionless	
6th Moment:	906.9835	dimensionless	
RARD *	0.2191	dimensionless	
Median	2.8238	phi	(0.1412 mm)

* RARD = reciprocal absolute relative dispersion (see below)

Statistical Explanation	
Calculations based on the Method of Moments	
Skewness: 3rd Stand. Moment; Exact Gaussian = 0.0	
Kurtosis: 4th Stand. Moment; Exact Gaussian = 3.0	
For Further Explanation, See Calculation Sheets	
Millimeter data calculated by $mm = 2^{(-phi)}$	

Reciprocal Absolute Relative Dispersion (RARD) Scale	
< 0.5	Excellent homogeneity (e.g., beaches)
0.5 to 1.0	Good homogeneity
1.0 to 1.33	Fair homogeneity
> 1.33	Poor homogeneity (e.g., glacial)





Post-Digestion Grain Size Distribution

Onshore Grab Sample

Sample: SJ-38-SS

Total Digested Mass: 58.066 grams

% Silica: 98.9 %

Sieve Size (phi)	Sieve Midpt (phi)	Weight (grams)	Freq Weight %	Cumulative Weight %
-2.00	-2.125	0.000	0.000	0.000
-1.75	-1.875	0.000	0.000	0.000
-1.50	-1.625	0.000	0.000	0.000
-1.25	-1.375	0.000	0.000	0.000
-1.00	-1.125	0.000	0.000	0.000
-0.75	-0.875	0.000	0.000	0.000
-0.50	-0.625	0.000	0.000	0.000
-0.25	-0.375	0.000	0.000	0.000
0.00	-0.125	0.000	0.000	0.000
0.25	0.125	0.000	0.000	0.000
0.50	0.375	0.000	0.000	0.000
0.75	0.625	0.002	0.003	0.003
1.00	0.875	0.002	0.003	0.007
1.25	1.125	0.005	0.009	0.015
1.50	1.375	0.003	0.005	0.021
1.75	1.625	0.041	0.071	0.091
2.00	1.875	0.468	0.806	0.897
2.25	2.125	2.946	5.074	5.971
2.50	2.375	11.854	20.415	26.385
2.75	2.625	23.801	40.990	67.375
3.00	2.875	14.784	25.461	92.836
3.25	3.125	3.583	6.171	99.006
3.50	3.375	0.463	0.797	99.804
3.75	3.625	0.085	0.146	99.950
4.00	3.875	0.029	0.050	100.000
5.00	4.500	0.000	0.000	100.000

Statistical Results			
Mean:	2.6441	phi	(0.16 mm)
Standard Dev:	0.2648	phi-units	(0.8323 mm)
Skewness:	-0.0520	dimensionless	
Kurtosis:	3.8583	dimensionless	
5th Moment:	-1.2558	dimensionless	
6th Moment:	39.1225	dimensionless	
RARD *	0.1001	dimensionless	
Median	2.5190	phi	(0.1745 mm)

* RARD = reciprocal absolute relative dispersion (see below)

Statistical Explanation	
Calculations based on the Method of Moments	
Skewness: 3rd Stand. Moment; Exact Gaussian = 0.0	
Kurtosis: 4th Stand. Moment; Exact Gaussian = 3.0	
For Further Explanation, See Calculation Sheets	
Millimeter data calculated by $mm = 2^{(-phi)}$	

Reciprocal Absolute Relative Dispersion (RARD) Scale	
< 0.5	Excellent homogeneity (e.g., beaches)
0.5 to 1.0	Good homogeneity
1.0 to 1.33	Fair homogeneity
> 1.33	Poor homogeneity (e.g., glacial)

