

Onshore Grab Sample

Sample: SJ-38-BB
Sample Taken By: J. Ladner
Sample Collected On: 12/1/03
Splits? N/A

County: St. Johns
Latitude: 29° 44' 25.9"
Longitude: 81° 14' 28.8"
Datum: WGS 84
Surf. Elev: N/A
Datum: N/A

Fine Data Summary

Total Sample Weight 66.595 grams
Total Fines in Sample 0.103 grams
Total Percent Fines 0.15 %

Dry Sieving Summary

Total Sample Weight 66.437 grams
Total Digested Weight 65.538 grams
Total Carbonate Weight 0.899 grams
Total Silica % 98.65 %
Total Carbonate % 1.35 %
Carbonate/Silica Ratio 0.014

General Comments:

None

Description

Worked By: M. Lachance

Pre-Digestion Grain Size Distribution

Onshore Grab Sample

Sample: SJ-38-BB

Total Sample Mass: 66.437 grams

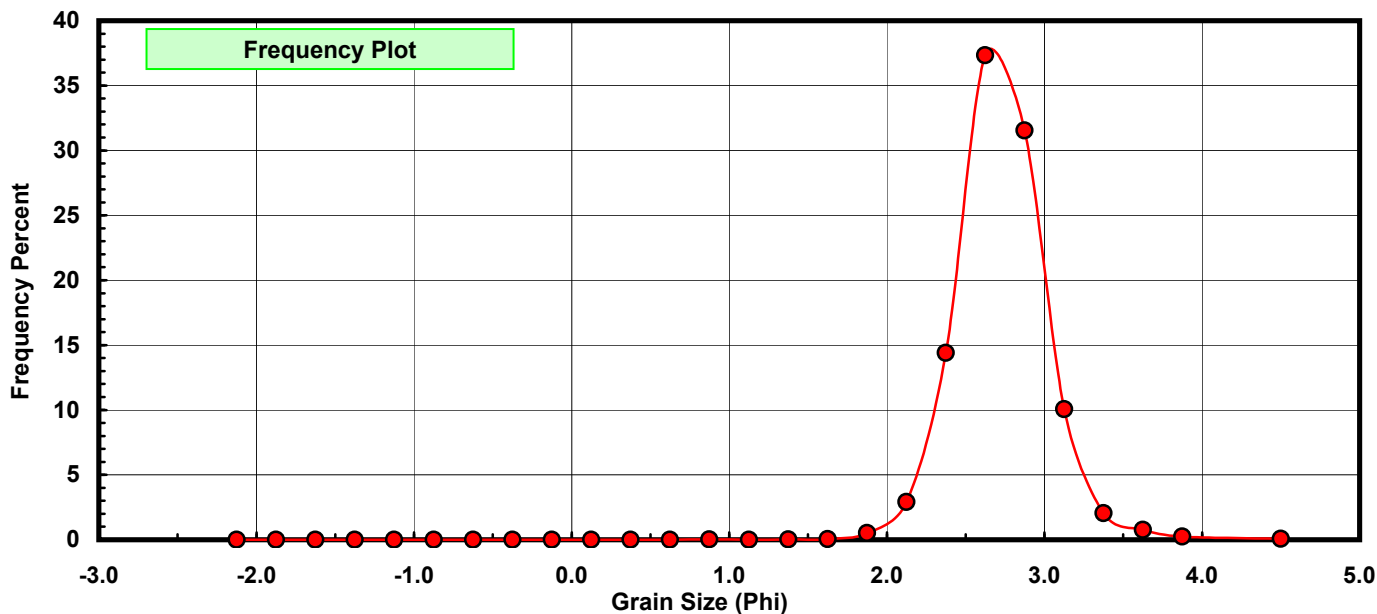
Sieve Size (phi)	Sieve Midpt (phi)	Weight (grams)	Freq Weight %	Cumulative Weight %
-2.00	-2.125	0.000	0.000	0.000
-1.75	-1.875	0.000	0.000	0.000
-1.50	-1.625	0.000	0.000	0.000
-1.25	-1.375	0.000	0.000	0.000
-1.00	-1.125	0.000	0.000	0.000
-0.75	-0.875	0.000	0.000	0.000
-0.50	-0.625	0.001	0.002	0.002
-0.25	-0.375	0.000	0.000	0.002
0.00	-0.125	0.000	0.000	0.002
0.25	0.125	0.004	0.006	0.008
0.50	0.375	0.005	0.008	0.015
0.75	0.625	0.001	0.002	0.017
1.00	0.875	0.009	0.014	0.030
1.25	1.125	0.007	0.011	0.041
1.50	1.375	0.009	0.014	0.054
1.75	1.625	0.025	0.038	0.092
2.00	1.875	0.344	0.518	0.610
2.25	2.125	1.926	2.899	3.509
2.50	2.375	9.571	14.406	17.915
2.75	2.625	24.811	37.345	55.260
3.00	2.875	20.952	31.537	86.797
3.25	3.125	6.683	10.059	96.856
3.50	3.375	1.356	2.041	98.897
3.75	3.625	0.512	0.771	99.667
4.00	3.875	0.166	0.250	99.917
5.00	4.500	0.055	0.083	100.000

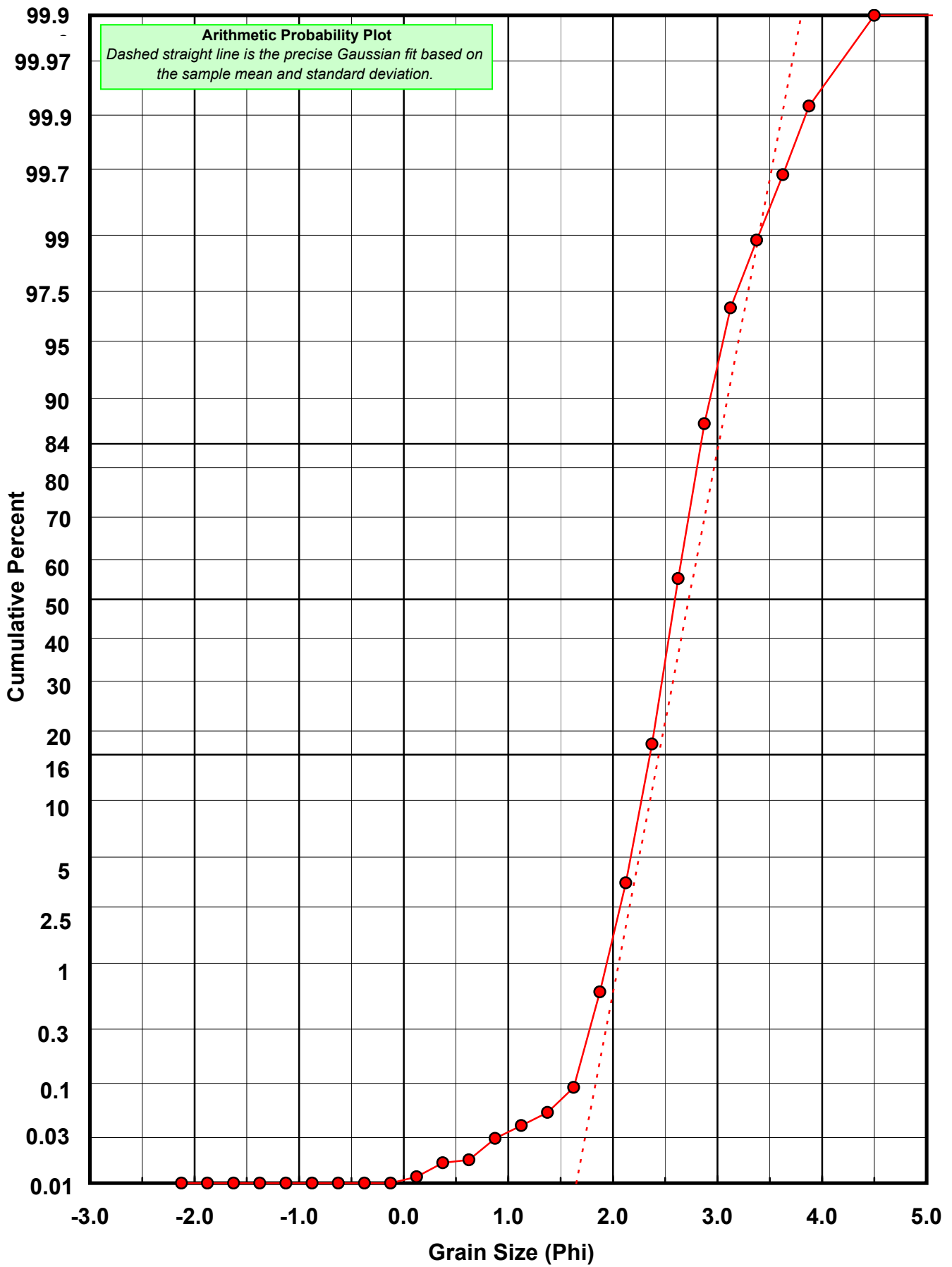
Statistical Results			
Mean:	2.7261	phi	(0.1511 mm)
Standard Dev:	0.2886	phi-units	(0.8187 mm)
Skewness:	0.2548	dimensionless	
Kurtosis:	6.3201	dimensionless	
5th Moment:	-1.3851	dimensionless	
6th Moment:	182.5571	dimensionless	
RARD *	0.1059	dimensionless	
Median	2.5898	phi	(0.1661 mm)

* RARD = reciprocal absolute relative dispersion (see below)

Statistical Explanation
Calculations based on the Method of Moments
Skewness: 3rd Stand. Moment; Exact Gaussian = 0.0
Kurtosis: 4th Stand. Moment; Exact Gaussian = 3.0
For Further Explanation, See Calculation Sheets
Millimeter data calculated by $mm = 2^{(-phi)}$

Reciprocal Absolute Relative Dispersion (RARD) Scale	
< 0.5	Excellent homogeneity (e.g., beaches)
0.5 to 1.0	Good homogeneity
1.0 to 1.33	Fair homogeneity
> 1.33	Poor homogeneity (e.g., glacial)





Carbonate Grain Size Distribution

Onshore Grab Sample

Sample: SJ-38-BB

Total Carbonate Mass: 2.737 grams

% Carbonate: 1.4 %

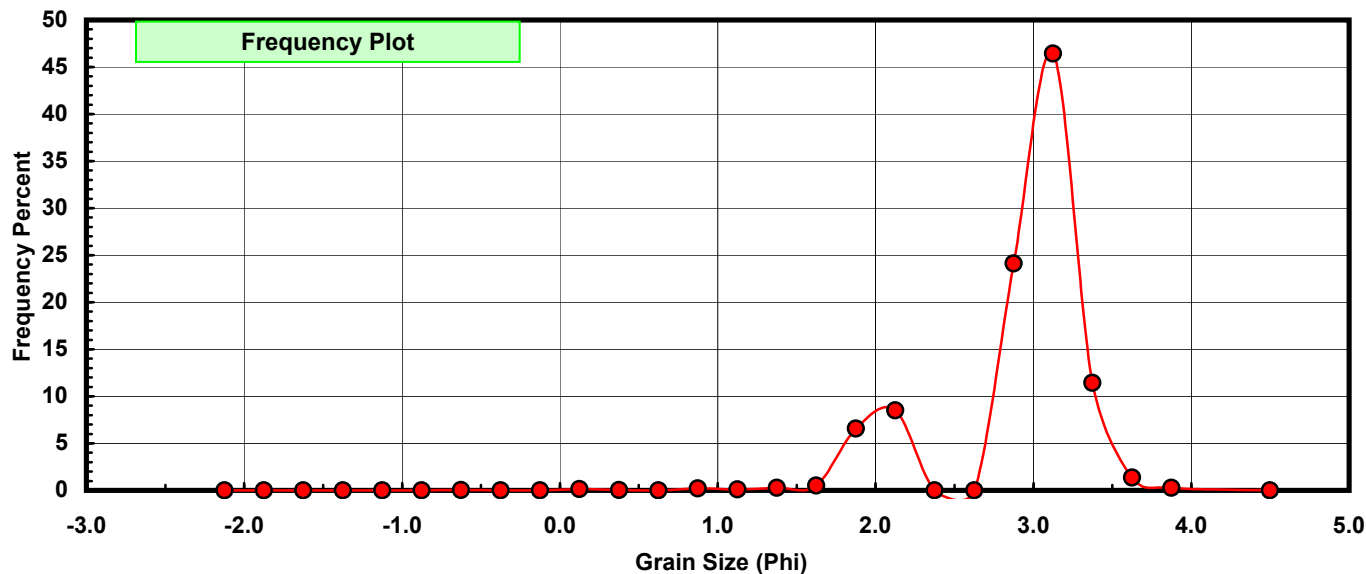
Sieve Size (phi)	Sieve Midpt (phi)	Weight (grams)	Freq Weight %	Cumulative Weight %
-2.00	-2.125	0.000	0.000	0.000
-1.75	-1.875	0.000	0.000	0.000
-1.50	-1.625	0.000	0.000	0.000
-1.25	-1.375	0.000	0.000	0.000
-1.00	-1.125	0.000	0.000	0.000
-0.75	-0.875	0.000	0.000	0.000
-0.50	-0.625	0.001	0.037	0.037
-0.25	-0.375	0.000	0.000	0.037
0.00	-0.125	0.000	0.000	0.037
0.25	0.125	0.004	0.146	0.183
0.50	0.375	0.001	0.037	0.219
0.75	0.625	0.000	0.000	0.219
1.00	0.875	0.006	0.219	0.438
1.25	1.125	0.003	0.110	0.548
1.50	1.375	0.007	0.256	0.804
1.75	1.625	0.014	0.512	1.315
2.00	1.875	0.180	6.577	7.892
2.25	2.125	0.233	8.513	16.405
2.50	2.375	0.000	0.000	16.405
2.75	2.625	0.000	0.000	16.405
3.00	2.875	0.660	24.114	40.519
3.25	3.125	1.271	46.438	86.957
3.50	3.375	0.313	11.436	98.392
3.75	3.625	0.037	1.352	99.744
4.00	3.875	0.007	0.256	100.000
5.00	4.500	0.000	0.000	100.000

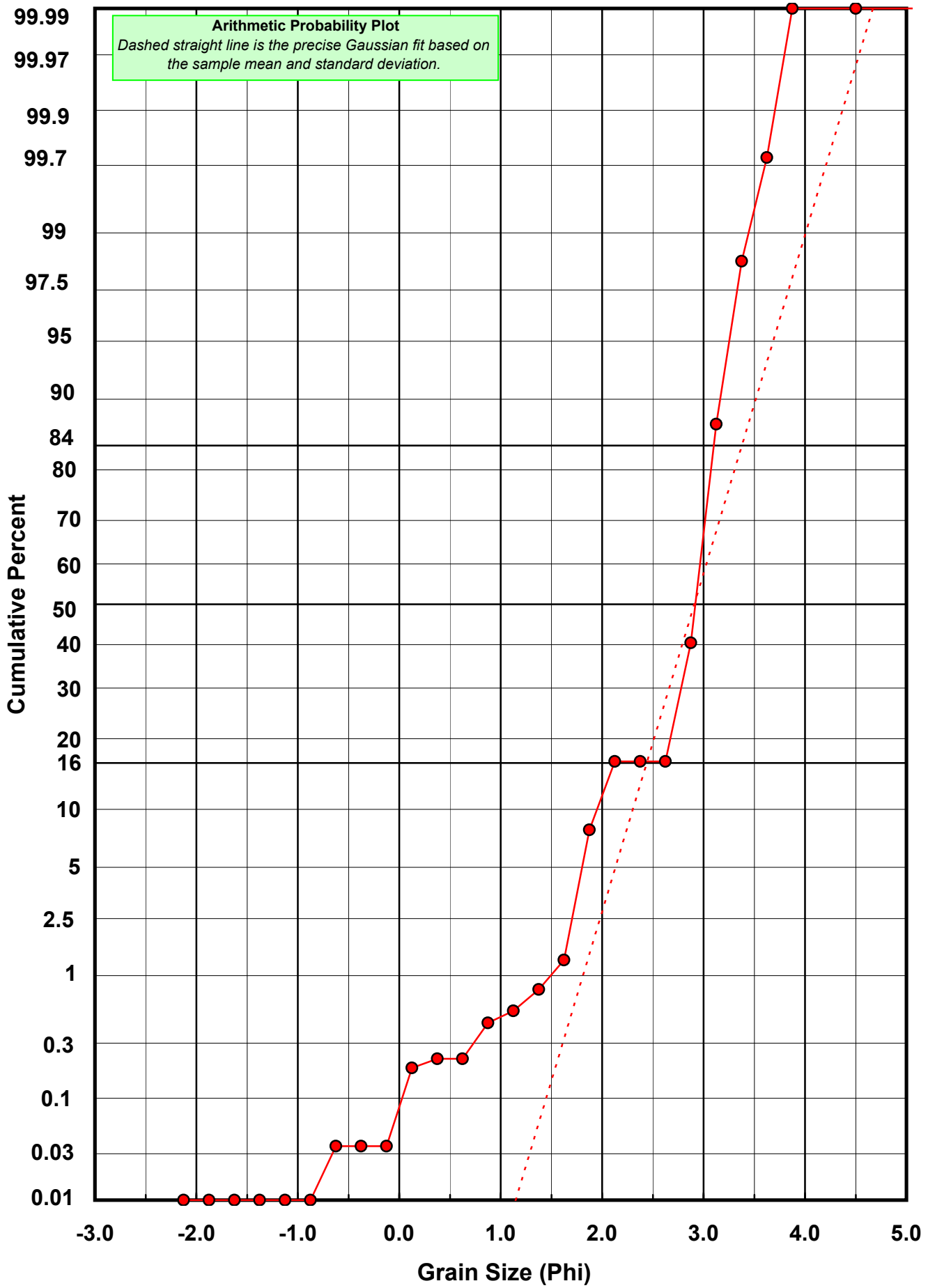
Statistical Results			
Mean:	2.9086	phi	(0.1332 mm)
Standard Dev:	0.4733	phi-units	(0.7203 mm)
Skewness:	-1.7763	dimensionless	
Kurtosis:	7.0917	dimensionless	
5th Moment:	-30.0951	dimensionless	
6th Moment:	163.6961	dimensionless	
RARD *	0.1627	dimensionless	
Median	2.9260	phi	(0.1316 mm)

* RARD = reciprocal absolute relative dispersion (see below)

Statistical Explanation	
Calculations based on the Method of Moments	
Skewness: 3rd Stand. Moment; Exact Gaussian = 0.0	
Kurtosis: 4th Stand. Moment; Exact Gaussian = 3.0	
For Further Explanation, See Calculation Sheets	
Millimeter data calculated by $mm = 2^{(-phi)}$	

Reciprocal Absolute Relative Dispersion (RARD) Scale	
< 0.5	Excellent homogeneity (e.g., beaches)
0.5 to 1.0	Good homogeneity
1.0 to 1.33	Fair homogeneity
> 1.33	Poor homogeneity (e.g., glacial)





Post-Digestion Grain Size Distribution

Onshore Grab Sample

Sample: SJ-38-BB

Total Digested Mass: 65.490 grams

% Silica: 98.6 %

Sieve Size (phi)	Sieve Midpt (phi)	Weight (grams)	Freq Weight %	Cumulative Weight %
-2.00	-2.125	0.000	0.000	0.000
-1.75	-1.875	0.000	0.000	0.000
-1.50	-1.625	0.000	0.000	0.000
-1.25	-1.375	0.000	0.000	0.000
-1.00	-1.125	0.000	0.000	0.000
-0.75	-0.875	0.000	0.000	0.000
-0.50	-0.625	0.000	0.000	0.000
-0.25	-0.375	0.000	0.000	0.000
0.00	-0.125	0.000	0.000	0.000
0.25	0.125	0.000	0.000	0.000
0.50	0.375	0.004	0.006	0.006
0.75	0.625	0.003	0.005	0.011
1.00	0.875	0.003	0.005	0.015
1.25	1.125	0.004	0.006	0.021
1.50	1.375	0.002	0.003	0.024
1.75	1.625	0.011	0.017	0.041
2.00	1.875	0.164	0.250	0.292
2.25	2.125	1.693	2.585	2.877
2.50	2.375	10.762	16.433	19.310
2.75	2.625	25.463	38.881	58.191
3.00	2.875	20.292	30.985	89.175
3.25	3.125	5.412	8.264	97.439
3.50	3.375	1.043	1.593	99.032
3.75	3.625	0.475	0.725	99.757
4.00	3.875	0.159	0.243	100.000
5.00	4.500	0.000	0.000	100.000

Statistical Results			
Mean:	2.7095	phi	(0.1529 mm)
Standard Dev:	0.2704	phi-units	(0.8291 mm)
Skewness:	0.3299	dimensionless	
Kurtosis:	4.8637	dimensionless	
5th Moment:	1.1068	dimensionless	
6th Moment:	80.6992	dimensionless	
RARD *	0.0998	dimensionless	
Median	2.5723	phi	(0.1681 mm)

* RARD = reciprocal absolute relative dispersion (see below)

Statistical Explanation
Calculations based on the Method of Moments
Skewness: 3rd Stand. Moment; Exact Gaussian = 0.0
Kurtosis: 4th Stand. Moment; Exact Gaussian = 3.0
For Further Explanation, See Calculation Sheets
Millimeter data calculated by $mm = 2^{(-phi)}$

Reciprocal Absolute Relative Dispersion (RARD) Scale	
< 0.5	Excellent homogeneity (e.g., beaches)
0.5 to 1.0	Good homogeneity
1.0 to 1.33	Fair homogeneity
> 1.33	Poor homogeneity (e.g., glacial)

