

Onshore Grab Sample

Sample: SJ-37-MB
Sample Taken By: J. Ladner
Sample Collected On: 12/1/03
Splits? N/A

County: St. Johns
Latitude: 29° 45' 12.9"
Longitude: 81° 14' 45.6"
Datum: WGS 84
Surf. Elev: N/A
Datum: N/A

Fine Data Summary

Total Sample Weight 48.741 grams
Total Fines in Sample 0.417 grams
Total Percent Fines 0.85 %

Dry Sieving Summary

Total Sample Weight 48.518 grams
Total Digested Weight 47.653 grams
Total Carbonate Weight 0.865 grams
Total Silica % 98.22 %
Total Carbonate % 1.78 %
Carbonate/Silica Ratio 0.018

General Comments:

None

Description

Worked By: M. Lachance

Pre-Digestion Grain Size Distribution

Onshore Grab Sample

Sample: SJ-37-MB

Total Sample Mass: 48.518 grams

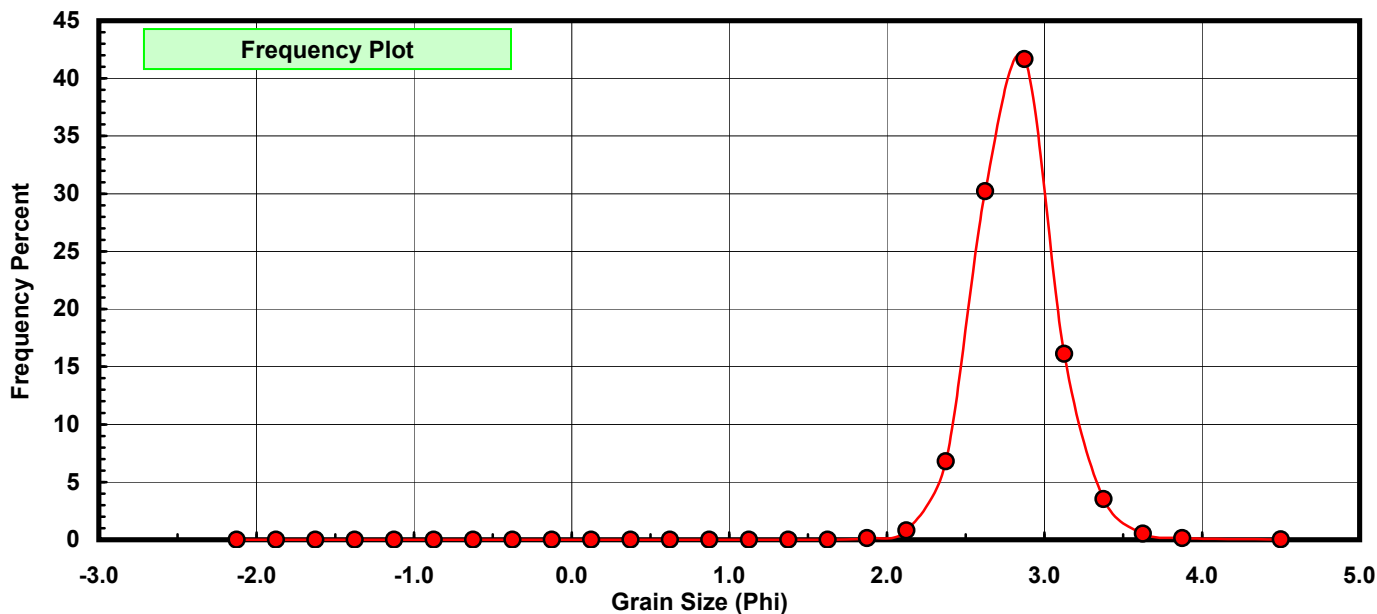
Sieve Size (phi)	Sieve Midpt (phi)	Weight (grams)	Freq Weight %	Cumulative Weight %
-2.00	-2.125	0.000	0.000	0.000
-1.75	-1.875	0.000	0.000	0.000
-1.50	-1.625	0.000	0.000	0.000
-1.25	-1.375	0.000	0.000	0.000
-1.00	-1.125	0.000	0.000	0.000
-0.75	-0.875	0.000	0.000	0.000
-0.50	-0.625	0.000	0.000	0.000
-0.25	-0.375	0.000	0.000	0.000
0.00	-0.125	0.000	0.000	0.000
0.25	0.125	0.000	0.000	0.000
0.50	0.375	0.000	0.000	0.000
0.75	0.625	0.002	0.004	0.004
1.00	0.875	0.004	0.008	0.012
1.25	1.125	0.002	0.004	0.016
1.50	1.375	0.002	0.004	0.021
1.75	1.625	0.002	0.004	0.025
2.00	1.875	0.063	0.130	0.155
2.25	2.125	0.386	0.796	0.950
2.50	2.375	3.301	6.804	7.754
2.75	2.625	14.664	30.224	37.978
3.00	2.875	20.223	41.681	79.659
3.25	3.125	7.818	16.114	95.773
3.50	3.375	1.712	3.529	99.301
3.75	3.625	0.259	0.534	99.835
4.00	3.875	0.066	0.136	99.971
5.00	4.500	0.014	0.029	100.000

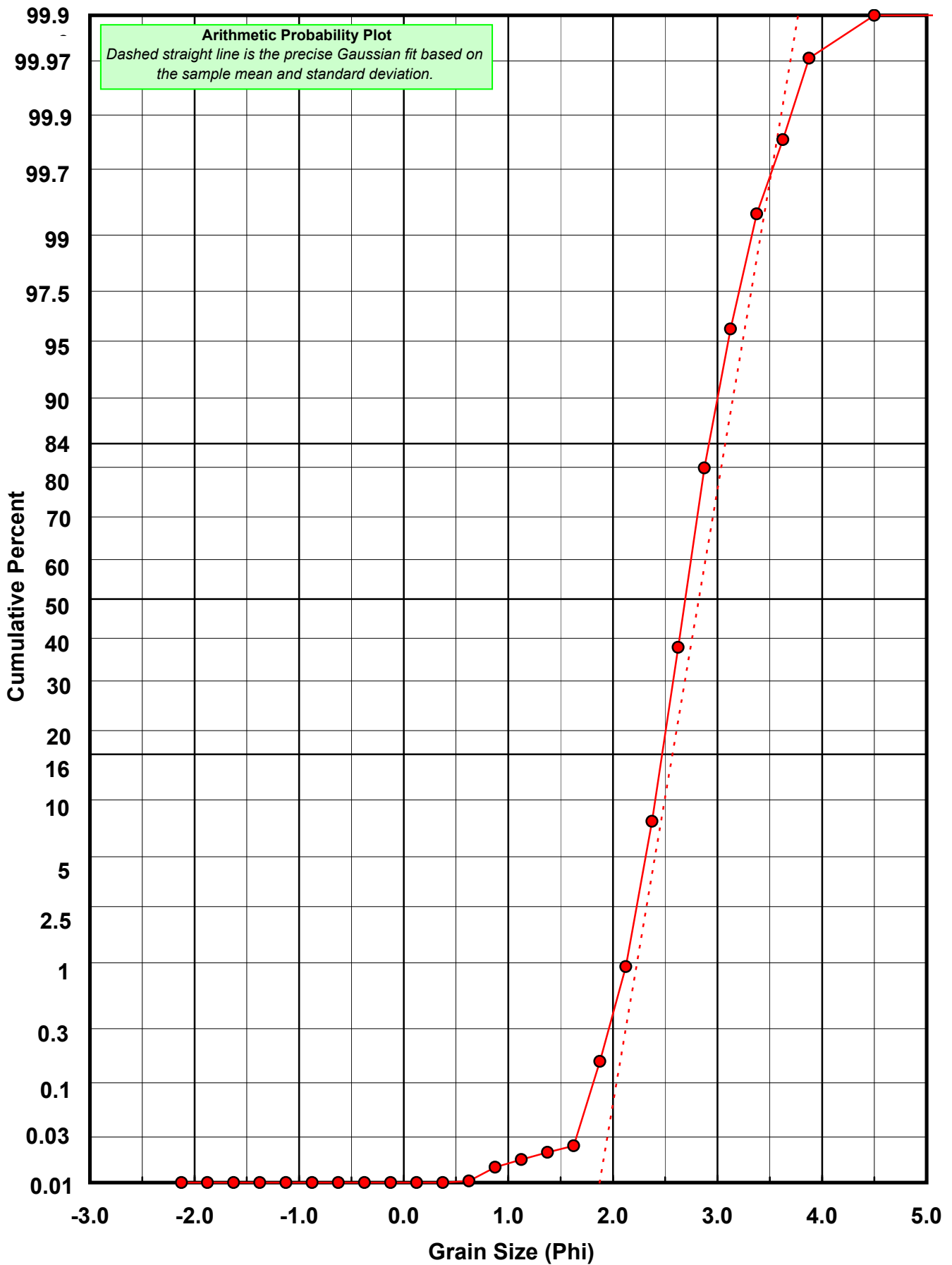
Statistical Results			
Mean:	2.8215	phi	(0.1415 mm)
Standard Dev:	0.2549	phi-units	(0.838 mm)
Skewness:	0.1665	dimensionless	
Kurtosis:	4.7610	dimensionless	
5th Moment:	0.6727	dimensionless	
6th Moment:	88.8517	dimensionless	
RARD *	0.0904	dimensionless	
Median	2.6971	phi	(0.1542 mm)

* RARD = reciprocal absolute relative dispersion (see below)

Statistical Explanation	
Calculations based on the Method of Moments	
Skewness: 3rd Stand. Moment; Exact Gaussian = 0.0	
Kurtosis: 4th Stand. Moment; Exact Gaussian = 3.0	
For Further Explanation, See Calculation Sheets	
Millimeter data calculated by $mm = 2^{(-phi)}$	

Reciprocal Absolute Relative Dispersion (RARD) Scale	
< 0.5	Excellent homogeneity (e.g., beaches)
0.5 to 1.0	Good homogeneity
1.0 to 1.33	Fair homogeneity
> 1.33	Poor homogeneity (e.g., glacial)





Carbonate Grain Size Distribution

Onshore Grab Sample

Sample: SJ-37-MB

Total Carbonate Mass: 1.952 grams

% Carbonate: 1.8 %

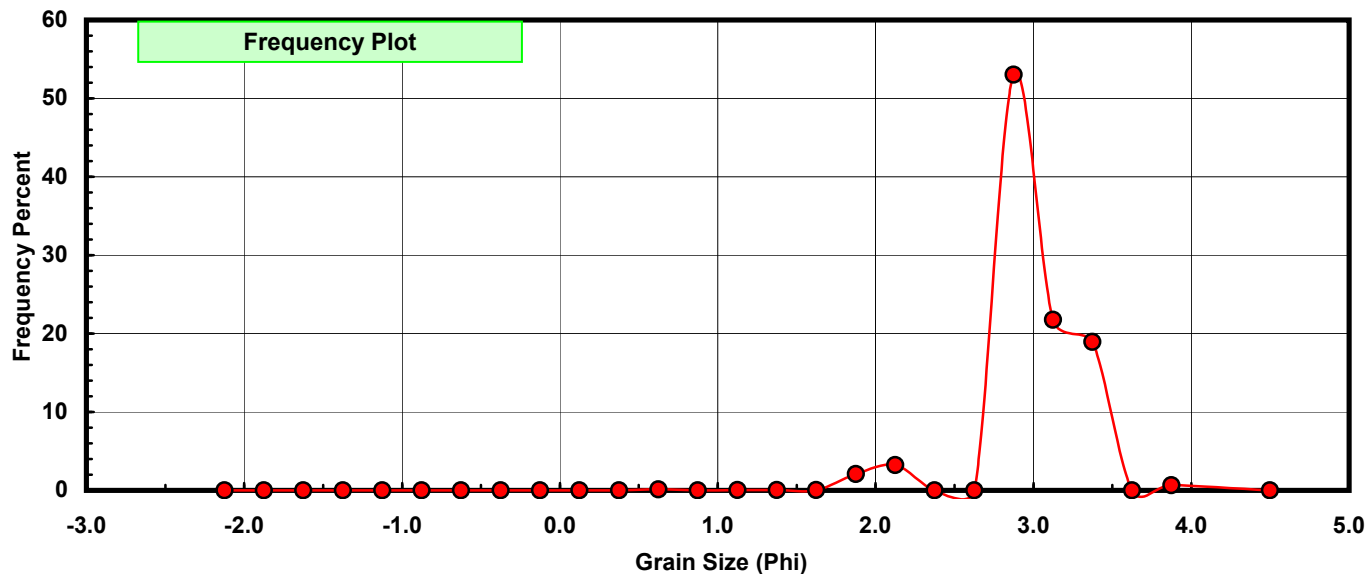
Sieve Size (phi)	Sieve Midpt (phi)	Weight (grams)	Freq Weight %	Cumulative Weight %
-2.00	-2.125	0.000	0.000	0.000
-1.75	-1.875	0.000	0.000	0.000
-1.50	-1.625	0.000	0.000	0.000
-1.25	-1.375	0.000	0.000	0.000
-1.00	-1.125	0.000	0.000	0.000
-0.75	-0.875	0.000	0.000	0.000
-0.50	-0.625	0.000	0.000	0.000
-0.25	-0.375	0.000	0.000	0.000
0.00	-0.125	0.000	0.000	0.000
0.25	0.125	0.000	0.000	0.000
0.50	0.375	0.000	0.000	0.000
0.75	0.625	0.002	0.102	0.102
1.00	0.875	0.000	0.000	0.102
1.25	1.125	0.001	0.051	0.154
1.50	1.375	0.001	0.051	0.205
1.75	1.625	0.001	0.051	0.256
2.00	1.875	0.041	2.100	2.357
2.25	2.125	0.063	3.227	5.584
2.50	2.375	0.000	0.000	5.584
2.75	2.625	0.000	0.000	5.584
3.00	2.875	1.035	53.023	58.607
3.25	3.125	0.425	21.773	80.379
3.50	3.375	0.370	18.955	99.334
3.75	3.625	0.000	0.000	99.334
4.00	3.875	0.013	0.666	100.000
5.00	4.500	0.000	0.000	100.000

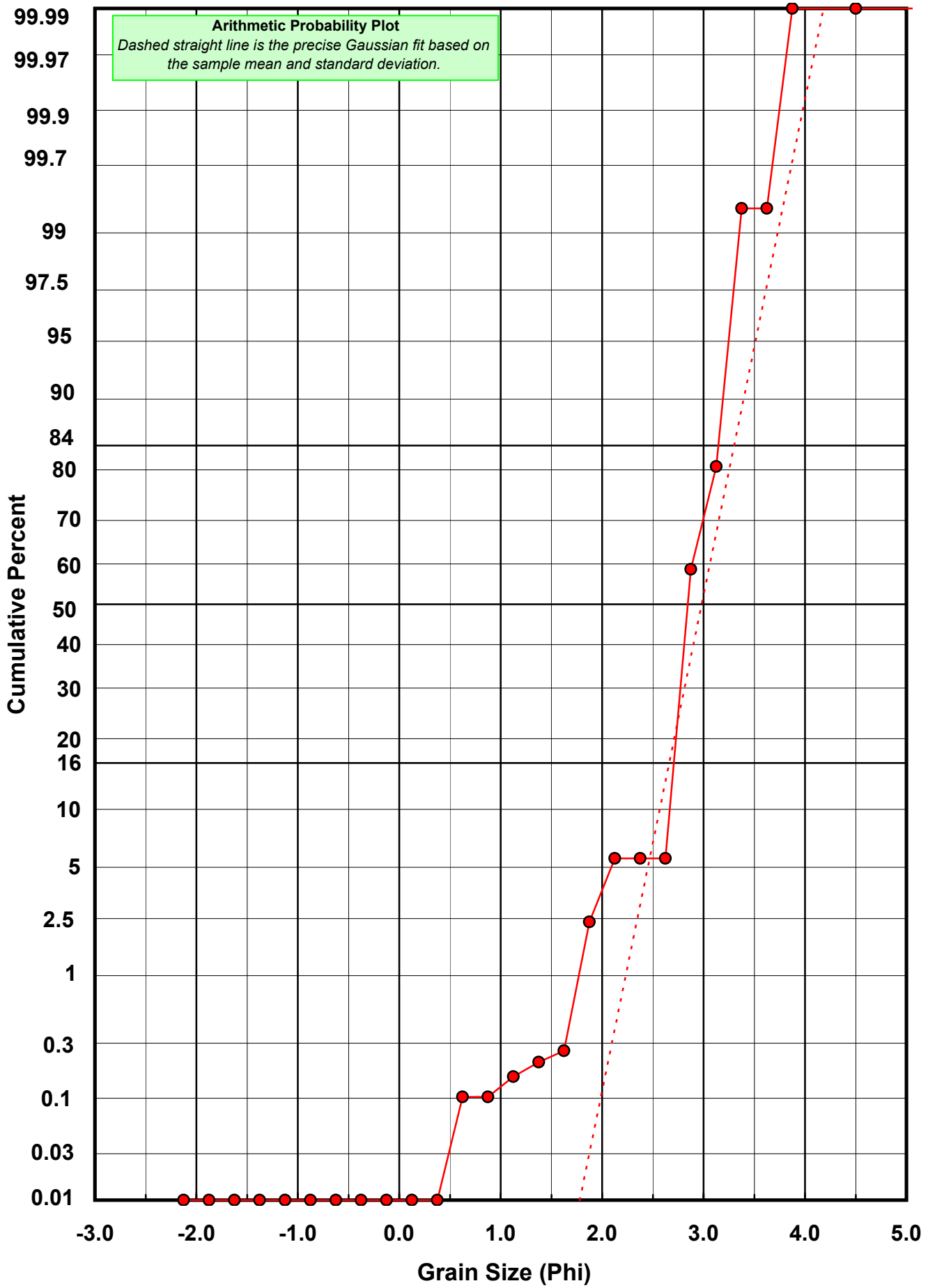
Statistical Results			
Mean:	2.9810	phi	(0.1267 mm)
Standard Dev:	0.3229	phi-units	(0.7995 mm)
Skewness:	-1.5555	dimensionless	
Kurtosis:	9.2458	dimensionless	
5th Moment:	-39.1550	dimensionless	
6th Moment:	232.3301	dimensionless	
RARD *	0.1083	dimensionless	
Median	2.8344	phi	(0.1402 mm)

* RARD = reciprocal absolute relative dispersion (see below)

Statistical Explanation	
Calculations based on the Method of Moments	
Skewness: 3rd Stand. Moment; Exact Gaussian = 0.0	
Kurtosis: 4th Stand. Moment; Exact Gaussian = 3.0	
For Further Explanation, See Calculation Sheets	
Millimeter data calculated by $mm = 2^{(-\phi)}$	

Reciprocal Absolute Relative Dispersion (RARD) Scale	
< 0.5	Excellent homogeneity (e.g., beaches)
0.5 to 1.0	Good homogeneity
1.0 to 1.33	Fair homogeneity
> 1.33	Poor homogeneity (e.g., glacial)





Post-Digestion Grain Size Distribution

Onshore Grab Sample

Sample: SJ-37-MB

Total Digested Mass: 47.642 grams

% Silica: 98.2 %

Sieve Size (phi)	Sieve Midpt (phi)	Weight (grams)	Freq Weight %	Cumulative Weight %
-2.00	-2.125	0.000	0.000	0.000
-1.75	-1.875	0.000	0.000	0.000
-1.50	-1.625	0.000	0.000	0.000
-1.25	-1.375	0.000	0.000	0.000
-1.00	-1.125	0.000	0.000	0.000
-0.75	-0.875	0.000	0.000	0.000
-0.50	-0.625	0.000	0.000	0.000
-0.25	-0.375	0.000	0.000	0.000
0.00	-0.125	0.000	0.000	0.000
0.25	0.125	0.000	0.000	0.000
0.50	0.375	0.000	0.000	0.000
0.75	0.625	0.000	0.000	0.000
1.00	0.875	0.005	0.010	0.010
1.25	1.125	0.001	0.002	0.013
1.50	1.375	0.001	0.002	0.015
1.75	1.625	0.001	0.002	0.017
2.00	1.875	0.022	0.046	0.063
2.25	2.125	0.323	0.678	0.741
2.50	2.375	3.535	7.420	8.161
2.75	2.625	15.519	32.574	40.735
3.00	2.875	19.188	40.275	81.010
3.25	3.125	7.393	15.518	96.528
3.50	3.375	1.342	2.817	99.345
3.75	3.625	0.259	0.544	99.889
4.00	3.875	0.053	0.111	100.000
5.00	4.500	0.000	0.000	100.000

Statistical Results			
Mean:	2.8087	phi	(0.1427 mm)
Standard Dev:	0.2481	phi-units	(0.842 mm)
Skewness:	0.1928	dimensionless	
Kurtosis:	4.0182	dimensionless	
5th Moment:	-0.2249	dimensionless	
6th Moment:	52.7236	dimensionless	
RARD *	0.0883	dimensionless	
Median	2.6825	phi	(0.1558 mm)

* RARD = reciprocal absolute relative dispersion (see below)

Statistical Explanation	
Calculations based on the Method of Moments	
Skewness: 3rd Stand. Moment; Exact Gaussian = 0.0	
Kurtosis: 4th Stand. Moment; Exact Gaussian = 3.0	
For Further Explanation, See Calculation Sheets	
Millimeter data calculated by $mm = 2^{(-phi)}$	

Reciprocal Absolute Relative Dispersion (RARD) Scale	
< 0.5	Excellent homogeneity (e.g., beaches)
0.5 to 1.0	Good homogeneity
1.0 to 1.33	Fair homogeneity
> 1.33	Poor homogeneity (e.g., glacial)

