

Onshore Grab Sample

Sample: SJ-34-BB
Sample Taken By: J. Ladner
Sample Collected On: 12/1/03
Splits? N/A

County: St. Johns
Latitude: 29° 47' 36.4"
Longitude: 81° 15' 31.1"
Datum: WGS 84
Surf. Elev: N/A
Datum: N/A

Fine Data Summary

Total Sample Weight 82.991 grams
Total Fines in Sample 0.227 grams
Total Percent Fines 0.27 %

Dry Sieving Summary

Total Sample Weight 82.596 grams
Total Digested Weight 80.667 grams
Total Carbonate Weight 1.929 grams
Total Silica % 97.66 %
Total Carbonate % 2.34 %
Carbonate/Silica Ratio 0.024

General Comments:

None

Description

Worked By: M. Lachance

Pre-Digestion Grain Size Distribution

Onshore Grab Sample

Sample: SJ-34-BB

Total Sample Mass: 82.596 grams

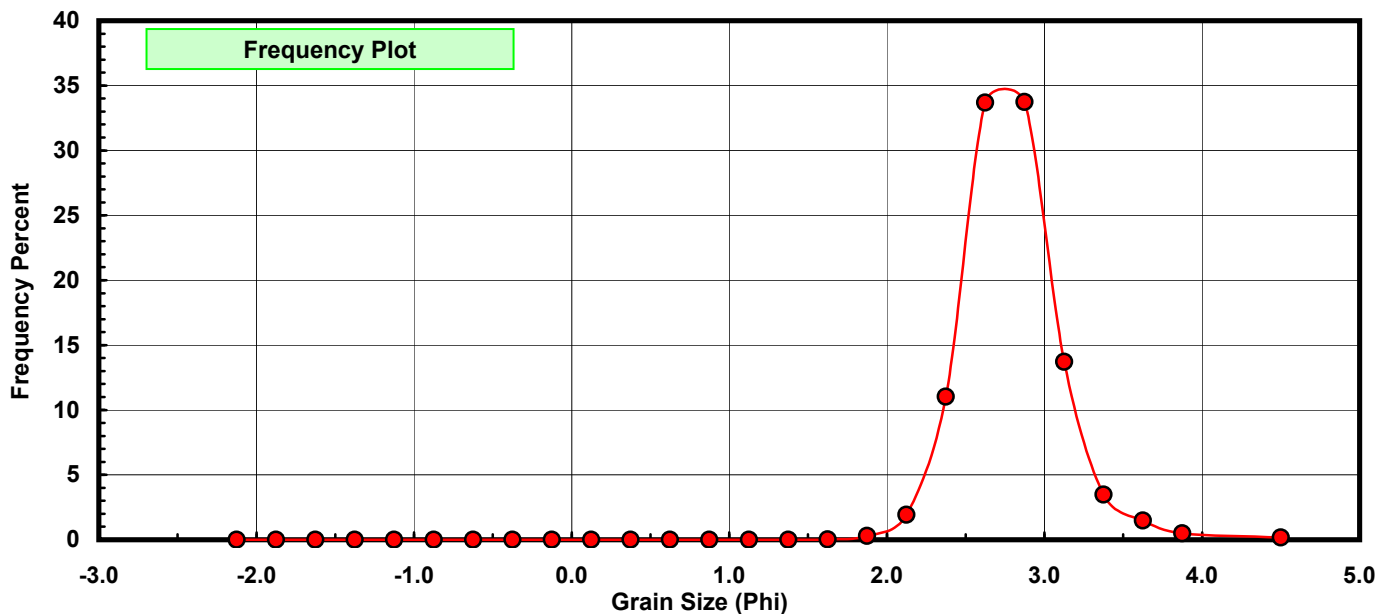
Sieve Size (phi)	Sieve Midpt (phi)	Weight (grams)	Freq Weight %	Cumulative Weight %
-2.00	-2.125	0.000	0.000	0.000
-1.75	-1.875	0.000	0.000	0.000
-1.50	-1.625	0.000	0.000	0.000
-1.25	-1.375	0.000	0.000	0.000
-1.00	-1.125	0.000	0.000	0.000
-0.75	-0.875	0.000	0.000	0.000
-0.50	-0.625	0.000	0.000	0.000
-0.25	-0.375	0.005	0.006	0.006
0.00	-0.125	0.000	0.000	0.006
0.25	0.125	0.003	0.004	0.010
0.50	0.375	0.002	0.002	0.012
0.75	0.625	0.001	0.001	0.013
1.00	0.875	0.007	0.008	0.022
1.25	1.125	0.003	0.004	0.025
1.50	1.375	0.005	0.006	0.031
1.75	1.625	0.013	0.016	0.047
2.00	1.875	0.250	0.303	0.350
2.25	2.125	1.579	1.912	2.262
2.50	2.375	9.115	11.036	13.297
2.75	2.625	27.816	33.677	46.974
3.00	2.875	27.856	33.726	80.700
3.25	3.125	11.320	13.705	94.405
3.50	3.375	2.865	3.469	97.874
3.75	3.625	1.219	1.476	99.350
4.00	3.875	0.400	0.484	99.834
5.00	4.500	0.137	0.166	100.000

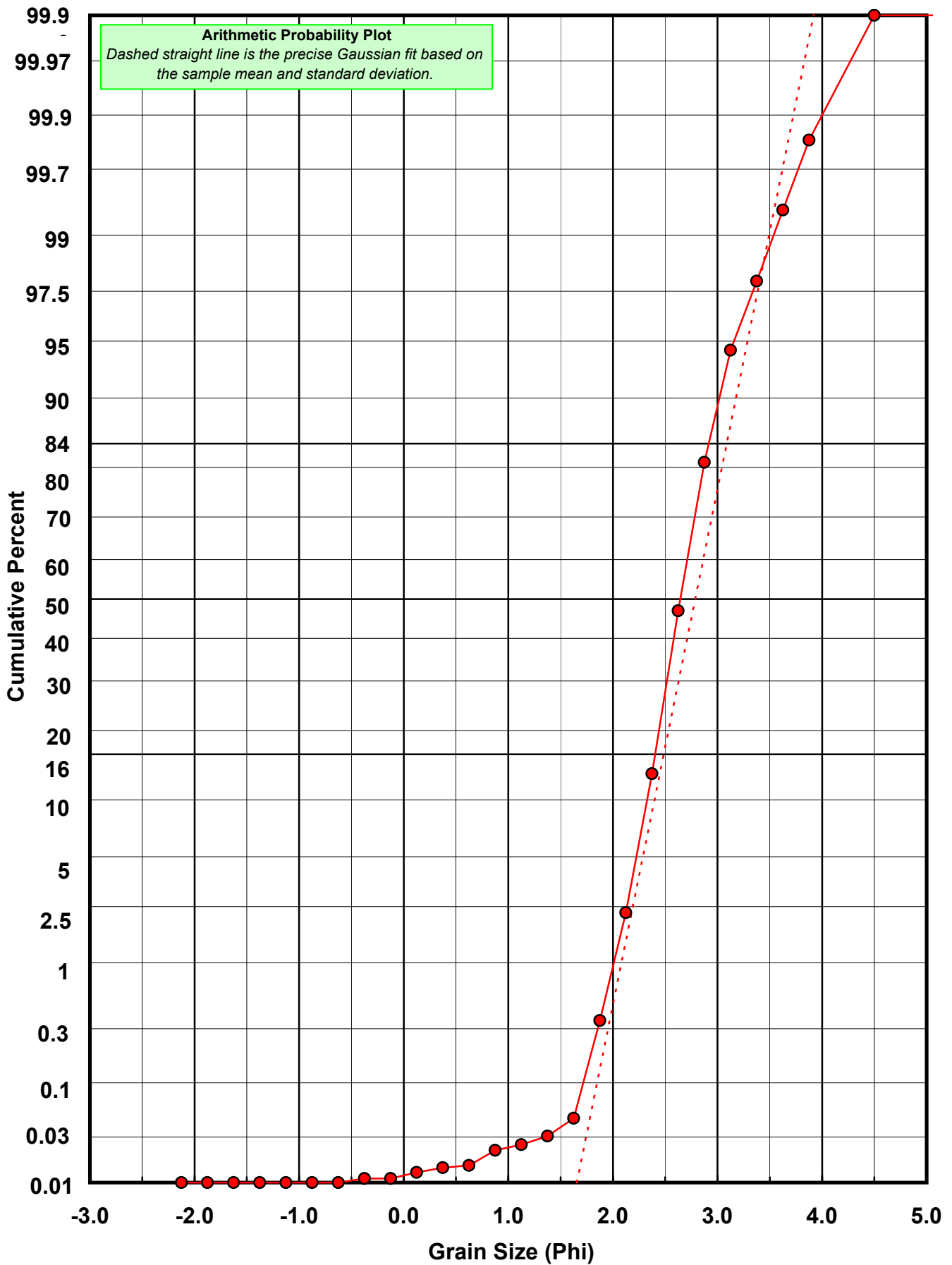
Statistical Results			
Mean:	2.7876	phi	(0.1448 mm)
Standard Dev:	0.3043	phi-units	(0.8098 mm)
Skewness:	0.5188	dimensionless	
Kurtosis:	6.4129	dimensionless	
5th Moment:	2.0592	dimensionless	
6th Moment:	185.7412	dimensionless	
RARD *	0.1092	dimensionless	
Median	2.6474	phi	(0.1596 mm)

* RARD = reciprocal absolute relative dispersion (see below)

Statistical Explanation
Calculations based on the Method of Moments
Skewness: 3rd Stand. Moment; Exact Gaussian = 0.0
Kurtosis: 4th Stand. Moment; Exact Gaussian = 3.0
For Further Explanation, See Calculation Sheets
Millimeter data calculated by $mm = 2^{(-phi)}$

Reciprocal Absolute Relative Dispersion (RARD) Scale	
< 0.5	Excellent homogeneity (e.g., beaches)
0.5 to 1.0	Good homogeneity
1.0 to 1.33	Fair homogeneity
> 1.33	Poor homogeneity (e.g., glacial)





Carbonate Grain Size Distribution

Onshore Grab Sample

Sample: SJ-34-BB

Total Carbonate Mass: 3.797 grams

% Carbonate: 2.3 %

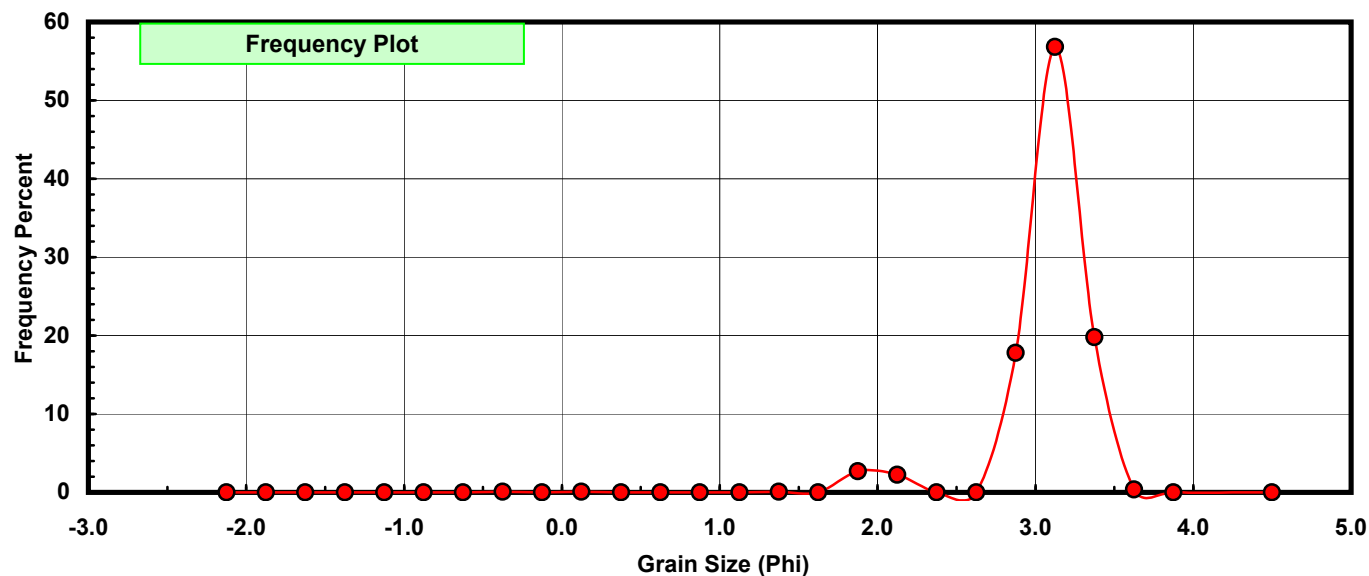
Sieve Size (phi)	Sieve Midpt (phi)	Weight (grams)	Freq Weight %	Cumulative Weight %
-2.00	-2.125	0.000	0.000	0.000
-1.75	-1.875	0.000	0.000	0.000
-1.50	-1.625	0.000	0.000	0.000
-1.25	-1.375	0.000	0.000	0.000
-1.00	-1.125	0.000	0.000	0.000
-0.75	-0.875	0.000	0.000	0.000
-0.50	-0.625	0.000	0.000	0.000
-0.25	-0.375	0.003	0.079	0.079
0.00	-0.125	0.000	0.000	0.079
0.25	0.125	0.003	0.079	0.158
0.50	0.375	0.000	0.000	0.158
0.75	0.625	0.000	0.000	0.158
1.00	0.875	0.000	0.000	0.158
1.25	1.125	0.000	0.000	0.158
1.50	1.375	0.003	0.079	0.237
1.75	1.625	0.000	0.000	0.237
2.00	1.875	0.103	2.713	2.950
2.25	2.125	0.085	2.239	5.188
2.50	2.375	0.000	0.000	5.188
2.75	2.625	0.000	0.000	5.188
3.00	2.875	0.676	17.804	22.992
3.25	3.125	2.158	56.834	79.826
3.50	3.375	0.752	19.805	99.631
3.75	3.625	0.014	0.369	100.000
4.00	3.875	0.000	0.000	100.000
5.00	4.500	0.000	0.000	100.000

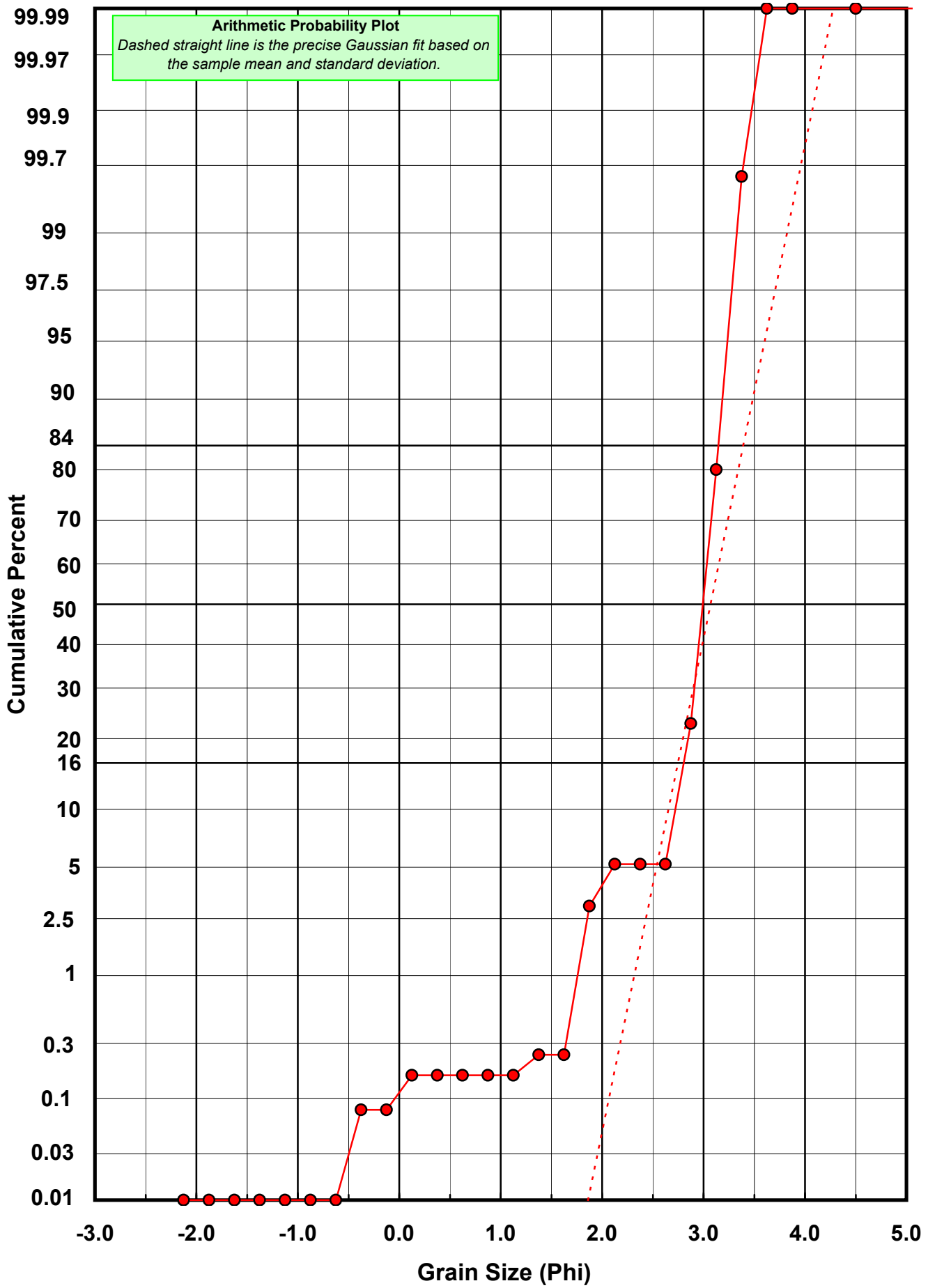
Statistical Results			
Mean:	3.0690	phi	(0.1192 mm)
Standard Dev:	0.3245	phi-units	(0.7986 mm)
Skewness:	-3.4014	dimensionless	
Kurtosis:	22.7634	dimensionless	
5th Moment:	-180.9085	dimensionless	
6th Moment:	1668.1696	dimensionless	
RARD *	0.1057	dimensionless	
Median	2.9938	phi	(0.1255 mm)

* RARD = reciprocal absolute relative dispersion (see below)

Statistical Explanation	
Calculations based on the Method of Moments	
Skewness: 3rd Stand. Moment; Exact Gaussian = 0.0	
Kurtosis: 4th Stand. Moment; Exact Gaussian = 3.0	
For Further Explanation, See Calculation Sheets	
Millimeter data calculated by $mm = 2^{(-phi)}$	

Reciprocal Absolute Relative Dispersion (RARD) Scale	
< 0.5	Excellent homogeneity (e.g., beaches)
0.5 to 1.0	Good homogeneity
1.0 to 1.33	Fair homogeneity
> 1.33	Poor homogeneity (e.g., glacial)





Post-Digestion Grain Size Distribution

Onshore Grab Sample

Sample: SJ-34-BB

Total Digested Mass: 80.552 grams

% Silica: 97.7 %

Sieve Size (phi)	Sieve Midpt (phi)	Weight (grams)	Freq Weight %	Cumulative Weight %
-2.00	-2.125	0.000	0.000	0.000
-1.75	-1.875	0.000	0.000	0.000
-1.50	-1.625	0.000	0.000	0.000
-1.25	-1.375	0.000	0.000	0.000
-1.00	-1.125	0.000	0.000	0.000
-0.75	-0.875	0.000	0.000	0.000
-0.50	-0.625	0.000	0.000	0.000
-0.25	-0.375	0.002	0.002	0.002
0.00	-0.125	0.000	0.000	0.002
0.25	0.125	0.000	0.000	0.002
0.50	0.375	0.003	0.004	0.006
0.75	0.625	0.002	0.002	0.009
1.00	0.875	0.009	0.011	0.020
1.25	1.125	0.005	0.006	0.026
1.50	1.375	0.002	0.002	0.029
1.75	1.625	0.014	0.017	0.046
2.00	1.875	0.147	0.182	0.228
2.25	2.125	1.494	1.855	2.083
2.50	2.375	10.059	12.488	14.571
2.75	2.625	28.755	35.697	50.268
3.00	2.875	27.180	33.742	84.010
3.25	3.125	9.162	11.374	95.384
3.50	3.375	2.113	2.623	98.007
3.75	3.625	1.205	1.496	99.503
4.00	3.875	0.400	0.497	100.000
5.00	4.500	0.000	0.000	100.000

Statistical Results			
Mean:	2.7645	phi	(0.1472 mm)
Standard Dev:	0.2885	phi-units	(0.8187 mm)
Skewness:	0.4524	dimensionless	
Kurtosis:	5.1184	dimensionless	
5th Moment:	-0.6319	dimensionless	
6th Moment:	104.5227	dimensionless	
RARD *	0.1044	dimensionless	
Median	2.6231	phi	(0.1623 mm)

* RARD = reciprocal absolute relative dispersion (see below)

Statistical Explanation
Calculations based on the Method of Moments
Skewness: 3rd Stand. Moment; Exact Gaussian = 0.0
Kurtosis: 4th Stand. Moment; Exact Gaussian = 3.0
For Further Explanation, See Calculation Sheets
Millimeter data calculated by $mm = 2^{(-phi)}$

Reciprocal Absolute Relative Dispersion (RARD) Scale	
< 0.5	Excellent homogeneity (e.g., beaches)
0.5 to 1.0	Good homogeneity
1.0 to 1.33	Fair homogeneity
> 1.33	Poor homogeneity (e.g., glacial)

