

Onshore Grab Sample

Sample: SJ-29-SS
Sample Taken By: J. Ladner
Sample Collected On: 12/1/03
Splits? N/A

County: St. Johns
Latitude: 29° 51' 44.4"
Longitude: 81° 16' 58.1"
Datum: WGS 84
Surf. Elev: N/A
Datum: N/A

Fine Data Summary

Total Sample Weight 65.808 grams
Total Fines in Sample 0.693 grams
Total Percent Fines 1.04 %

Dry Sieving Summary

Total Sample Weight 65.024 grams
Total Digested Weight 63.646 grams
Total Carbonate Weight 1.378 grams
Total Silica % 97.88 %
Total Carbonate % 2.12 %
Carbonate/Silica Ratio 0.022

General Comments:

None

Description

Worked By: M. Lachance

Pre-Digestion Grain Size Distribution

Onshore Grab Sample

Sample: SJ-29-SS

Total Sample Mass: 65.024 grams

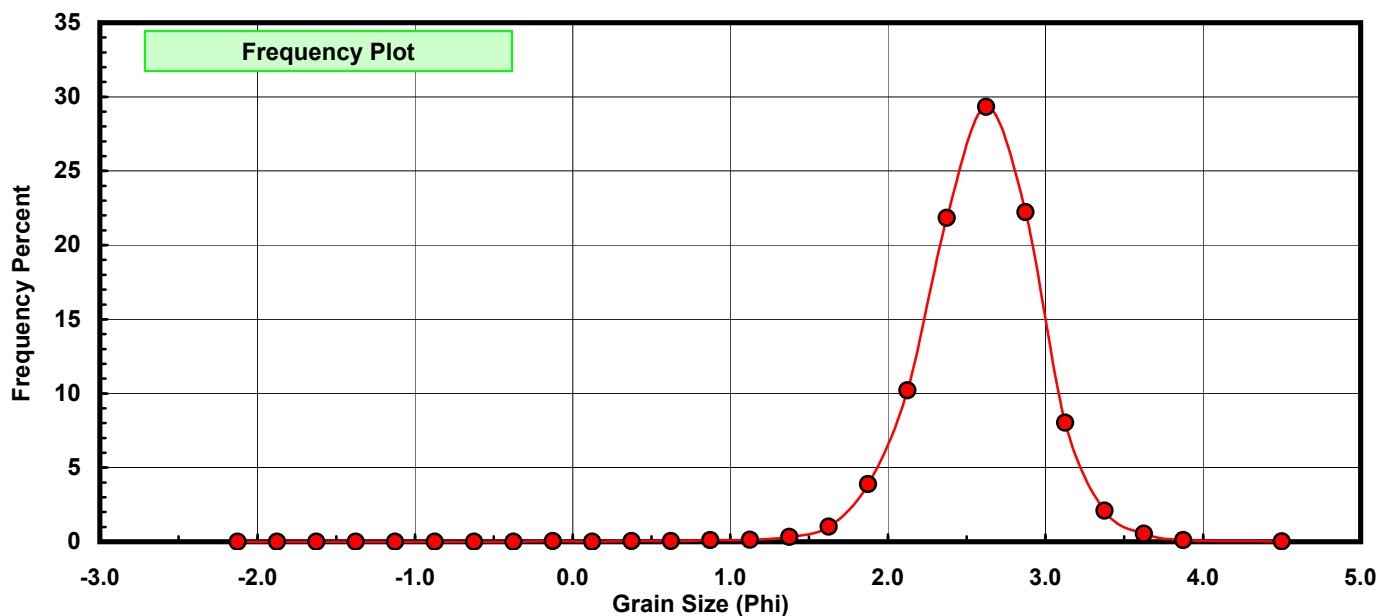
Sieve Size (phi)	Sieve Midpt (phi)	Weight (grams)	Freq Weight %	Cumulative Weight %
-2.00	-2.125	0.000	0.000	0.000
-1.75	-1.875	0.000	0.000	0.000
-1.50	-1.625	0.000	0.000	0.000
-1.25	-1.375	0.000	0.000	0.000
-1.00	-1.125	0.000	0.000	0.000
-0.75	-0.875	0.004	0.006	0.006
-0.50	-0.625	0.000	0.000	0.006
-0.25	-0.375	0.006	0.009	0.015
0.00	-0.125	0.028	0.043	0.058
0.25	0.125	0.006	0.009	0.068
0.50	0.375	0.025	0.038	0.106
0.75	0.625	0.030	0.046	0.152
1.00	0.875	0.071	0.109	0.261
1.25	1.125	0.086	0.132	0.394
1.50	1.375	0.213	0.328	0.721
1.75	1.625	0.664	1.021	1.742
2.00	1.875	2.522	3.879	5.621
2.25	2.125	6.636	10.205	15.826
2.50	2.375	14.201	21.840	37.666
2.75	2.625	19.068	29.325	66.991
3.00	2.875	14.454	22.229	89.219
3.25	3.125	5.218	8.025	97.244
3.50	3.375	1.357	2.087	99.331
3.75	3.625	0.346	0.532	99.863
4.00	3.875	0.071	0.109	99.972
5.00	4.500	0.018	0.028	100.000

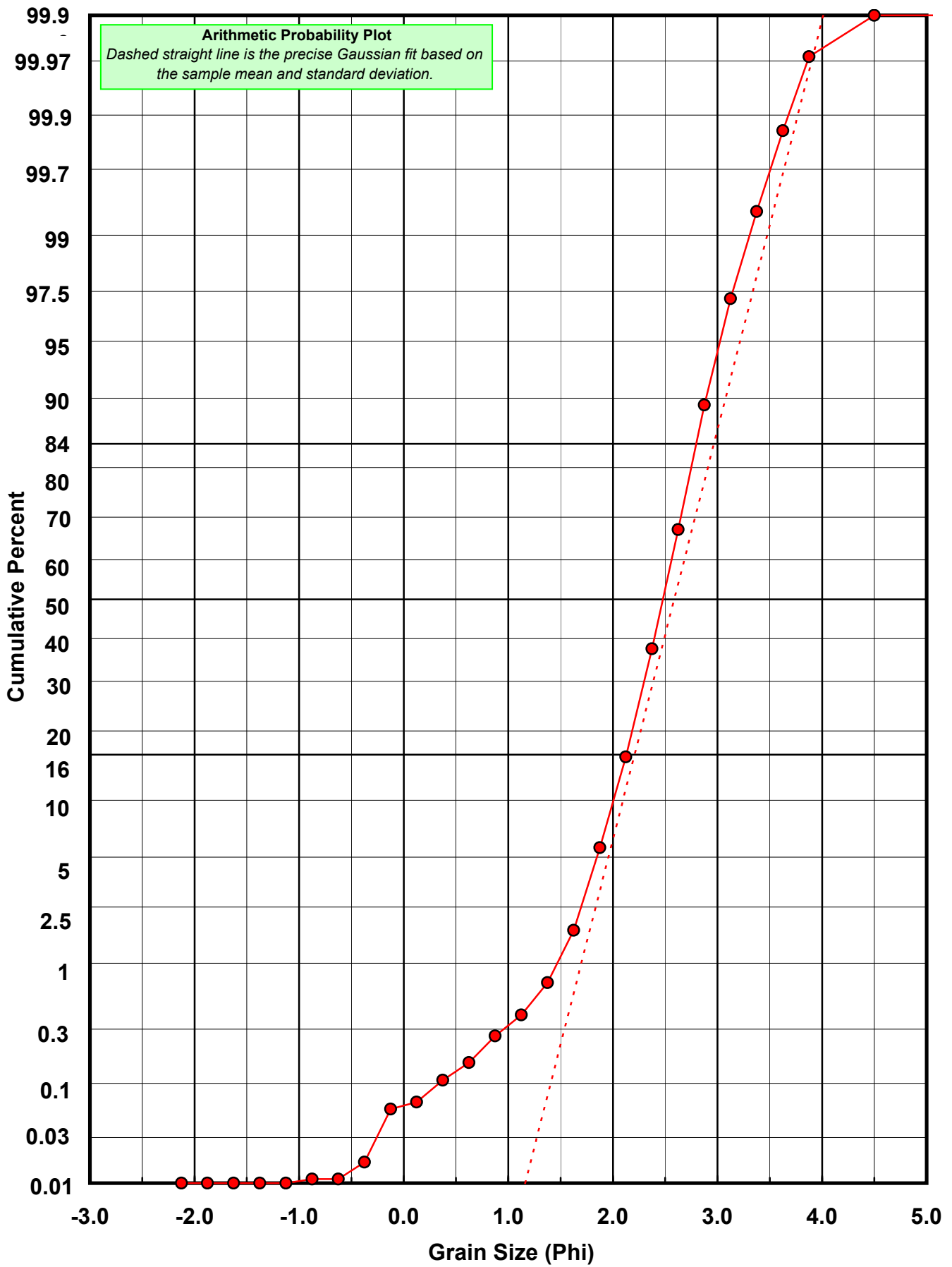
Statistical Results			
Mean:	2.5869	phi	(0.1664 mm)
Standard Dev:	0.3825	phi-units	(0.7671 mm)
Skewness:	-0.6343	dimensionless	
Kurtosis:	6.3620	dimensionless	
5th Moment:	-22.3569	dimensionless	
6th Moment:	171.3277	dimensionless	
RARD *	0.1479	dimensionless	
Median	2.4801	phi	(0.1792 mm)

* RARD = reciprocal absolute relative dispersion (see below)

Statistical Explanation
Calculations based on the Method of Moments
Skewness: 3rd Stand. Moment; Exact Gaussian = 0.0
Kurtosis: 4th Stand. Moment; Exact Gaussian = 3.0
For Further Explanation, See Calculation Sheets
Millimeter data calculated by $mm = 2^{(-\phi)}$

Reciprocal Absolute Relative Dispersion (RARD) Scale	
< 0.5	Excellent homogeneity (e.g., beaches)
0.5 to 1.0	Good homogeneity
1.0 to 1.33	Fair homogeneity
> 1.33	Poor homogeneity (e.g., glacial)





Carbonate Grain Size Distribution

Onshore Grab Sample

Sample: SJ-29-SS

Total Carbonate Mass: 2.643 grams

% Carbonate: 2.1 %

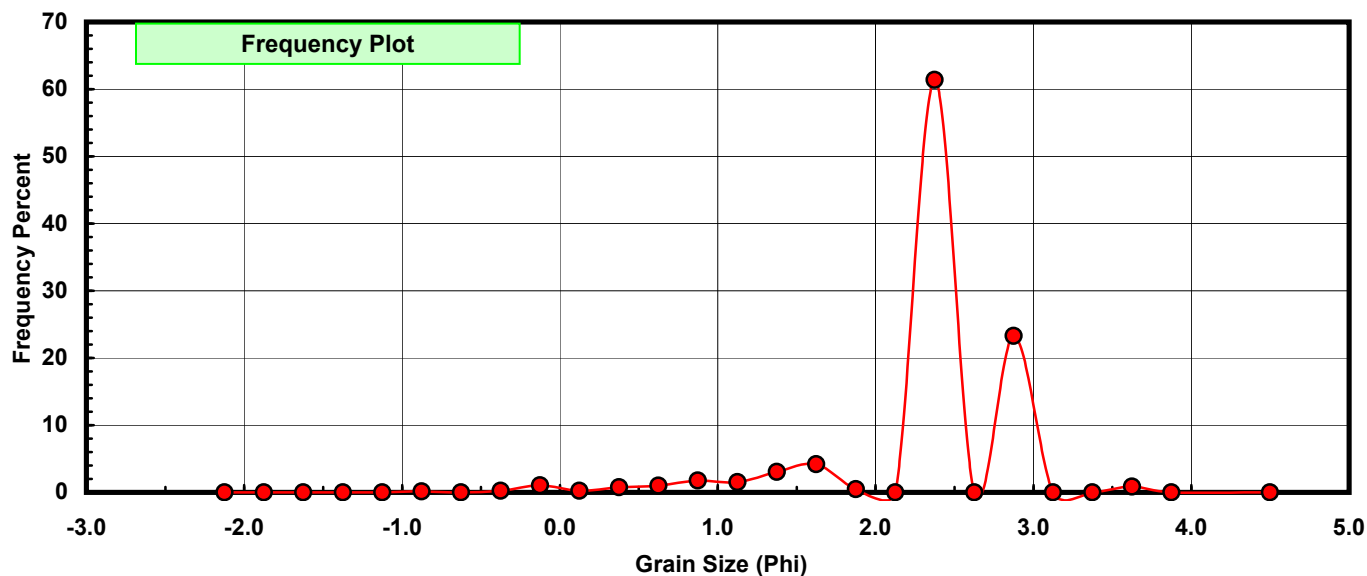
Sieve Size (phi)	Sieve Midpt (phi)	Weight (grams)	Freq Weight %	Cumulative Weight %
-2.00	-2.125	0.000	0.000	0.000
-1.75	-1.875	0.000	0.000	0.000
-1.50	-1.625	0.000	0.000	0.000
-1.25	-1.375	0.000	0.000	0.000
-1.00	-1.125	0.000	0.000	0.000
-0.75	-0.875	0.004	0.151	0.151
-0.50	-0.625	0.000	0.000	0.151
-0.25	-0.375	0.006	0.227	0.378
0.00	-0.125	0.028	1.059	1.438
0.25	0.125	0.006	0.227	1.665
0.50	0.375	0.020	0.757	2.421
0.75	0.625	0.027	1.022	3.443
1.00	0.875	0.047	1.778	5.221
1.25	1.125	0.040	1.513	6.735
1.50	1.375	0.081	3.065	9.799
1.75	1.625	0.111	4.200	13.999
2.00	1.875	0.012	0.454	14.453
2.25	2.125	0.000	0.000	14.453
2.50	2.375	1.622	61.370	75.823
2.75	2.625	0.000	0.000	75.823
3.00	2.875	0.616	23.307	99.130
3.25	3.125	0.000	0.000	99.130
3.50	3.375	0.000	0.000	99.130
3.75	3.625	0.023	0.870	100.000
4.00	3.875	0.000	0.000	100.000
5.00	4.500	0.000	0.000	100.000

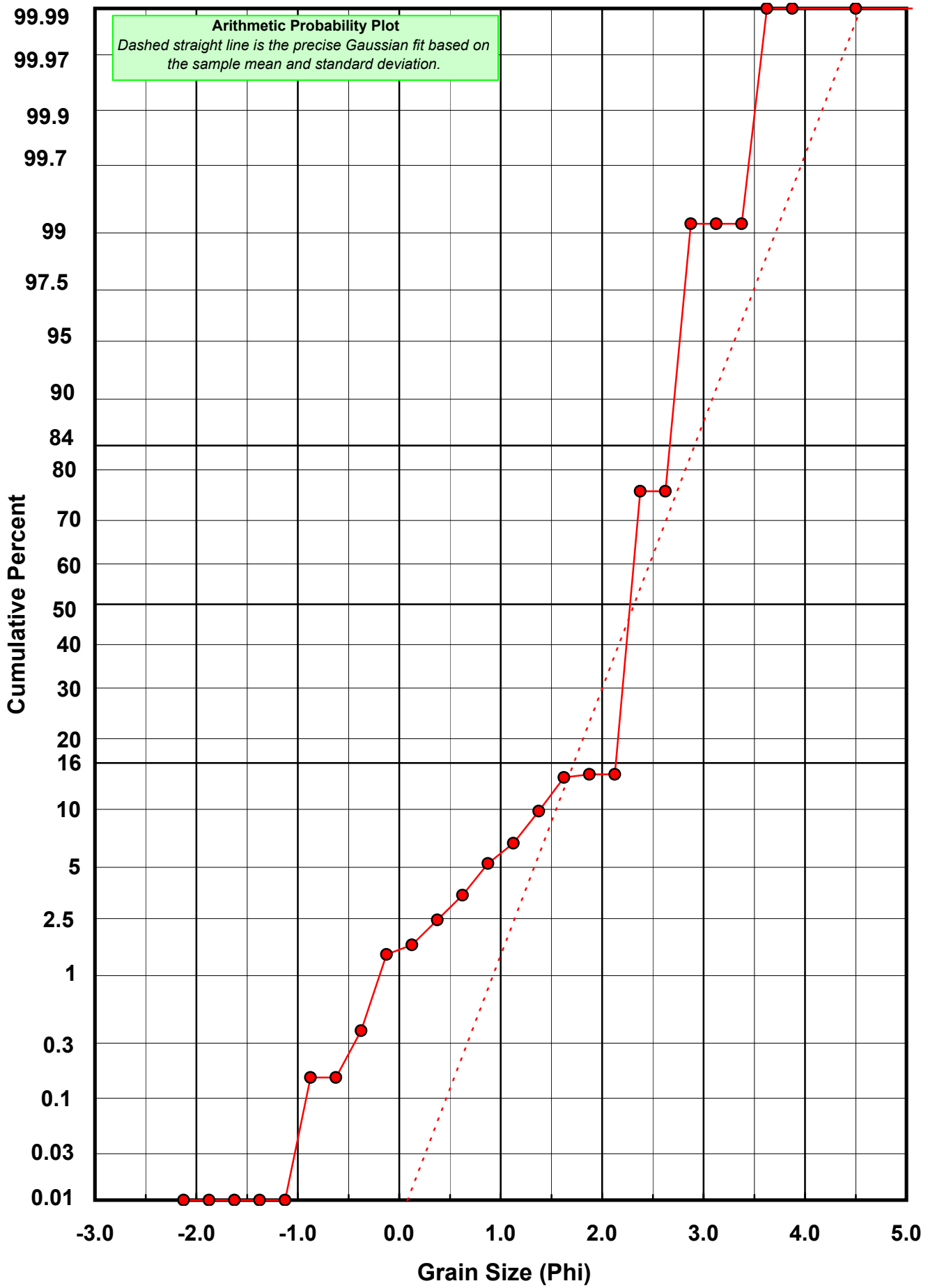
Statistical Results			
Mean:	2.3166	phi	(0.2007 mm)
Standard Dev:	0.5999	phi-units	(0.6598 mm)
Skewness:	-2.0144	dimensionless	
Kurtosis:	8.3800	dimensionless	
5th Moment:	-30.0661	dimensionless	
6th Moment:	126.1770	dimensionless	
RARD *	0.2590	dimensionless	
Median	2.2698	phi	(0.2074 mm)

* RARD = reciprocal absolute relative dispersion (see below)

Statistical Explanation	
Calculations based on the Method of Moments	
Skewness: 3rd Stand. Moment; Exact Gaussian = 0.0	
Kurtosis: 4th Stand. Moment; Exact Gaussian = 3.0	
For Further Explanation, See Calculation Sheets	
Millimeter data calculated by $mm = 2^{(-phi)}$	

Reciprocal Absolute Relative Dispersion (RARD) Scale	
< 0.5	Excellent homogeneity (e.g., beaches)
0.5 to 1.0	Good homogeneity
1.0 to 1.33	Fair homogeneity
> 1.33	Poor homogeneity (e.g., glacial)





Post-Digestion Grain Size Distribution

Onshore Grab Sample

Sample: SJ-29-SS

Total Digested Mass: 63.624 grams

% Silica: 97.9 %

Sieve Size (phi)	Sieve Midpt (phi)	Weight (grams)	Freq Weight %	Cumulative Weight %
-2.00	-2.125	0.000	0.000	0.000
-1.75	-1.875	0.000	0.000	0.000
-1.50	-1.625	0.000	0.000	0.000
-1.25	-1.375	0.000	0.000	0.000
-1.00	-1.125	0.000	0.000	0.000
-0.75	-0.875	0.000	0.000	0.000
-0.50	-0.625	0.000	0.000	0.000
-0.25	-0.375	0.000	0.000	0.000
0.00	-0.125	0.000	0.000	0.000
0.25	0.125	0.000	0.000	0.000
0.50	0.375	0.005	0.008	0.008
0.75	0.625	0.003	0.005	0.013
1.00	0.875	0.024	0.038	0.050
1.25	1.125	0.046	0.072	0.123
1.50	1.375	0.132	0.207	0.330
1.75	1.625	0.553	0.869	1.199
2.00	1.875	2.510	3.945	5.144
2.25	2.125	6.682	10.502	15.647
2.50	2.375	12.579	19.771	35.417
2.75	2.625	19.557	30.738	66.156
3.00	2.875	13.838	21.750	87.906
3.25	3.125	5.913	9.294	97.199
3.50	3.375	1.388	2.182	99.381
3.75	3.625	0.323	0.508	99.888
4.00	3.875	0.071	0.112	100.000
5.00	4.500	0.000	0.000	100.000

Statistical Results			
Mean:	2.6038	phi	(0.1645 mm)
Standard Dev:	0.3656	phi-units	(0.7761 mm)
Skewness:	-0.2391	dimensionless	
Kurtosis:	3.6146	dimensionless	
5th Moment:	-3.4239	dimensionless	
6th Moment:	29.3878	dimensionless	
RARD *	0.1404	dimensionless	
Median	2.4936	phi	(0.1776 mm)

* RARD = reciprocal absolute relative dispersion (see below)

Statistical Explanation	
Calculations based on the Method of Moments	
Skewness: 3rd Stand. Moment; Exact Gaussian = 0.0	
Kurtosis: 4th Stand. Moment; Exact Gaussian = 3.0	
For Further Explanation, See Calculation Sheets	
Millimeter data calculated by $mm = 2^{(-phi)}$	

Reciprocal Absolute Relative Dispersion (RARD) Scale	
< 0.5	Excellent homogeneity (e.g., beaches)
0.5 to 1.0	Good homogeneity
1.0 to 1.33	Fair homogeneity
> 1.33	Poor homogeneity (e.g., glacial)

