

**Onshore Grab Sample**

**Sample:** SJ-28-MB  
**Sample Taken By:** J. Ladner  
**Sample Collected On:** 12/1/03  
**Splits?** N/A

**County:** St. Johns  
**Latitude:** 29° 52' 31.9"  
**Longitude:** 81° 16' 14.4"  
**Datum:** WGS 84  
**Surf. Elev:** N/A  
**Datum:** N/A

**Fine Data Summary**

Total Sample Weight 68.059 grams  
Total Fines in Sample 0.261 grams  
Total Percent Fines 0.38 %

**Dry Sieving Summary**

Total Sample Weight 67.637 grams  
Total Digested Weight 65.470 grams  
Total Carbonate Weight 2.167 grams  
Total Silica % 96.80 %  
Total Carbonate % 3.20 %  
Carbonate/Silica Ratio 0.033

**General Comments:**

None

**Description**

Worked By: M. Lachance

# Pre-Digestion Grain Size Distribution

Onshore Grab Sample

Sample: SJ-28-MB

Total Sample Mass: 67.637 grams

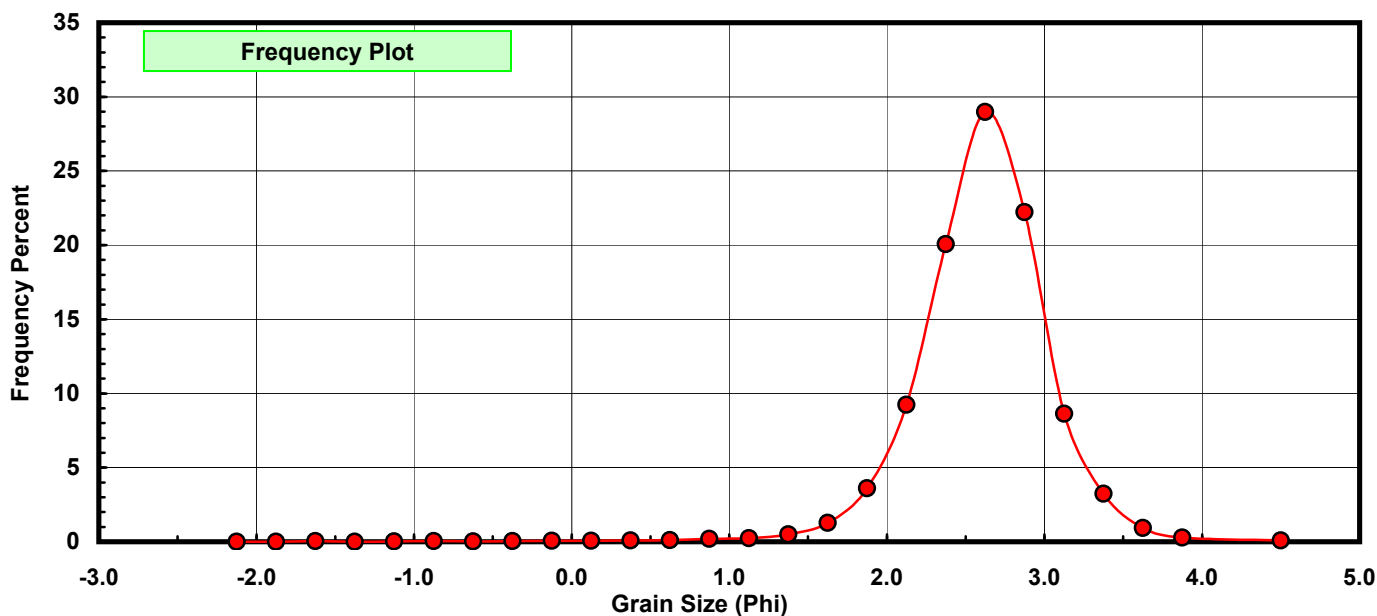
Sieve Size (phi)	Sieve Midpt (phi)	Weight (grams)	Freq Weight %	Cumulative Weight %
-2.00	-2.125	0.000	0.000	0.000
-1.75	-1.875	0.000	0.000	0.000
-1.50	-1.625	0.030	0.044	0.044
-1.25	-1.375	0.000	0.000	0.044
-1.00	-1.125	0.011	0.016	0.061
-0.75	-0.875	0.034	0.050	0.111
-0.50	-0.625	0.015	0.022	0.133
-0.25	-0.375	0.026	0.038	0.172
0.00	-0.125	0.040	0.059	0.231
0.25	0.125	0.051	0.075	0.306
0.50	0.375	0.061	0.090	0.396
0.75	0.625	0.067	0.099	0.495
1.00	0.875	0.128	0.189	0.685
1.25	1.125	0.165	0.244	0.928
1.50	1.375	0.340	0.503	1.431
1.75	1.625	0.860	1.271	2.703
2.00	1.875	2.444	3.613	6.316
2.25	2.125	6.243	9.230	15.546
2.50	2.375	13.571	20.064	35.611
2.75	2.625	19.602	28.981	64.592
3.00	2.875	15.034	22.227	86.819
3.25	3.125	5.839	8.633	95.452
3.50	3.375	2.194	3.244	98.696
3.75	3.625	0.631	0.933	99.629
4.00	3.875	0.187	0.276	99.905
5.00	4.500	0.064	0.095	100.000

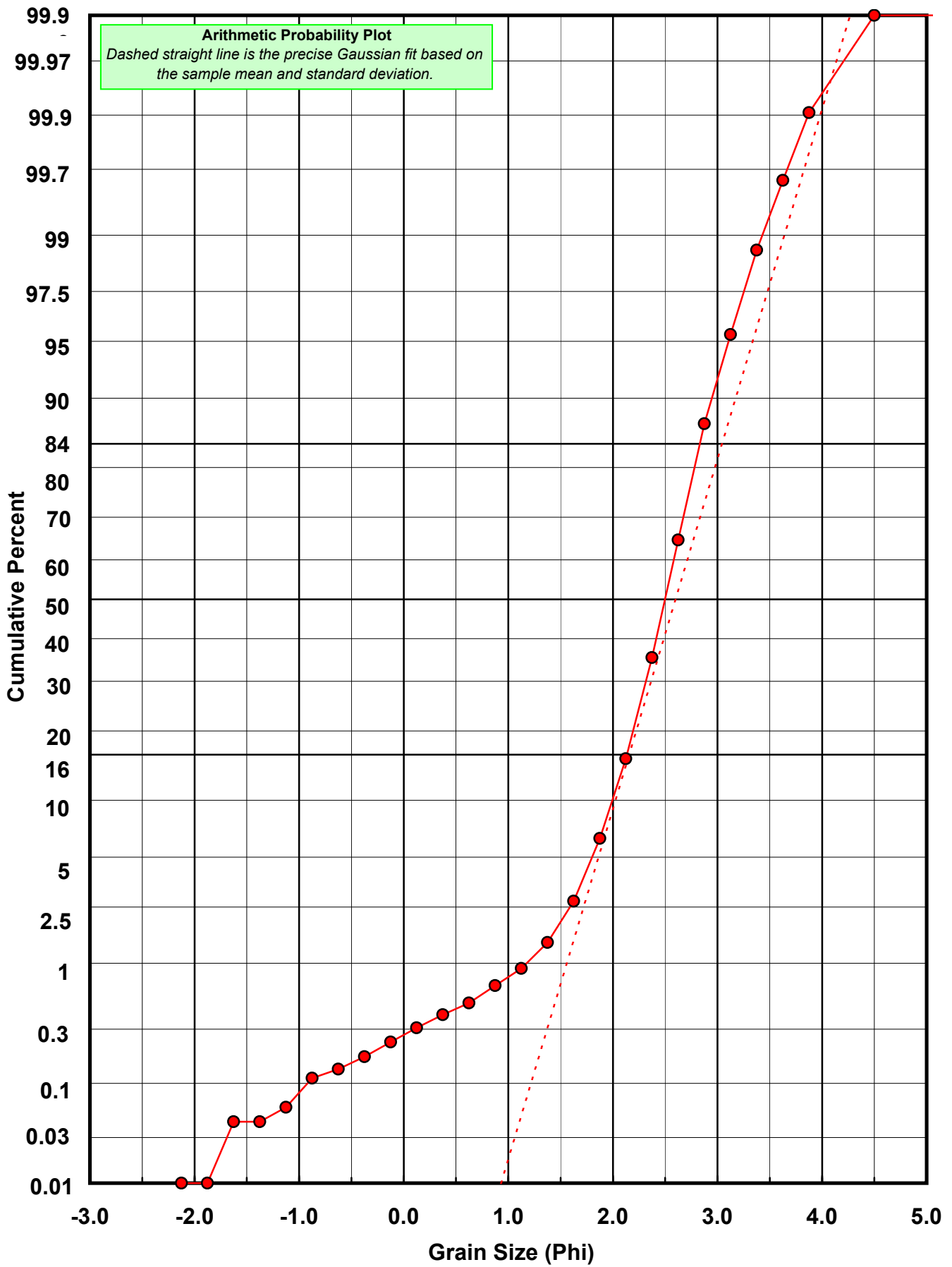
Statistical Results			
Mean:	2.5996	phi	(0.165 mm)
Standard Dev:	0.4481	phi-units	(0.733 mm)
Skewness:	-1.4808	dimensionless	
Kurtosis:	12.9331	dimensionless	
5th Moment:	-78.4737	dimensionless	
6th Moment:	642.5263	dimensionless	
RARD *	0.1724	dimensionless	
Median	2.4991	phi	(0.1769 mm)

\* RARD = reciprocal absolute relative dispersion (see below)

Statistical Explanation
Calculations based on the Method of Moments
Skewness: 3rd Stand. Moment; Exact Gaussian = 0.0
Kurtosis: 4th Stand. Moment; Exact Gaussian = 3.0
For Further Explanation, See Calculation Sheets
Millimeter data calculated by $mm = 2^{(-\phi)}$

Reciprocal Absolute Relative Dispersion (RARD) Scale	
< 0.5	Excellent homogeneity (e.g., beaches)
0.5 to 1.0	Good homogeneity
1.0 to 1.33	Fair homogeneity
> 1.33	Poor homogeneity (e.g., glacial)





# Carbonate Grain Size Distribution

Onshore Grab Sample

Sample: SJ-28-MB

Total Carbonate Mass: 2.504 grams

% Carbonate: 3.2 %

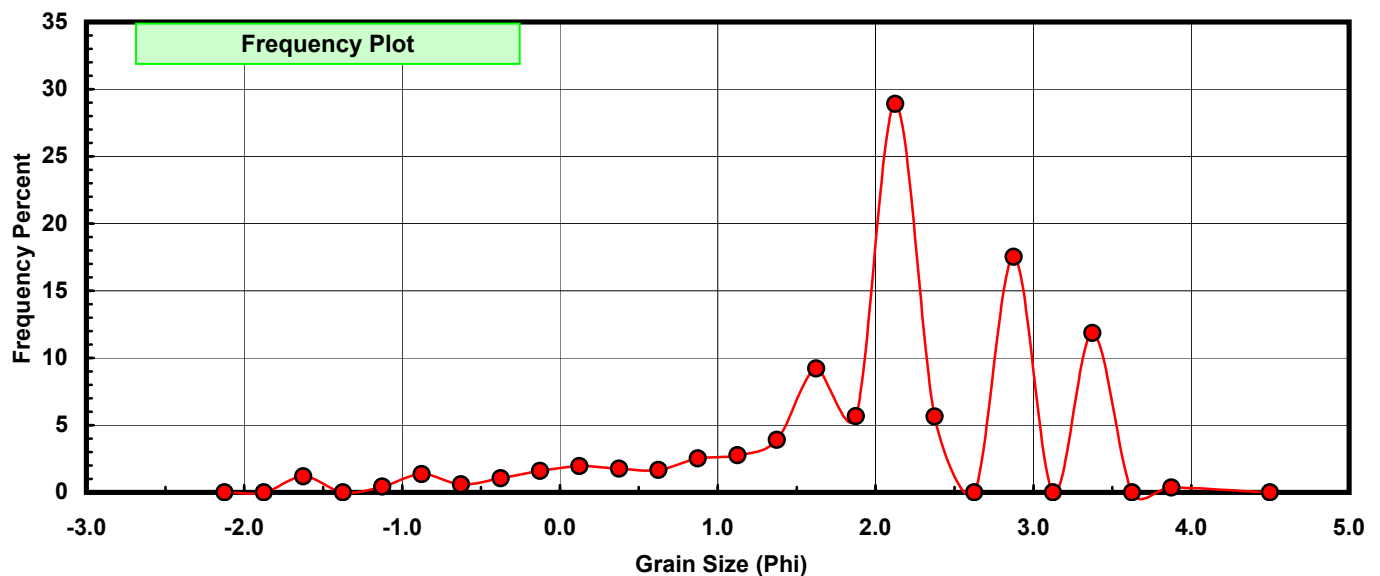
Sieve Size (phi)	Sieve Midpt (phi)	Weight (grams)	Freq Weight %	Cumulative Weight %
-2.00	-2.125	0.000	0.000	0.000
-1.75	-1.875	0.000	0.000	0.000
-1.50	-1.625	0.030	1.198	1.198
-1.25	-1.375	0.000	0.000	1.198
-1.00	-1.125	0.011	0.439	1.637
-0.75	-0.875	0.034	1.358	2.995
-0.50	-0.625	0.015	0.599	3.594
-0.25	-0.375	0.026	1.038	4.633
0.00	-0.125	0.040	1.597	6.230
0.25	0.125	0.049	1.957	8.187
0.50	0.375	0.044	1.757	9.944
0.75	0.625	0.042	1.677	11.621
1.00	0.875	0.063	2.516	14.137
1.25	1.125	0.069	2.756	16.893
1.50	1.375	0.098	3.914	20.807
1.75	1.625	0.231	9.225	30.032
2.00	1.875	0.142	5.671	35.703
2.25	2.125	0.724	28.914	64.617
2.50	2.375	0.141	5.631	70.248
2.75	2.625	0.000	0.000	70.248
3.00	2.875	0.439	17.532	87.780
3.25	3.125	0.000	0.000	87.780
3.50	3.375	0.297	11.861	99.641
3.75	3.625	0.000	0.000	99.641
4.00	3.875	0.009	0.359	100.000
5.00	4.500	0.000	0.000	100.000

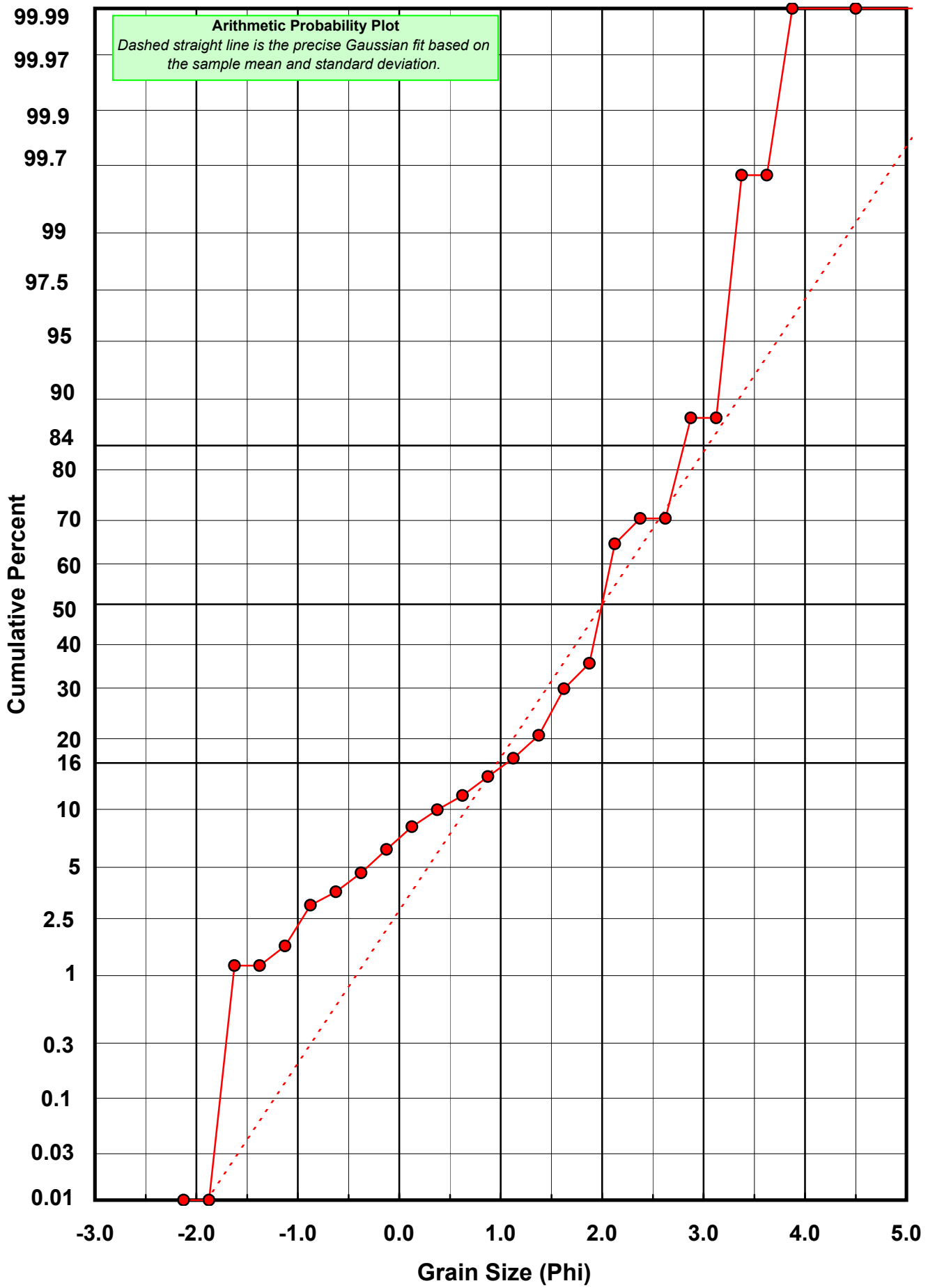
Statistical Results			
Mean:	2.0031	phi	(0.2495 mm)
Standard Dev:	1.0474	phi-units	(0.4838 mm)
Skewness:	-1.1332	dimensionless	
Kurtosis:	4.5139	dimensionless	
5th Moment:	-10.9667	dimensionless	
6th Moment:	35.5065	dimensionless	
RARD *	0.5229	dimensionless	
Median	1.9986	phi	(0.2502 mm)

\* RARD = reciprocal absolute relative dispersion (see below)

Statistical Explanation	
Calculations based on the Method of Moments	
Skewness: 3rd Stand. Moment; Exact Gaussian = 0.0	
Kurtosis: 4th Stand. Moment; Exact Gaussian = 3.0	
For Further Explanation, See Calculation Sheets	
Millimeter data calculated by $mm = 2^{(-\phi)}$	

Reciprocal Absolute Relative Dispersion (RARD) Scale	
< 0.5	Excellent homogeneity (e.g., beaches)
0.5 to 1.0	Good homogeneity
1.0 to 1.33	Fair homogeneity
> 1.33	Poor homogeneity (e.g., glacial)





# Post-Digestion Grain Size Distribution

Onshore Grab Sample

Sample: SJ-28-MB

Total Digested Mass: 65.405 grams

% Silica: 96.8 %

Sieve Size (phi)	Sieve Midpt (phi)	Weight (grams)	Freq Weight %	Cumulative Weight %
-2.00	-2.125	0.000	0.000	0.000
-1.75	-1.875	0.000	0.000	0.000
-1.50	-1.625	0.000	0.000	0.000
-1.25	-1.375	0.000	0.000	0.000
-1.00	-1.125	0.000	0.000	0.000
-0.75	-0.875	0.000	0.000	0.000
-0.50	-0.625	0.000	0.000	0.000
-0.25	-0.375	0.000	0.000	0.000
0.00	-0.125	0.000	0.000	0.000
0.25	0.125	0.002	0.003	0.003
0.50	0.375	0.017	0.026	0.029
0.75	0.625	0.025	0.038	0.067
1.00	0.875	0.065	0.099	0.167
1.25	1.125	0.096	0.147	0.313
1.50	1.375	0.242	0.370	0.683
1.75	1.625	0.629	0.962	1.645
2.00	1.875	2.302	3.520	5.165
2.25	2.125	5.519	8.438	13.603
2.50	2.375	13.430	20.534	34.137
2.75	2.625	19.873	30.385	64.521
3.00	2.875	14.595	22.315	86.836
3.25	3.125	5.880	8.990	95.826
3.50	3.375	1.897	2.900	98.726
3.75	3.625	0.655	1.001	99.728
4.00	3.875	0.178	0.272	100.000
5.00	4.500	0.000	0.000	100.000

Statistical Results			
Mean:	2.6214	phi	(0.1625 mm)
Standard Dev:	0.3844	phi-units	(0.7661 mm)
Skewness:	-0.3281	dimensionless	
Kurtosis:	4.5880	dimensionless	
5th Moment:	-7.2294	dimensionless	
6th Moment:	52.8818	dimensionless	
RARD *	0.1466	dimensionless	
Median	2.5055	phi	(0.1761 mm)

\* RARD = reciprocal absolute relative dispersion (see below)

Statistical Explanation	
Calculations based on the Method of Moments	
Skewness: 3rd Stand. Moment; Exact Gaussian = 0.0	
Kurtosis: 4th Stand. Moment; Exact Gaussian = 3.0	
For Further Explanation, See Calculation Sheets	
Millimeter data calculated by $mm = 2^{(-phi)}$	

Reciprocal Absolute Relative Dispersion (RARD) Scale	
< 0.5	Excellent homogeneity (e.g., beaches)
0.5 to 1.0	Good homogeneity
1.0 to 1.33	Fair homogeneity
> 1.33	Poor homogeneity (e.g., glacial)

