

Onshore Grab Sample

Sample: SJ-27-MB
Sample Taken By: J. Ladner
Sample Collected On: 12/1/03
Splits? N/A

County: St. Johns
Latitude: 29° 53' 20.3"
Longitude: 81° 16' 28.2"
Datum: WGS 84
Surf. Elev: N/A
Datum: N/A

Fine Data Summary

Total Sample Weight 43.973 grams
Total Fines in Sample 0.172 grams
Total Percent Fines 0.39 %

Dry Sieving Summary

Total Sample Weight 43.841 grams
Total Digested Weight 42.830 grams
Total Carbonate Weight 1.011 grams
Total Silica % 97.69 %
Total Carbonate % 2.31 %
Carbonate/Silica Ratio 0.024

General Comments:

None

Description

Worked By: M. Lachance

Pre-Digestion Grain Size Distribution

Onshore Grab Sample

Sample: SJ-27-MB

Total Sample Mass: 43.841 grams

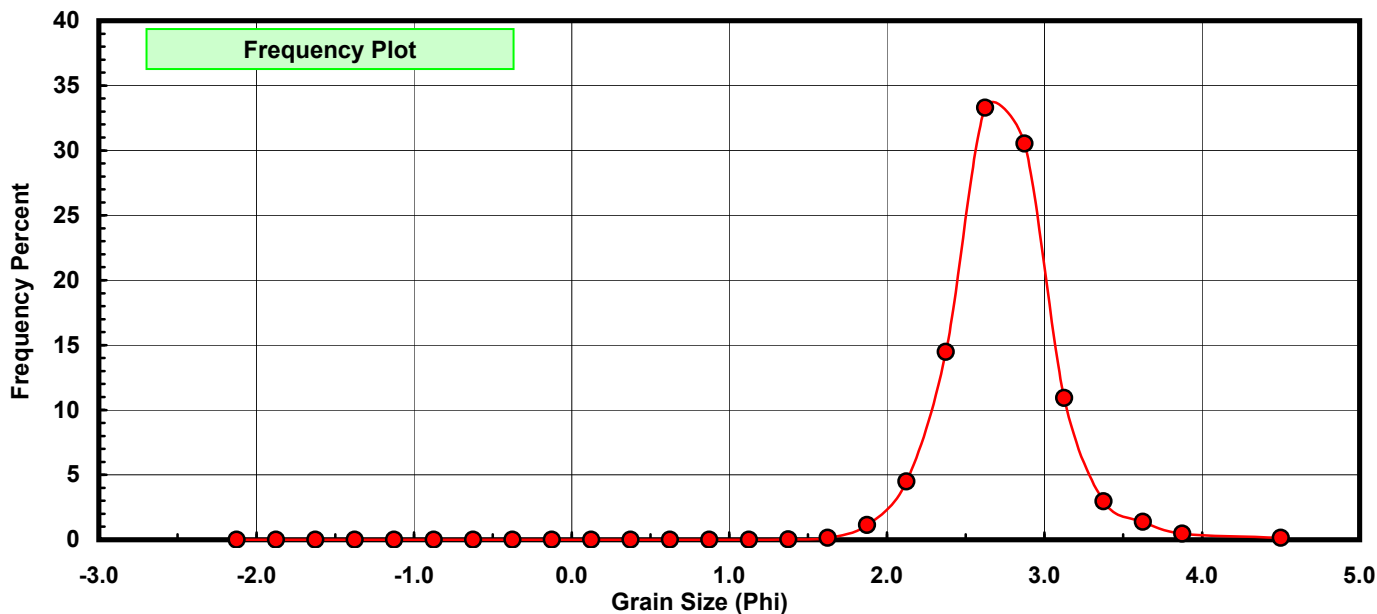
Sieve Size (phi)	Sieve Midpt (phi)	Weight (grams)	Freq Weight %	Cumulative Weight %
-2.00	-2.125	0.000	0.000	0.000
-1.75	-1.875	0.000	0.000	0.000
-1.50	-1.625	0.000	0.000	0.000
-1.25	-1.375	0.000	0.000	0.000
-1.00	-1.125	0.000	0.000	0.000
-0.75	-0.875	0.000	0.000	0.000
-0.50	-0.625	0.000	0.000	0.000
-0.25	-0.375	0.001	0.002	0.002
0.00	-0.125	0.005	0.011	0.014
0.25	0.125	0.002	0.005	0.018
0.50	0.375	0.005	0.011	0.030
0.75	0.625	0.004	0.009	0.039
1.00	0.875	0.005	0.011	0.050
1.25	1.125	0.005	0.011	0.062
1.50	1.375	0.006	0.014	0.075
1.75	1.625	0.060	0.137	0.212
2.00	1.875	0.493	1.125	1.337
2.25	2.125	1.968	4.489	5.826
2.50	2.375	6.346	14.475	20.301
2.75	2.625	14.594	33.288	53.589
3.00	2.875	13.389	30.540	84.129
3.25	3.125	4.793	10.933	95.062
3.50	3.375	1.293	2.949	98.011
3.75	3.625	0.602	1.373	99.384
4.00	3.875	0.202	0.461	99.845
5.00	4.500	0.068	0.155	100.000

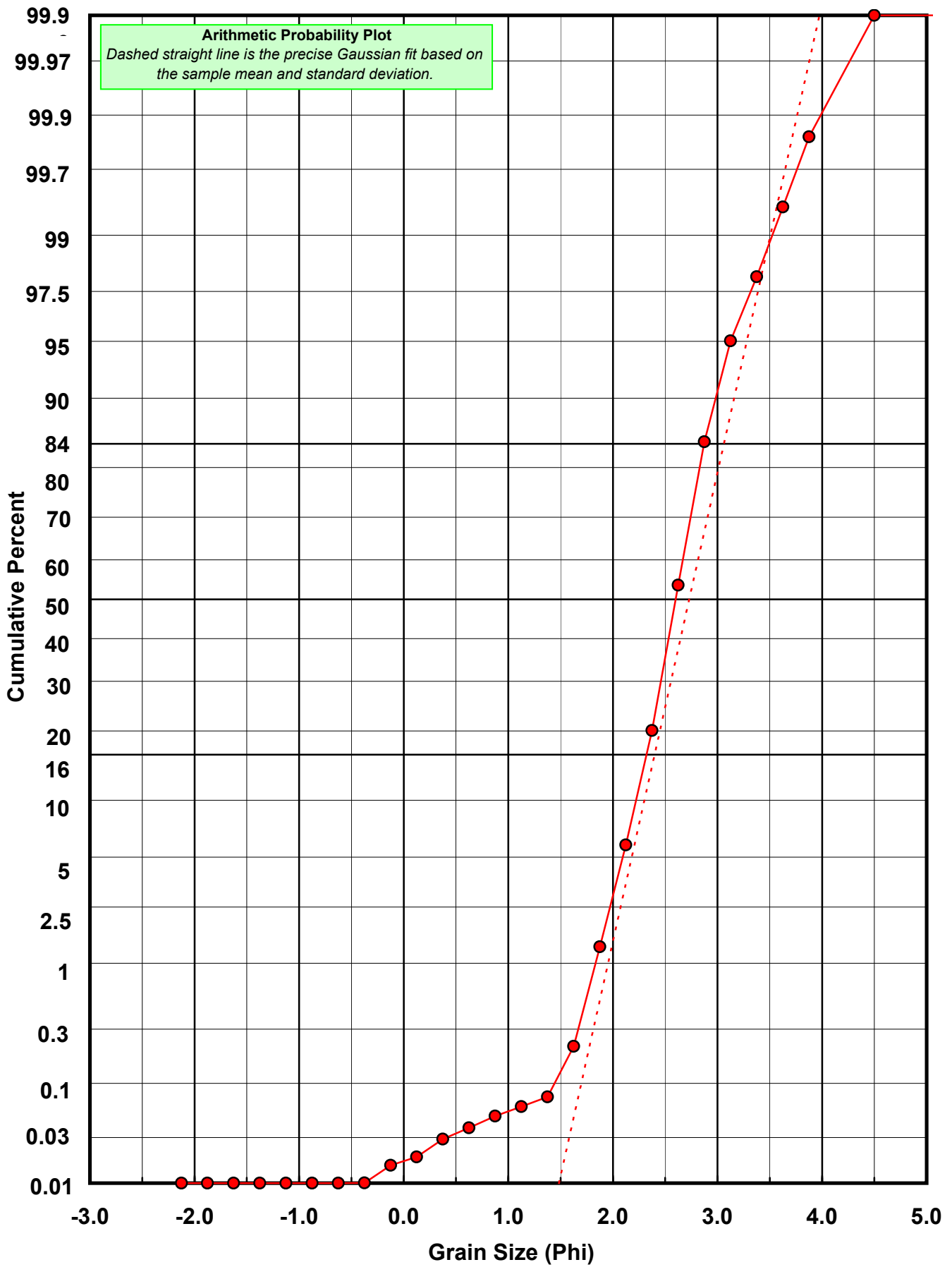
Statistical Results			
Mean:	2.7306	phi	(0.1507 mm)
Standard Dev:	0.3345	phi-units	(0.7931 mm)
Skewness:	0.1926	dimensionless	
Kurtosis:	6.2072	dimensionless	
5th Moment:	-3.3960	dimensionless	
6th Moment:	152.3392	dimensionless	
RARD *	0.1225	dimensionless	
Median	2.5980	phi	(0.1652 mm)

* RARD = reciprocal absolute relative dispersion (see below)

Statistical Explanation
Calculations based on the Method of Moments
Skewness: 3rd Stand. Moment; Exact Gaussian = 0.0
Kurtosis: 4th Stand. Moment; Exact Gaussian = 3.0
For Further Explanation, See Calculation Sheets
Millimeter data calculated by $mm = 2^{(-phi)}$

Reciprocal Absolute Relative Dispersion (RARD) Scale	
< 0.5	Excellent homogeneity (e.g., beaches)
0.5 to 1.0	Good homogeneity
1.0 to 1.33	Fair homogeneity
> 1.33	Poor homogeneity (e.g., glacial)





Carbonate Grain Size Distribution

Onshore Grab Sample

Sample: SJ-27-MB

Total Carbonate Mass: 1.487 grams

% Carbonate: 2.3 %

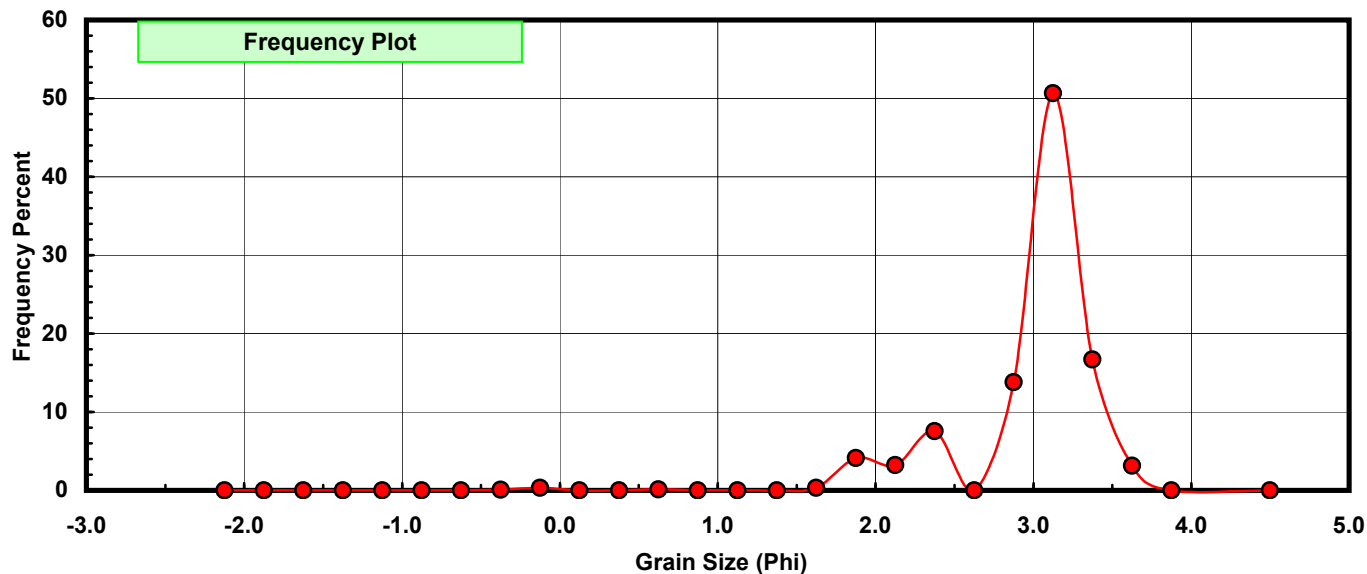
Sieve Size (phi)	Sieve Midpt (phi)	Weight (grams)	Freq Weight %	Cumulative Weight %
-2.00	-2.125	0.000	0.000	0.000
-1.75	-1.875	0.000	0.000	0.000
-1.50	-1.625	0.000	0.000	0.000
-1.25	-1.375	0.000	0.000	0.000
-1.00	-1.125	0.000	0.000	0.000
-0.75	-0.875	0.000	0.000	0.000
-0.50	-0.625	0.000	0.000	0.000
-0.25	-0.375	0.001	0.067	0.067
0.00	-0.125	0.005	0.336	0.403
0.25	0.125	0.000	0.000	0.403
0.50	0.375	0.000	0.000	0.403
0.75	0.625	0.002	0.134	0.538
1.00	0.875	0.000	0.000	0.538
1.25	1.125	0.000	0.000	0.538
1.50	1.375	0.000	0.000	0.538
1.75	1.625	0.005	0.336	0.874
2.00	1.875	0.061	4.102	4.976
2.25	2.125	0.048	3.228	8.204
2.50	2.375	0.112	7.532	15.736
2.75	2.625	0.000	0.000	15.736
3.00	2.875	0.205	13.786	29.523
3.25	3.125	0.753	50.639	80.161
3.50	3.375	0.248	16.678	96.839
3.75	3.625	0.047	3.161	100.000
4.00	3.875	0.000	0.000	100.000
5.00	4.500	0.000	0.000	100.000

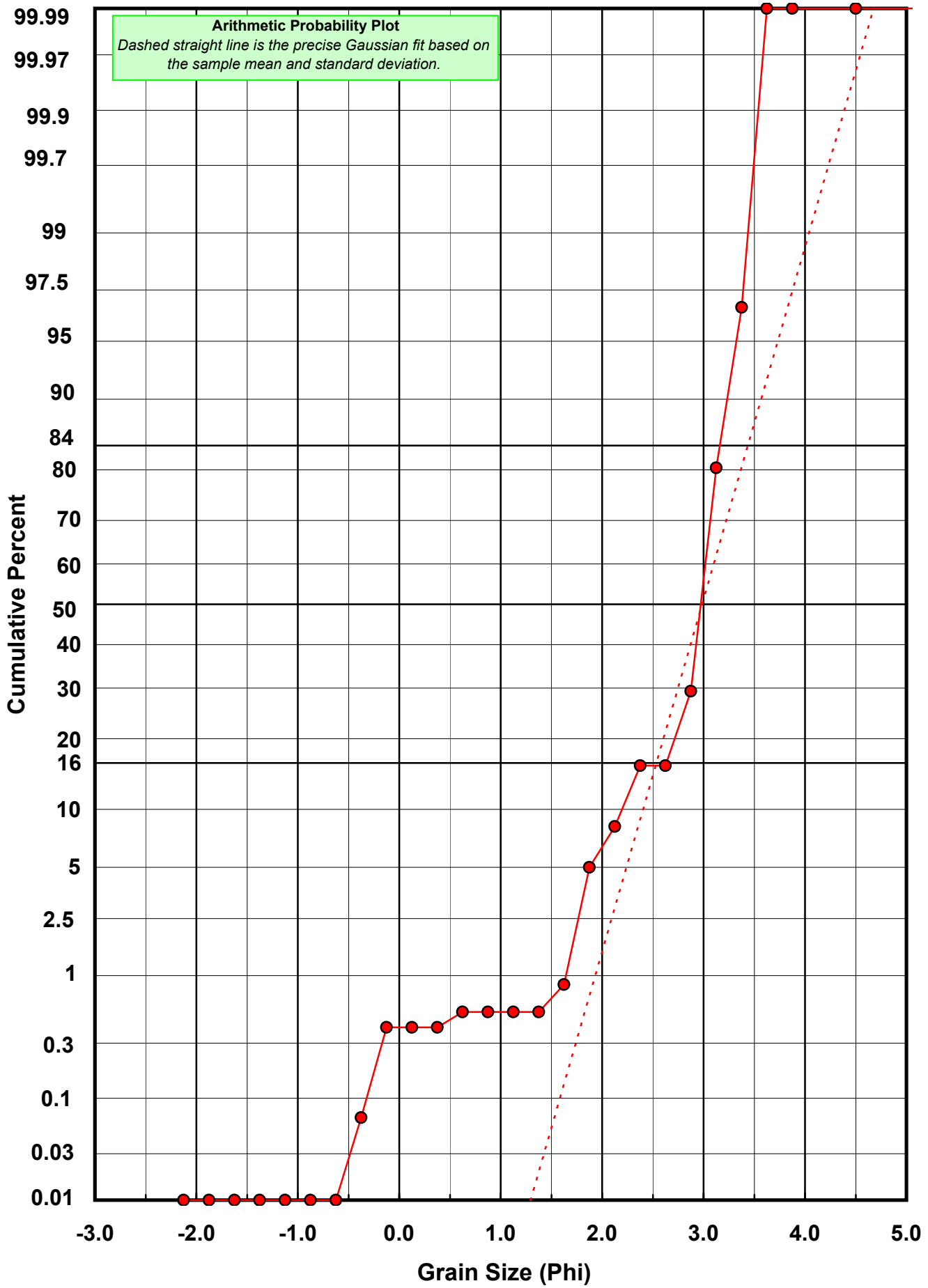
Statistical Results			
Mean:	2.9863	phi	(0.1262 mm)
Standard Dev:	0.4541	phi-units	(0.73 mm)
Skewness:	-2.4348	dimensionless	
Kurtosis:	13.0427	dimensionless	
5th Moment:	-76.1469	dimensionless	
6th Moment:	498.8184	dimensionless	
RARD *	0.1520	dimensionless	
Median	2.9761	phi	(0.1271 mm)

* RARD = reciprocal absolute relative dispersion (see below)

Statistical Explanation	
Calculations based on the Method of Moments	
Skewness: 3rd Stand. Moment; Exact Gaussian = 0.0	
Kurtosis: 4th Stand. Moment; Exact Gaussian = 3.0	
For Further Explanation, See Calculation Sheets	
Millimeter data calculated by $mm = 2^{(-phi)}$	

Reciprocal Absolute Relative Dispersion (RARD) Scale	
< 0.5	Excellent homogeneity (e.g., beaches)
0.5 to 1.0	Good homogeneity
1.0 to 1.33	Fair homogeneity
> 1.33	Poor homogeneity (e.g., glacial)





Post-Digestion Grain Size Distribution

Onshore Grab Sample

Sample: SJ-27-MB

Total Digested Mass: 42.768 grams

% Silica: 97.7 %

Sieve Size (phi)	Sieve Midpt (phi)	Weight (grams)	Freq Weight %	Cumulative Weight %
-2.00	-2.125	0.000	0.000	0.000
-1.75	-1.875	0.000	0.000	0.000
-1.50	-1.625	0.000	0.000	0.000
-1.25	-1.375	0.000	0.000	0.000
-1.00	-1.125	0.000	0.000	0.000
-0.75	-0.875	0.000	0.000	0.000
-0.50	-0.625	0.000	0.000	0.000
-0.25	-0.375	0.000	0.000	0.000
0.00	-0.125	0.000	0.000	0.000
0.25	0.125	0.004	0.009	0.009
0.50	0.375	0.005	0.012	0.021
0.75	0.625	0.002	0.005	0.026
1.00	0.875	0.013	0.030	0.056
1.25	1.125	0.010	0.023	0.079
1.50	1.375	0.009	0.021	0.101
1.75	1.625	0.055	0.129	0.229
2.00	1.875	0.432	1.010	1.239
2.25	2.125	1.920	4.489	5.729
2.50	2.375	6.234	14.576	20.305
2.75	2.625	15.052	35.195	55.499
3.00	2.875	13.184	30.827	86.326
3.25	3.125	4.040	9.446	95.773
3.50	3.375	1.045	2.443	98.216
3.75	3.625	0.555	1.298	99.514
4.00	3.875	0.208	0.486	100.000
5.00	4.500	0.000	0.000	100.000

Statistical Results			
Mean:	2.7172	phi	(0.1521 mm)
Standard Dev:	0.3186	phi-units	(0.8018 mm)
Skewness:	0.0559	dimensionless	
Kurtosis:	5.3356	dimensionless	
5th Moment:	-5.8705	dimensionless	
6th Moment:	95.7628	dimensionless	
RARD *	0.1173	dimensionless	
Median	2.5859	phi	(0.1666 mm)

* RARD = reciprocal absolute relative dispersion (see below)

Statistical Explanation	
Calculations based on the Method of Moments	
Skewness: 3rd Stand. Moment; Exact Gaussian = 0.0	
Kurtosis: 4th Stand. Moment; Exact Gaussian = 3.0	
For Further Explanation, See Calculation Sheets	
Millimeter data calculated by $mm = 2^{(-phi)}$	

Reciprocal Absolute Relative Dispersion (RARD) Scale	
< 0.5	Excellent homogeneity (e.g., beaches)
0.5 to 1.0	Good homogeneity
1.0 to 1.33	Fair homogeneity
> 1.33	Poor homogeneity (e.g., glacial)

