

Onshore Grab Sample

Sample: SJ-26-SS
Sample Taken By: J. Ladner
Sample Collected On: 12/1/03
Splits? N/A

County: St. Johns
Latitude: 29° 54' 11.3"
Longitude: 81° 16' 34.9"
Datum: WGS 84
Surf. Elev: N/A
Datum: N/A

Fine Data Summary

Total Sample Weight 75.284 grams
Total Fines in Sample 0.825 grams
Total Percent Fines 1.08 %

Dry Sieving Summary

Total Sample Weight 74.295 grams
Total Digested Weight 71.949 grams
Total Carbonate Weight 2.346 grams
Total Silica % 96.84 %
Total Carbonate % 3.16 %
Carbonate/Silica Ratio 0.033

General Comments:

None

Description

Worked By: M. Lachance

Pre-Digestion Grain Size Distribution

Onshore Grab Sample

Sample: SJ-26-SS

Total Sample Mass: 74.295 grams

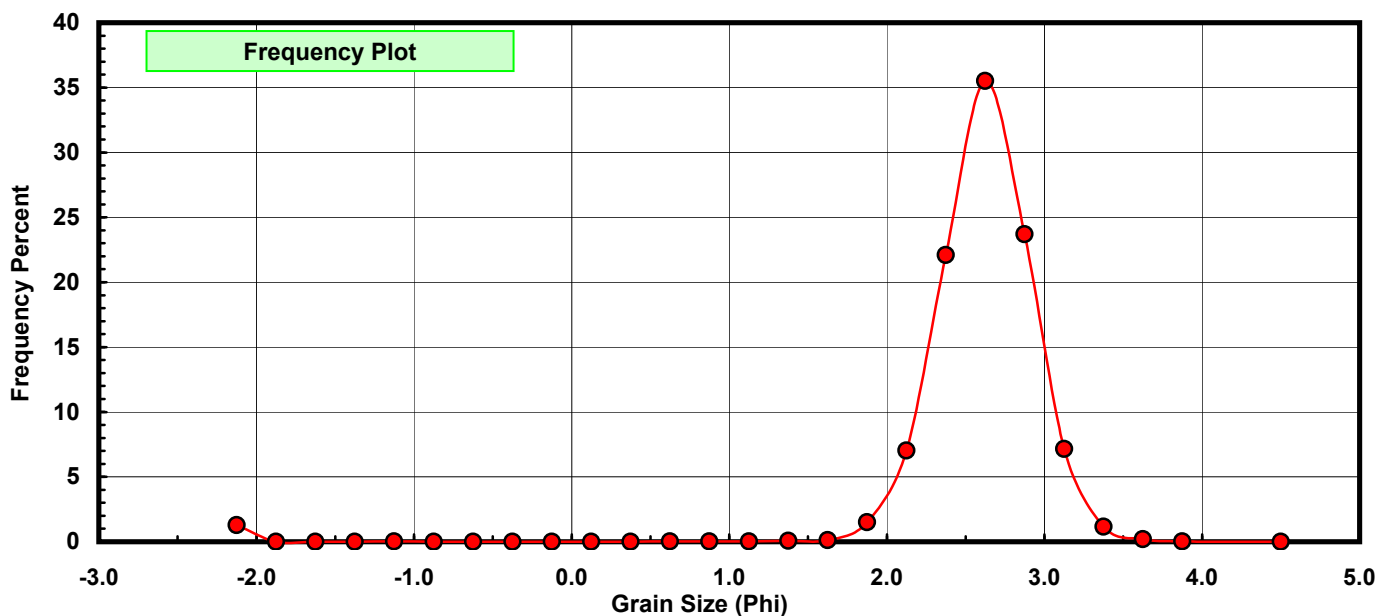
| Sieve Size (phi) | Sieve Midpt (phi) | Weight (grams) | Freq Weight % | Cumulative Weight % |
|------------------|-------------------|----------------|---------------|---------------------|
| -2.00 | -2.125 | 0.961 | 1.293 | 1.293 |
| -1.75 | -1.875 | 0.000 | 0.000 | 1.293 |
| -1.50 | -1.625 | 0.000 | 0.000 | 1.293 |
| -1.25 | -1.375 | 0.000 | 0.000 | 1.293 |
| -1.00 | -1.125 | 0.020 | 0.027 | 1.320 |
| -0.75 | -0.875 | 0.000 | 0.000 | 1.320 |
| -0.50 | -0.625 | 0.004 | 0.005 | 1.326 |
| -0.25 | -0.375 | 0.000 | 0.000 | 1.326 |
| 0.00 | -0.125 | 0.006 | 0.008 | 1.334 |
| 0.25 | 0.125 | 0.009 | 0.012 | 1.346 |
| 0.50 | 0.375 | 0.008 | 0.011 | 1.357 |
| 0.75 | 0.625 | 0.016 | 0.022 | 1.378 |
| 1.00 | 0.875 | 0.019 | 0.026 | 1.404 |
| 1.25 | 1.125 | 0.027 | 0.036 | 1.440 |
| 1.50 | 1.375 | 0.047 | 0.063 | 1.503 |
| 1.75 | 1.625 | 0.099 | 0.133 | 1.637 |
| 2.00 | 1.875 | 1.121 | 1.509 | 3.146 |
| 2.25 | 2.125 | 5.215 | 7.019 | 10.165 |
| 2.50 | 2.375 | 16.413 | 22.092 | 32.257 |
| 2.75 | 2.625 | 26.382 | 35.510 | 67.766 |
| 3.00 | 2.875 | 17.609 | 23.701 | 91.468 |
| 3.25 | 3.125 | 5.307 | 7.143 | 98.611 |
| 3.50 | 3.375 | 0.861 | 1.159 | 99.770 |
| 3.75 | 3.625 | 0.153 | 0.206 | 99.976 |
| 4.00 | 3.875 | 0.017 | 0.023 | 99.999 |
| 5.00 | 4.500 | 0.001 | 0.001 | 100.000 |

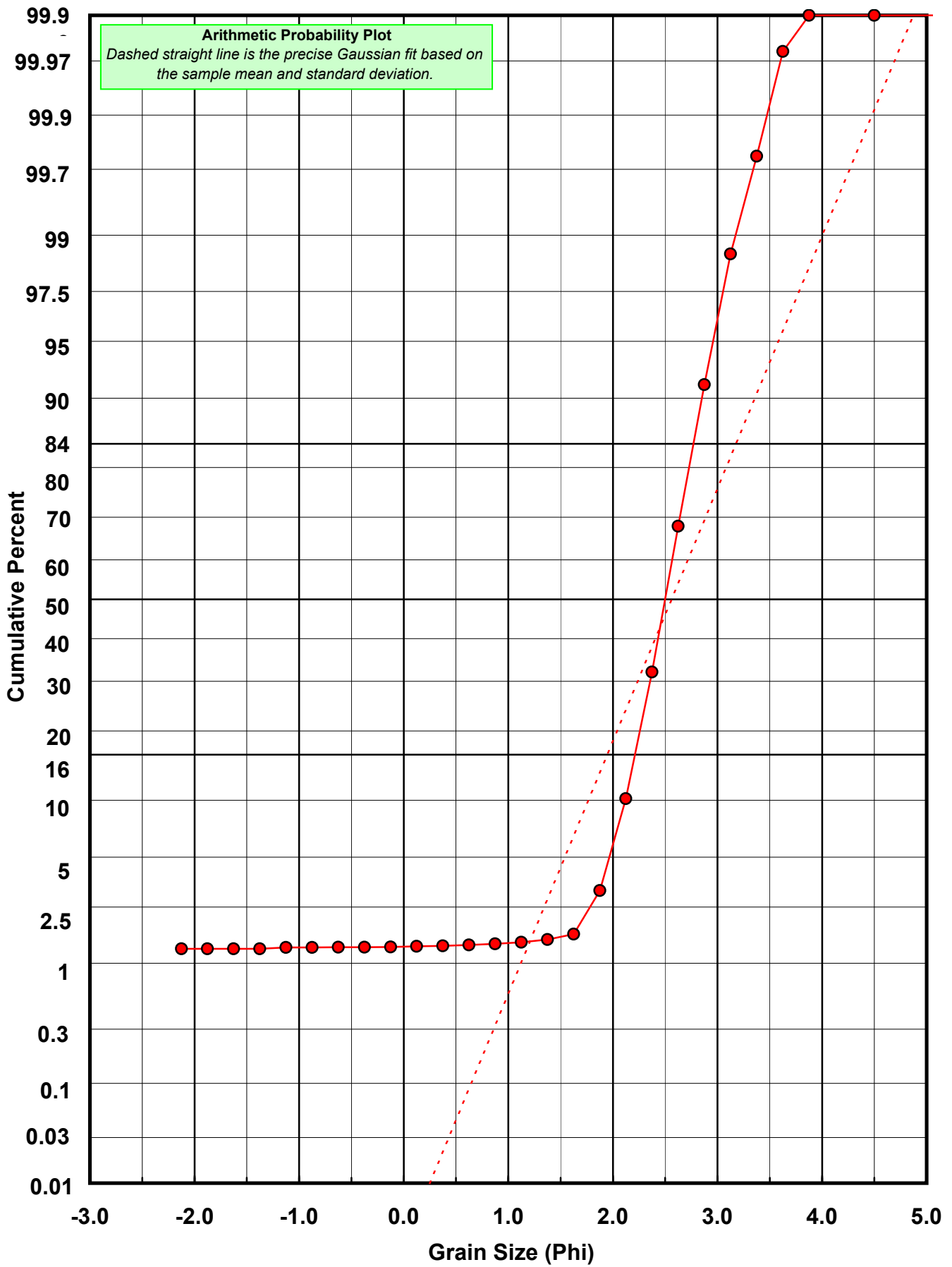
| Statistical Results | | | |
|---------------------|-----------|---------------|-------------|
| Mean: | 2.5625 | phi | (0.1693 mm) |
| Standard Dev: | 0.6210 | phi-units | (0.6502 mm) |
| Skewness: | -5.6746 | dimensionless | |
| Kurtosis: | 43.2337 | dimensionless | |
| 5th Moment: | -323.7693 | dimensionless | |
| 6th Moment: | 2439.2741 | dimensionless | |
| RARD * | 0.2424 | dimensionless | |
| Median | 2.4999 | phi | (0.1768 mm) |

* RARD = reciprocal absolute relative dispersion (see below)

| Statistical Explanation | |
|---|--|
| Calculations based on the Method of Moments | |
| Skewness: 3rd Stand. Moment; Exact Gaussian = 0.0 | |
| Kurtosis: 4th Stand. Moment; Exact Gaussian = 3.0 | |
| For Further Explanation, See Calculation Sheets | |
| Millimeter data calculated by $mm = 2^{(-phi)}$ | |

| Reciprocal Absolute Relative Dispersion (RARD) Scale | |
|--|---------------------------------------|
| < 0.5 | Excellent homogeneity (e.g., beaches) |
| 0.5 to 1.0 | Good homogeneity |
| 1.0 to 1.33 | Fair homogeneity |
| > 1.33 | Poor homogeneity (e.g., glacial) |





Carbonate Grain Size Distribution

Onshore Grab Sample

Sample: SJ-26-SS

Total Carbonate Mass: 2.791 grams

% Carbonate: 3.2 %

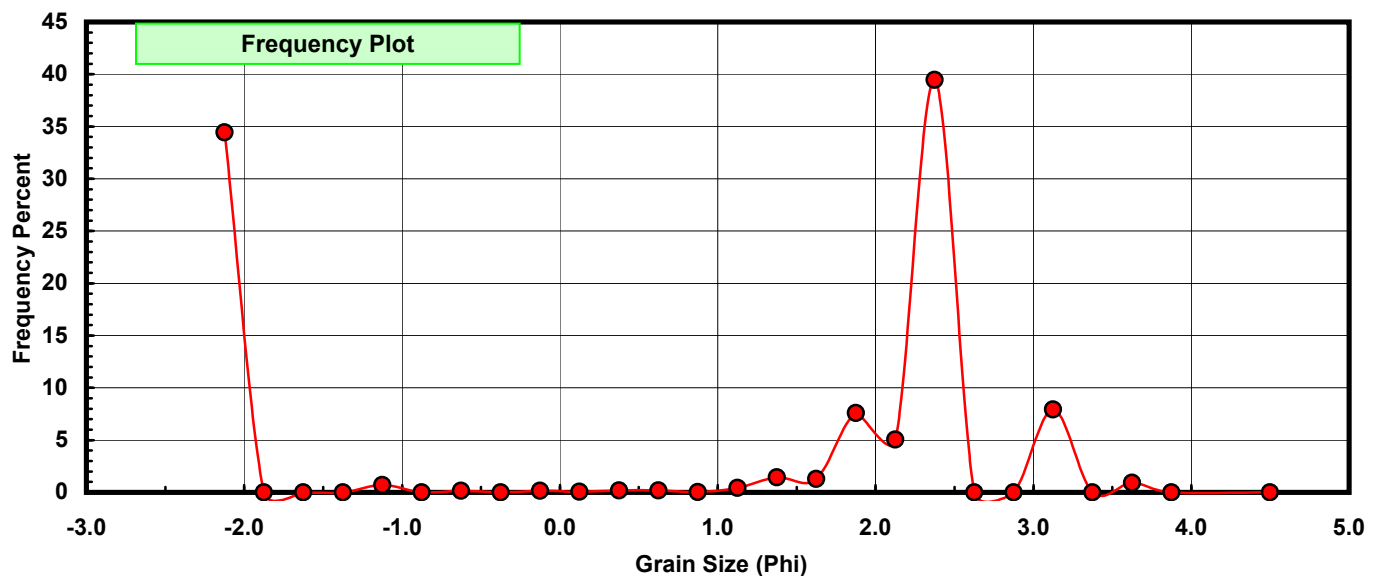
| Sieve Size (phi) | Sieve Midpt (phi) | Weight (grams) | Freq Weight % | Cumulative Weight % |
|------------------|-------------------|----------------|---------------|---------------------|
| -2.00 | -2.125 | 0.961 | 34.432 | 34.432 |
| -1.75 | -1.875 | 0.000 | 0.000 | 34.432 |
| -1.50 | -1.625 | 0.000 | 0.000 | 34.432 |
| -1.25 | -1.375 | 0.000 | 0.000 | 34.432 |
| -1.00 | -1.125 | 0.020 | 0.717 | 35.149 |
| -0.75 | -0.875 | 0.000 | 0.000 | 35.149 |
| -0.50 | -0.625 | 0.004 | 0.143 | 35.292 |
| -0.25 | -0.375 | 0.000 | 0.000 | 35.292 |
| 0.00 | -0.125 | 0.004 | 0.143 | 35.435 |
| 0.25 | 0.125 | 0.002 | 0.072 | 35.507 |
| 0.50 | 0.375 | 0.005 | 0.179 | 35.686 |
| 0.75 | 0.625 | 0.005 | 0.179 | 35.865 |
| 1.00 | 0.875 | 0.001 | 0.036 | 35.901 |
| 1.25 | 1.125 | 0.012 | 0.430 | 36.331 |
| 1.50 | 1.375 | 0.040 | 1.433 | 37.764 |
| 1.75 | 1.625 | 0.036 | 1.290 | 39.054 |
| 2.00 | 1.875 | 0.212 | 7.596 | 46.650 |
| 2.25 | 2.125 | 0.141 | 5.052 | 51.702 |
| 2.50 | 2.375 | 1.101 | 39.448 | 91.150 |
| 2.75 | 2.625 | 0.000 | 0.000 | 91.150 |
| 3.00 | 2.875 | 0.000 | 0.000 | 91.150 |
| 3.25 | 3.125 | 0.221 | 7.918 | 99.068 |
| 3.50 | 3.375 | 0.000 | 0.000 | 99.068 |
| 3.75 | 3.625 | 0.026 | 0.932 | 100.000 |
| 4.00 | 3.875 | 0.000 | 0.000 | 100.000 |
| 5.00 | 4.500 | 0.000 | 0.000 | 100.000 |

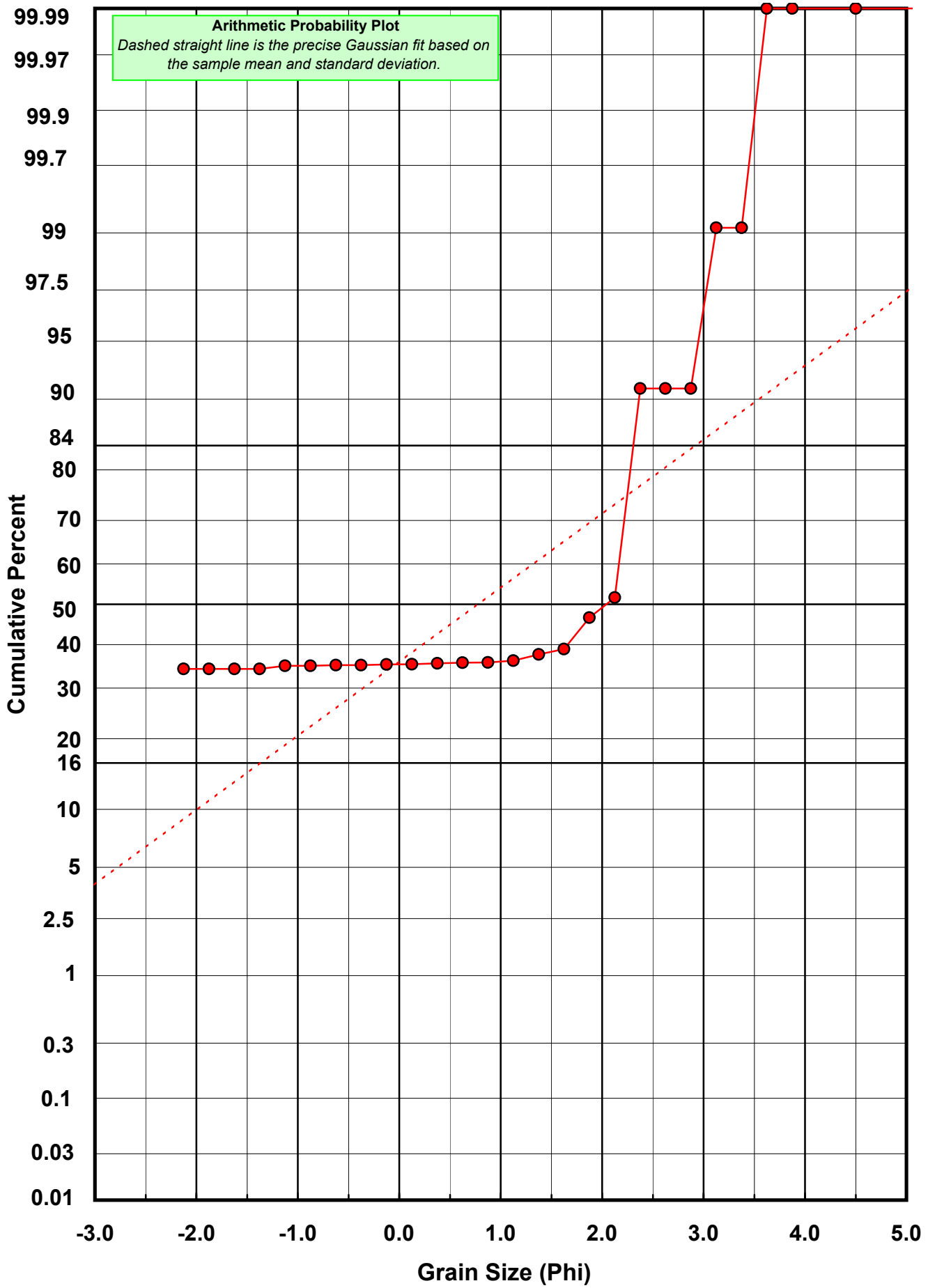
| Statistical Results | | | |
|---------------------|---------|---------------|-------------|
| Mean: | 0.7748 | phi | (0.5845 mm) |
| Standard Dev: | 2.1559 | phi-units | (0.2244 mm) |
| Skewness: | -0.5342 | dimensionless | |
| Kurtosis: | 1.4049 | dimensionless | |
| 5th Moment: | -1.2636 | dimensionless | |
| 6th Moment: | 2.2951 | dimensionless | |
| RARD * | 2.7827 | dimensionless | |
| Median | 2.0408 | phi | (0.243 mm) |

* RARD = reciprocal absolute relative dispersion (see below)

| Statistical Explanation | |
|---|--|
| Calculations based on the Method of Moments | |
| Skewness: 3rd Stand. Moment; Exact Gaussian = 0.0 | |
| Kurtosis: 4th Stand. Moment; Exact Gaussian = 3.0 | |
| For Further Explanation, See Calculation Sheets | |
| Millimeter data calculated by $mm = 2^{(-phi)}$ | |

| Reciprocal Absolute Relative Dispersion (RARD) Scale | |
|--|---------------------------------------|
| < 0.5 | Excellent homogeneity (e.g., beaches) |
| 0.5 to 1.0 | Good homogeneity |
| 1.0 to 1.33 | Fair homogeneity |
| > 1.33 | Poor homogeneity (e.g., glacial) |





Post-Digestion Grain Size Distribution

Onshore Grab Sample

Sample: SJ-26-SS

Total Digested Mass: 71.948 grams

% Silica: 96.8 %

| Sieve Size (phi) | Sieve Midpt (phi) | Weight (grams) | Freq Weight % | Cumulative Weight % |
|------------------|-------------------|----------------|---------------|---------------------|
| -2.00 | -2.125 | 0.000 | 0.000 | 0.000 |
| -1.75 | -1.875 | 0.000 | 0.000 | 0.000 |
| -1.50 | -1.625 | 0.000 | 0.000 | 0.000 |
| -1.25 | -1.375 | 0.000 | 0.000 | 0.000 |
| -1.00 | -1.125 | 0.000 | 0.000 | 0.000 |
| -0.75 | -0.875 | 0.000 | 0.000 | 0.000 |
| -0.50 | -0.625 | 0.000 | 0.000 | 0.000 |
| -0.25 | -0.375 | 0.003 | 0.004 | 0.004 |
| 0.00 | -0.125 | 0.002 | 0.003 | 0.007 |
| 0.25 | 0.125 | 0.007 | 0.010 | 0.017 |
| 0.50 | 0.375 | 0.003 | 0.004 | 0.021 |
| 0.75 | 0.625 | 0.011 | 0.015 | 0.036 |
| 1.00 | 0.875 | 0.018 | 0.025 | 0.061 |
| 1.25 | 1.125 | 0.015 | 0.021 | 0.082 |
| 1.50 | 1.375 | 0.007 | 0.010 | 0.092 |
| 1.75 | 1.625 | 0.063 | 0.088 | 0.179 |
| 2.00 | 1.875 | 0.909 | 1.263 | 1.443 |
| 2.25 | 2.125 | 5.074 | 7.052 | 8.495 |
| 2.50 | 2.375 | 15.312 | 21.282 | 29.777 |
| 2.75 | 2.625 | 26.683 | 37.087 | 66.864 |
| 3.00 | 2.875 | 17.709 | 24.614 | 91.477 |
| 3.25 | 3.125 | 5.086 | 7.069 | 98.546 |
| 3.50 | 3.375 | 0.901 | 1.252 | 99.798 |
| 3.75 | 3.625 | 0.127 | 0.177 | 99.975 |
| 4.00 | 3.875 | 0.018 | 0.025 | 100.000 |
| 5.00 | 4.500 | 0.000 | 0.000 | 100.000 |

| Statistical Results | | | |
|---------------------|----------|---------------|-------------|
| Mean: | 2.6328 | phi | (0.1612 mm) |
| Standard Dev: | 0.2928 | phi-units | (0.8163 mm) |
| Skewness: | -0.2937 | dimensionless | |
| Kurtosis: | 5.2392 | dimensionless | |
| 5th Moment: | -17.4978 | dimensionless | |
| 6th Moment: | 166.5612 | dimensionless | |
| RARD * | 0.1112 | dimensionless | |
| Median | 2.5113 | phi | (0.1754 mm) |

* RARD = reciprocal absolute relative dispersion (see below)

| Statistical Explanation | |
|---|--|
| Calculations based on the Method of Moments | |
| Skewness: 3rd Stand. Moment; Exact Gaussian = 0.0 | |
| Kurtosis: 4th Stand. Moment; Exact Gaussian = 3.0 | |
| For Further Explanation, See Calculation Sheets | |
| Millimeter data calculated by $mm = 2^{(-phi)}$ | |

| Reciprocal Absolute Relative Dispersion (RARD) Scale | |
|--|---------------------------------------|
| < 0.5 | Excellent homogeneity (e.g., beaches) |
| 0.5 to 1.0 | Good homogeneity |
| 1.0 to 1.33 | Fair homogeneity |
| > 1.33 | Poor homogeneity (e.g., glacial) |

