

**Onshore Grab Sample**

**Sample:** SJ-26-MB  
**Sample Taken By:** J. Ladner  
**Sample Collected On:** 12/1/03  
**Splits?** N/A

**County:** St. Johns  
**Latitude:** 29° 54' 11.4"  
**Longitude:** 81° 16' 36.5"  
**Datum:** WGS 84  
**Surf. Elev:** N/A  
**Datum:** N/A

**Fine Data Summary**

Total Sample Weight 60.524 grams  
Total Fines in Sample 0.175 grams  
Total Percent Fines 0.29 %

**Dry Sieving Summary**

Total Sample Weight 60.405 grams  
Total Digested Weight 58.889 grams  
Total Carbonate Weight 1.516 grams  
Total Silica % 97.49 %  
Total Carbonate % 2.51 %  
Carbonate/Silica Ratio 0.026

**General Comments:**

None

**Description**

Worked By: M. Lachance

# Pre-Digestion Grain Size Distribution

Onshore Grab Sample

Sample: SJ-26-MB

Total Sample Mass: 60.405 grams

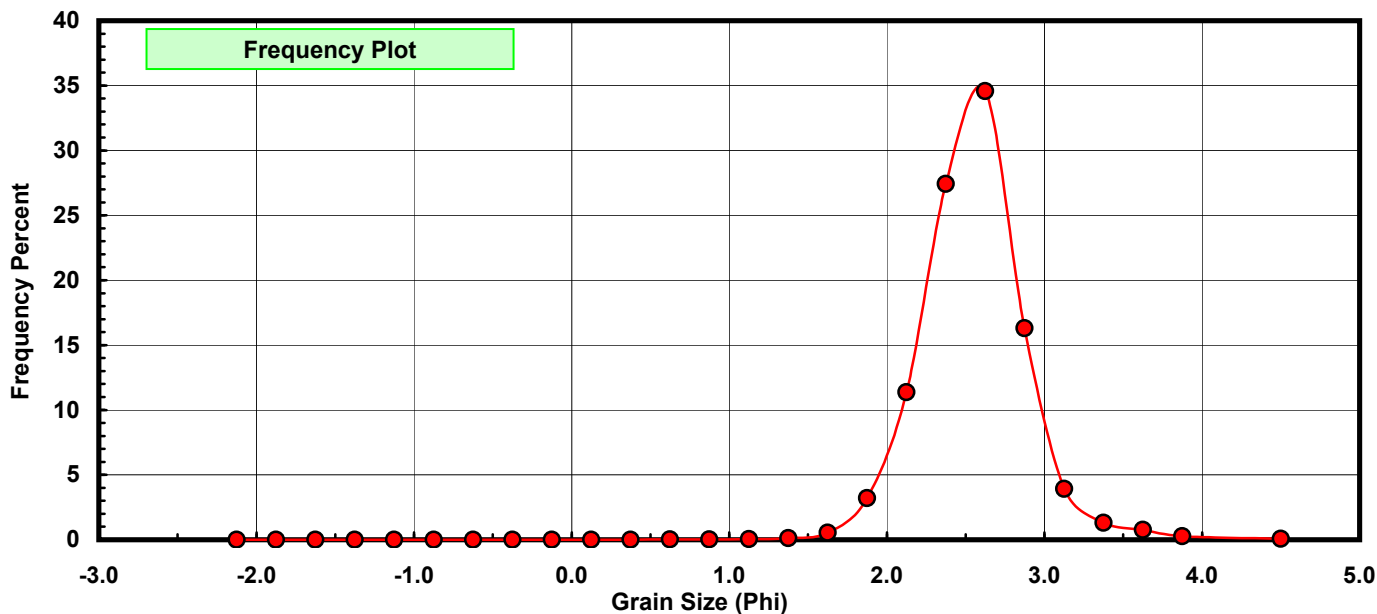
Sieve Size (phi)	Sieve Midpt (phi)	Weight (grams)	Freq Weight %	Cumulative Weight %
-2.00	-2.125	0.000	0.000	0.000
-1.75	-1.875	0.000	0.000	0.000
-1.50	-1.625	0.000	0.000	0.000
-1.25	-1.375	0.000	0.000	0.000
-1.00	-1.125	0.000	0.000	0.000
-0.75	-0.875	0.000	0.000	0.000
-0.50	-0.625	0.000	0.000	0.000
-0.25	-0.375	0.006	0.010	0.010
0.00	-0.125	0.002	0.003	0.013
0.25	0.125	0.006	0.010	0.023
0.50	0.375	0.005	0.008	0.031
0.75	0.625	0.008	0.013	0.045
1.00	0.875	0.019	0.031	0.076
1.25	1.125	0.026	0.043	0.119
1.50	1.375	0.072	0.119	0.238
1.75	1.625	0.329	0.545	0.783
2.00	1.875	1.936	3.205	3.988
2.25	2.125	6.864	11.363	15.351
2.50	2.375	16.565	27.423	42.775
2.75	2.625	20.890	34.583	77.358
3.00	2.875	9.848	16.303	93.661
3.25	3.125	2.375	3.932	97.593
3.50	3.375	0.791	1.309	98.902
3.75	3.625	0.459	0.760	99.662
4.00	3.875	0.159	0.263	99.926
5.00	4.500	0.045	0.074	100.000

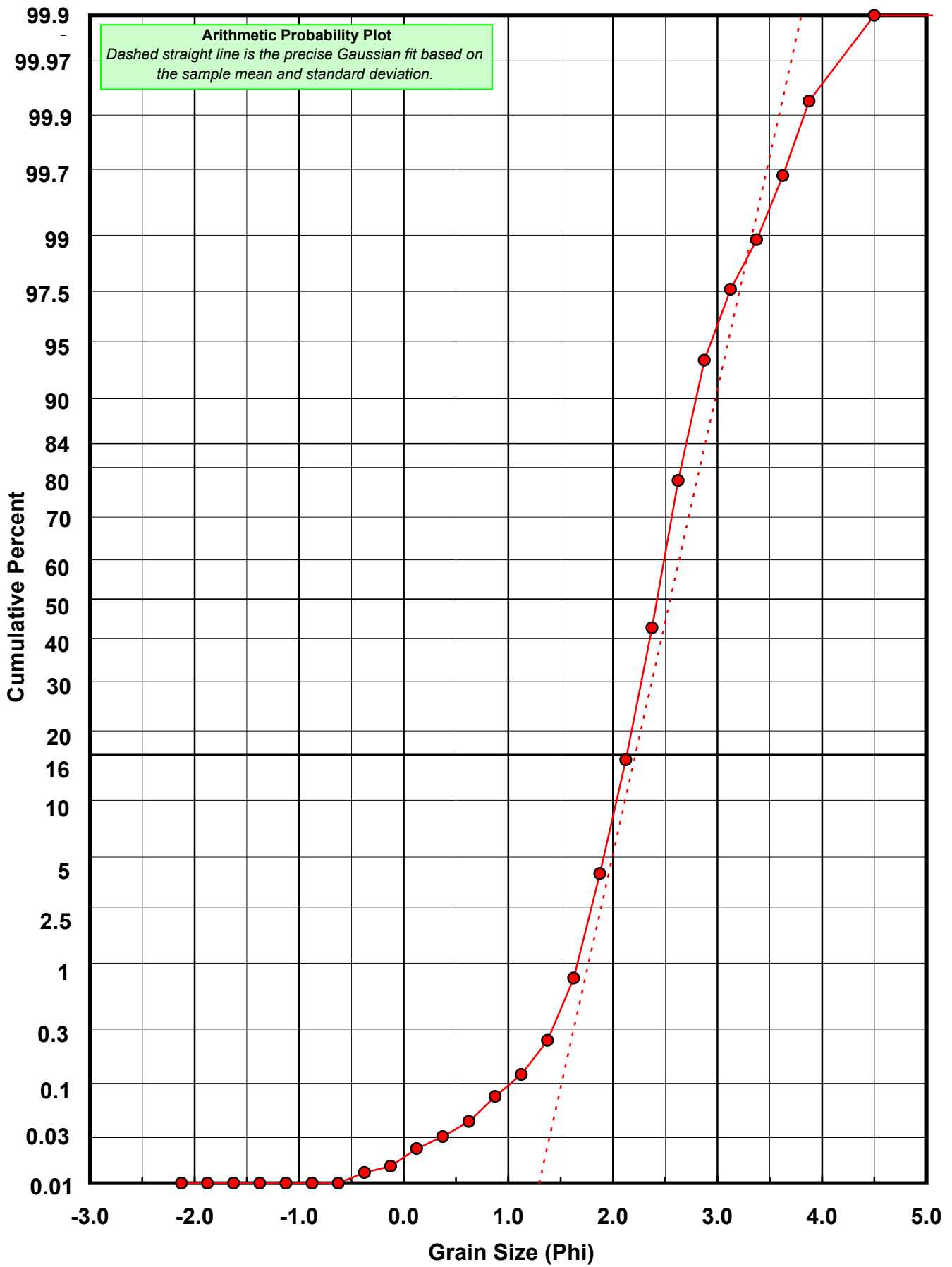
Statistical Results			
Mean:	2.5489	phi	(0.1709 mm)
Standard Dev:	0.3366	phi-units	(0.7919 mm)
Skewness:	0.1780	dimensionless	
Kurtosis:	6.2113	dimensionless	
5th Moment:	-2.2674	dimensionless	
6th Moment:	142.1284	dimensionless	
RARD *	0.1321	dimensionless	
Median	2.4272	phi	(0.1859 mm)

\* RARD = reciprocal absolute relative dispersion (see below)

Statistical Explanation	
Calculations based on the Method of Moments	
Skewness: 3rd Stand. Moment; Exact Gaussian = 0.0	
Kurtosis: 4th Stand. Moment; Exact Gaussian = 3.0	
For Further Explanation, See Calculation Sheets	
Millimeter data calculated by $mm = 2^{(-phi)}$	

Reciprocal Absolute Relative Dispersion (RARD) Scale	
< 0.5	Excellent homogeneity (e.g., beaches)
0.5 to 1.0	Good homogeneity
1.0 to 1.33	Fair homogeneity
> 1.33	Poor homogeneity (e.g., glacial)





# Carbonate Grain Size Distribution

Onshore Grab Sample

Sample: SJ-26-MB

Total Carbonate Mass: 1.523 grams

% Carbonate: 2.5 %

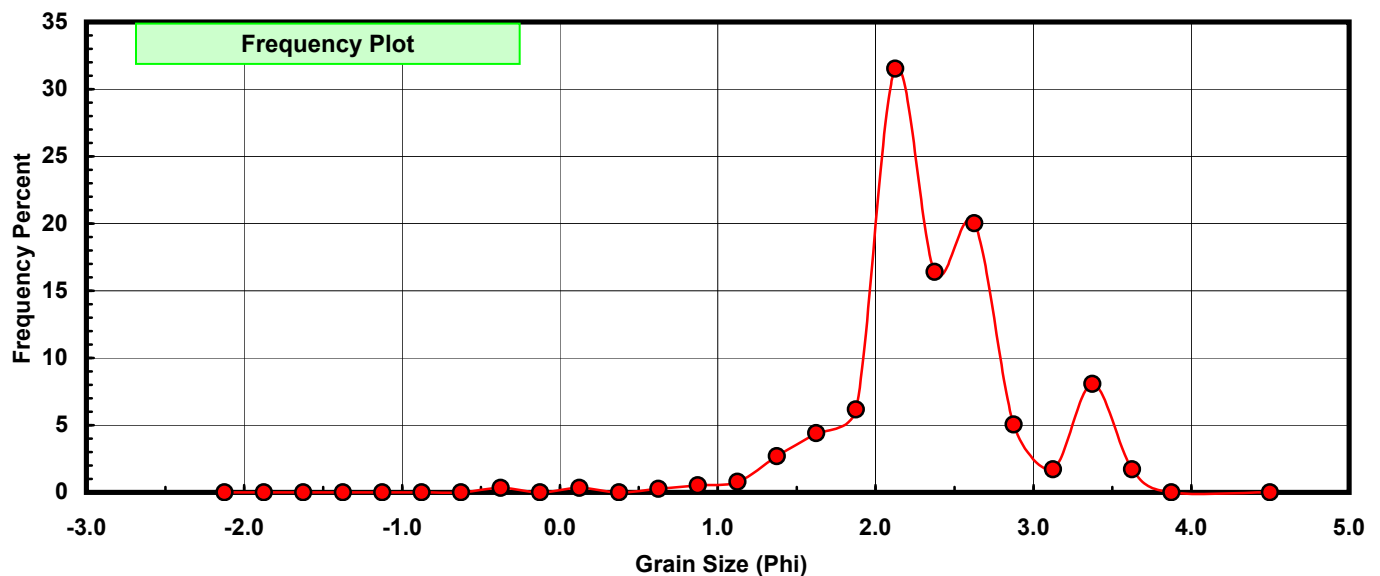
Sieve Size (phi)	Sieve Midpt (phi)	Weight (grams)	Freq Weight %	Cumulative Weight %
-2.00	-2.125	0.000	0.000	0.000
-1.75	-1.875	0.000	0.000	0.000
-1.50	-1.625	0.000	0.000	0.000
-1.25	-1.375	0.000	0.000	0.000
-1.00	-1.125	0.000	0.000	0.000
-0.75	-0.875	0.000	0.000	0.000
-0.50	-0.625	0.000	0.000	0.000
-0.25	-0.375	0.005	0.328	0.328
0.00	-0.125	0.000	0.000	0.328
0.25	0.125	0.005	0.328	0.657
0.50	0.375	0.000	0.000	0.657
0.75	0.625	0.004	0.263	0.919
1.00	0.875	0.008	0.525	1.445
1.25	1.125	0.012	0.788	2.232
1.50	1.375	0.041	2.692	4.924
1.75	1.625	0.067	4.399	9.324
2.00	1.875	0.094	6.172	15.496
2.25	2.125	0.480	31.517	47.012
2.50	2.375	0.250	16.415	63.427
2.75	2.625	0.305	20.026	83.454
3.00	2.875	0.077	5.056	88.510
3.25	3.125	0.026	1.707	90.217
3.50	3.375	0.123	8.076	98.293
3.75	3.625	0.026	1.707	100.000
4.00	3.875	0.000	0.000	100.000
5.00	4.500	0.000	0.000	100.000

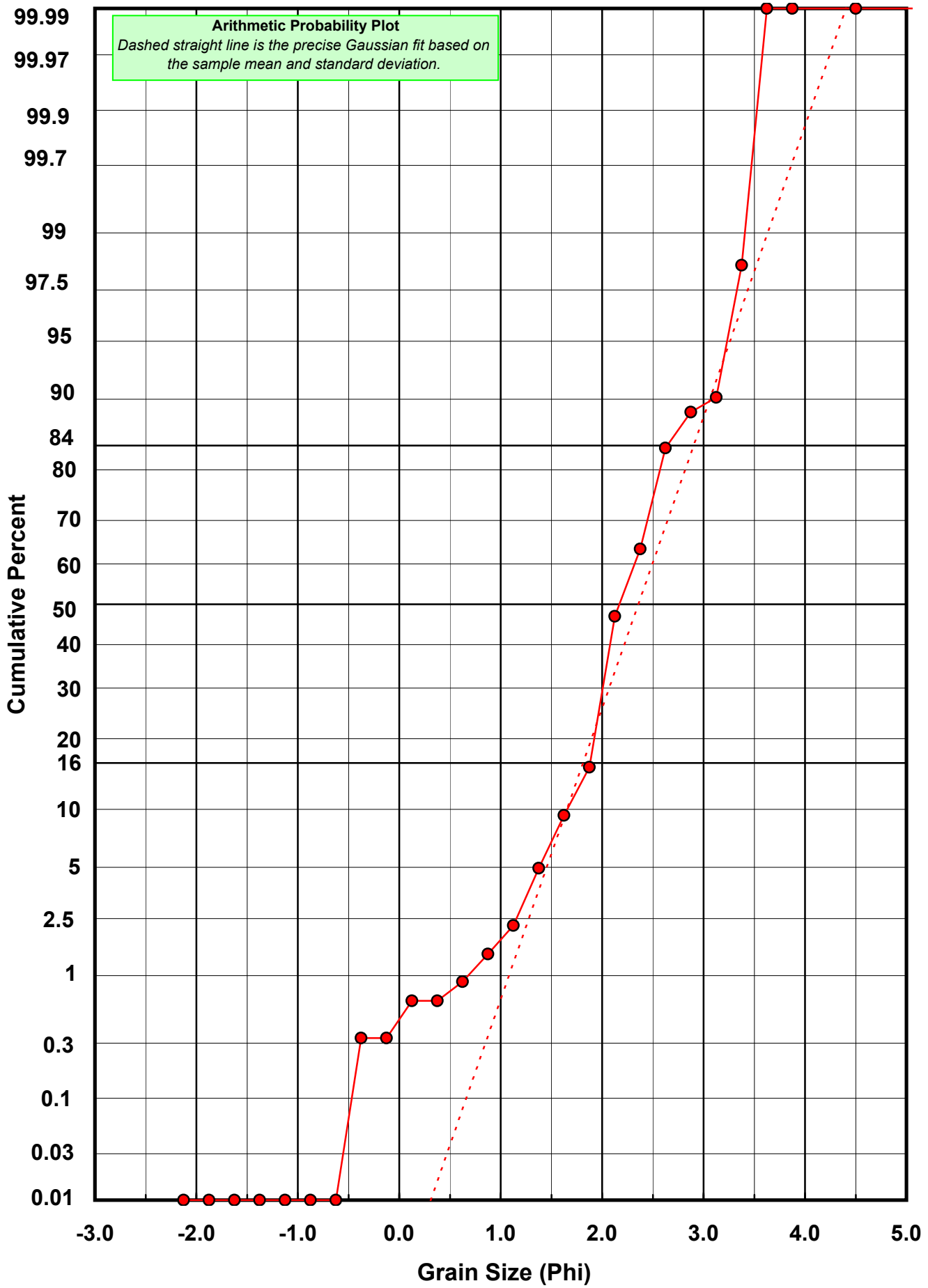
Statistical Results			
Mean:	2.3569	phi	(0.1952 mm)
Standard Dev:	0.5498	phi-units	(0.6831 mm)
Skewness:	-0.3842	dimensionless	
Kurtosis:	5.6347	dimensionless	
5th Moment:	-13.2745	dimensionless	
6th Moment:	76.8241	dimensionless	
RARD *	0.2333	dimensionless	
Median	2.1705	phi	(0.2221 mm)

\* RARD = reciprocal absolute relative dispersion (see below)

Statistical Explanation	
Calculations based on the Method of Moments	
Skewness: 3rd Stand. Moment; Exact Gaussian = 0.0	
Kurtosis: 4th Stand. Moment; Exact Gaussian = 3.0	
For Further Explanation, See Calculation Sheets	
Millimeter data calculated by $mm = 2^{(-phi)}$	

Reciprocal Absolute Relative Dispersion (RARD) Scale	
< 0.5	Excellent homogeneity (e.g., beaches)
0.5 to 1.0	Good homogeneity
1.0 to 1.33	Fair homogeneity
> 1.33	Poor homogeneity (e.g., glacial)





# Post-Digestion Grain Size Distribution

Onshore Grab Sample

Sample: SJ-26-MB

Total Digested Mass: 58.850 grams

% Silica: 97.5 %

Sieve Size (phi)	Sieve Midpt (phi)	Weight (grams)	Freq Weight %	Cumulative Weight %
-2.00	-2.125	0.000	0.000	0.000
-1.75	-1.875	0.000	0.000	0.000
-1.50	-1.625	0.000	0.000	0.000
-1.25	-1.375	0.000	0.000	0.000
-1.00	-1.125	0.000	0.000	0.000
-0.75	-0.875	0.000	0.000	0.000
-0.50	-0.625	0.008	0.014	0.014
-0.25	-0.375	0.001	0.002	0.015
0.00	-0.125	0.002	0.003	0.019
0.25	0.125	0.001	0.002	0.020
0.50	0.375	0.006	0.010	0.031
0.75	0.625	0.004	0.007	0.037
1.00	0.875	0.011	0.019	0.056
1.25	1.125	0.014	0.024	0.080
1.50	1.375	0.031	0.053	0.133
1.75	1.625	0.262	0.445	0.578
2.00	1.875	1.842	3.130	3.708
2.25	2.125	6.384	10.848	14.556
2.50	2.375	16.315	27.723	42.279
2.75	2.625	20.585	34.979	77.257
3.00	2.875	9.771	16.603	93.861
3.25	3.125	2.349	3.992	97.852
3.50	3.375	0.668	1.135	98.987
3.75	3.625	0.433	0.736	99.723
4.00	3.875	0.163	0.277	100.000
5.00	4.500	0.000	0.000	100.000

Statistical Results			
Mean:	2.5520	phi	(0.1705 mm)
Standard Dev:	0.3257	phi-units	(0.7979 mm)
Skewness:	0.0643	dimensionless	
Kurtosis:	6.0975	dimensionless	
5th Moment:	-12.6797	dimensionless	
6th Moment:	192.6827	dimensionless	
RARD *	0.1276	dimensionless	
Median	2.4302	phi	(0.1855 mm)

\* RARD = reciprocal absolute relative dispersion (see below)

Statistical Explanation	
Calculations based on the Method of Moments	
Skewness: 3rd Stand. Moment; Exact Gaussian = 0.0	
Kurtosis: 4th Stand. Moment; Exact Gaussian = 3.0	
For Further Explanation, See Calculation Sheets	
Millimeter data calculated by $mm = 2^{(-phi)}$	

Reciprocal Absolute Relative Dispersion (RARD) Scale	
< 0.5	Excellent homogeneity (e.g., beaches)
0.5 to 1.0	Good homogeneity
1.0 to 1.33	Fair homogeneity
> 1.33	Poor homogeneity (e.g., glacial)

