

Onshore Grab Sample

Sample: SJ-25-SS
Sample Taken By: J. Ladner
Sample Collected On: 12/3/03
Splits? N/A

County: St. Johns
Latitude: 29° 55' 15.0"
Longitude: 81° 17' 29.4"
Datum: WGS 84
Surf. Elev: N/A
Datum: N/A

Fine Data Summary

Total Sample Weight 78.856 grams
Total Fines in Sample 0.640 grams
Total Percent Fines 0.81 %

Dry Sieving Summary

Total Sample Weight 78.176 grams
Total Digested Weight 68.558 grams
Total Carbonate Weight 9.618 grams
Total Silica % 87.70 %
Total Carbonate % 12.30 %
Carbonate/Silica Ratio 0.140

General Comments:

None

Description

Worked By: M. Lachance

Pre-Digestion Grain Size Distribution

Onshore Grab Sample

Sample: SJ-25-SS

Total Sample Mass: 78.176 grams

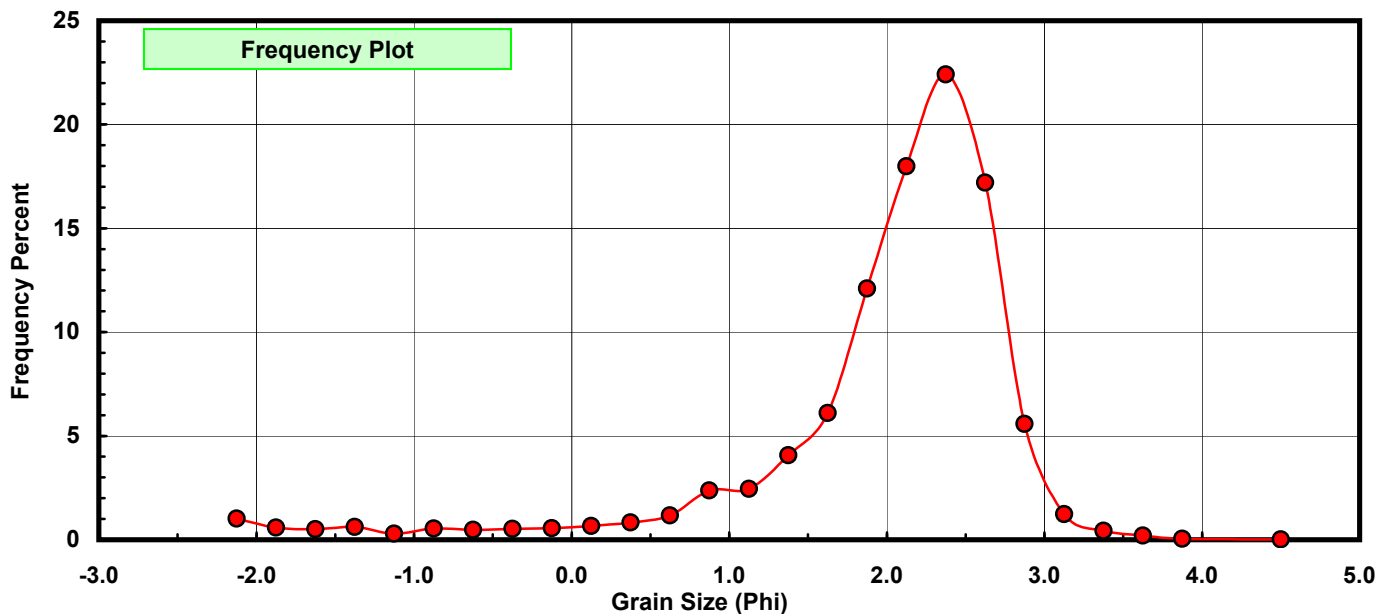
Sieve Size (phi)	Sieve Midpt (phi)	Weight (grams)	Freq Weight %	Cumulative Weight %
-2.00	-2.125	0.790	1.011	1.011
-1.75	-1.875	0.454	0.581	1.591
-1.50	-1.625	0.401	0.513	2.104
-1.25	-1.375	0.483	0.618	2.722
-1.00	-1.125	0.231	0.295	3.018
-0.75	-0.875	0.427	0.546	3.564
-0.50	-0.625	0.377	0.482	4.046
-0.25	-0.375	0.415	0.531	4.577
0.00	-0.125	0.430	0.550	5.127
0.25	0.125	0.517	0.661	5.788
0.50	0.375	0.653	0.835	6.624
0.75	0.625	0.915	1.170	7.794
1.00	0.875	1.858	2.377	10.171
1.25	1.125	1.916	2.451	12.622
1.50	1.375	3.186	4.075	16.697
1.75	1.625	4.771	6.103	22.800
2.00	1.875	9.464	12.106	34.906
2.25	2.125	14.061	17.986	52.892
2.50	2.375	17.515	22.405	75.297
2.75	2.625	13.452	17.207	92.504
3.00	2.875	4.356	5.572	98.076
3.25	3.125	0.961	1.229	99.305
3.50	3.375	0.338	0.432	99.738
3.75	3.625	0.156	0.200	99.937
4.00	3.875	0.037	0.047	99.985
5.00	4.500	0.012	0.015	100.000

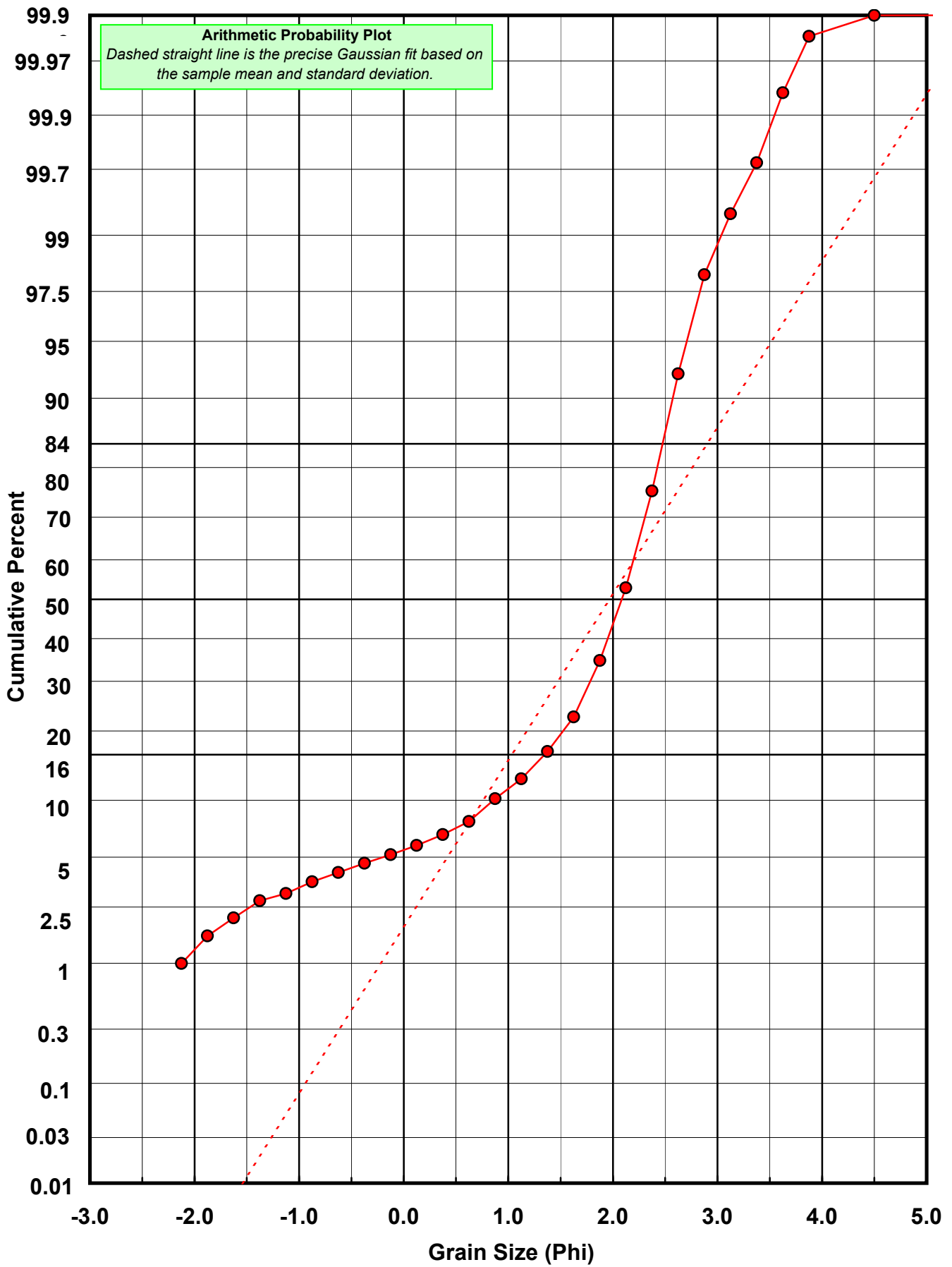
Statistical Results			
Mean:	1.9678	phi	(0.2556 mm)
Standard Dev:	0.9422	phi-units	(0.5204 mm)
Skewness:	-2.3188	dimensionless	
Kurtosis:	9.2563	dimensionless	
5th Moment:	-34.5137	dimensionless	
6th Moment:	137.3358	dimensionless	
RARD *	0.4788	dimensionless	
Median	2.0848	phi	(0.2357 mm)

* RARD = reciprocal absolute relative dispersion (see below)

Statistical Explanation
Calculations based on the Method of Moments
Skewness: 3rd Stand. Moment; Exact Gaussian = 0.0
Kurtosis: 4th Stand. Moment; Exact Gaussian = 3.0
For Further Explanation, See Calculation Sheets
Millimeter data calculated by $mm = 2^{(-phi)}$

Reciprocal Absolute Relative Dispersion (RARD) Scale	
< 0.5	Excellent homogeneity (e.g., beaches)
0.5 to 1.0	Good homogeneity
1.0 to 1.33	Fair homogeneity
> 1.33	Poor homogeneity (e.g., glacial)





Carbonate Grain Size Distribution

Onshore Grab Sample

Sample: SJ-25-SS

Total Carbonate Mass: 9.620 grams

% Carbonate: 12.3 %

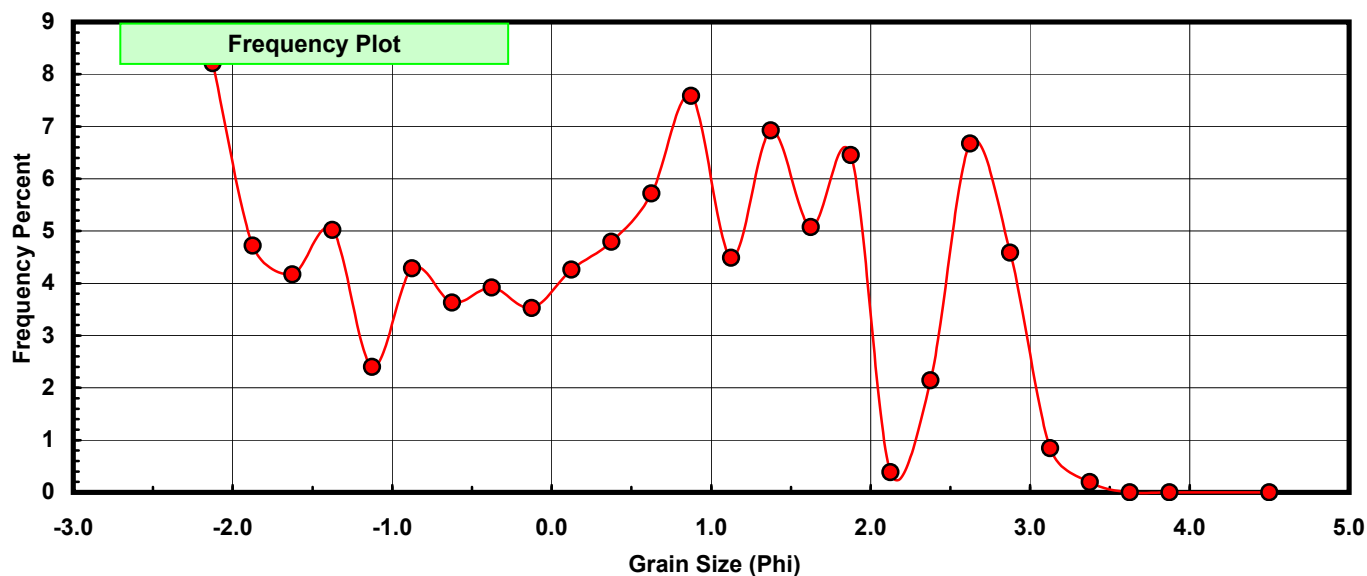
Sieve Size (phi)	Sieve Midpt (phi)	Weight (grams)	Freq Weight %	Cumulative Weight %
-2.00	-2.125	0.790	8.212	8.212
-1.75	-1.875	0.454	4.719	12.931
-1.50	-1.625	0.401	4.168	17.100
-1.25	-1.375	0.483	5.021	22.121
-1.00	-1.125	0.231	2.401	24.522
-0.75	-0.875	0.412	4.283	28.805
-0.50	-0.625	0.349	3.628	32.432
-0.25	-0.375	0.377	3.919	36.351
0.00	-0.125	0.339	3.524	39.875
0.25	0.125	0.410	4.262	44.137
0.50	0.375	0.461	4.792	48.929
0.75	0.625	0.550	5.717	54.647
1.00	0.875	0.730	7.588	62.235
1.25	1.125	0.432	4.491	66.726
1.50	1.375	0.666	6.923	73.649
1.75	1.625	0.488	5.073	78.721
2.00	1.875	0.621	6.455	85.177
2.25	2.125	0.037	0.385	85.561
2.50	2.375	0.206	2.141	87.703
2.75	2.625	0.642	6.674	94.376
3.00	2.875	0.441	4.584	98.960
3.25	3.125	0.081	0.842	99.802
3.50	3.375	0.019	0.198	100.000
3.75	3.625	0.000	0.000	100.000
4.00	3.875	0.000	0.000	100.000
5.00	4.500	0.000	0.000	100.000

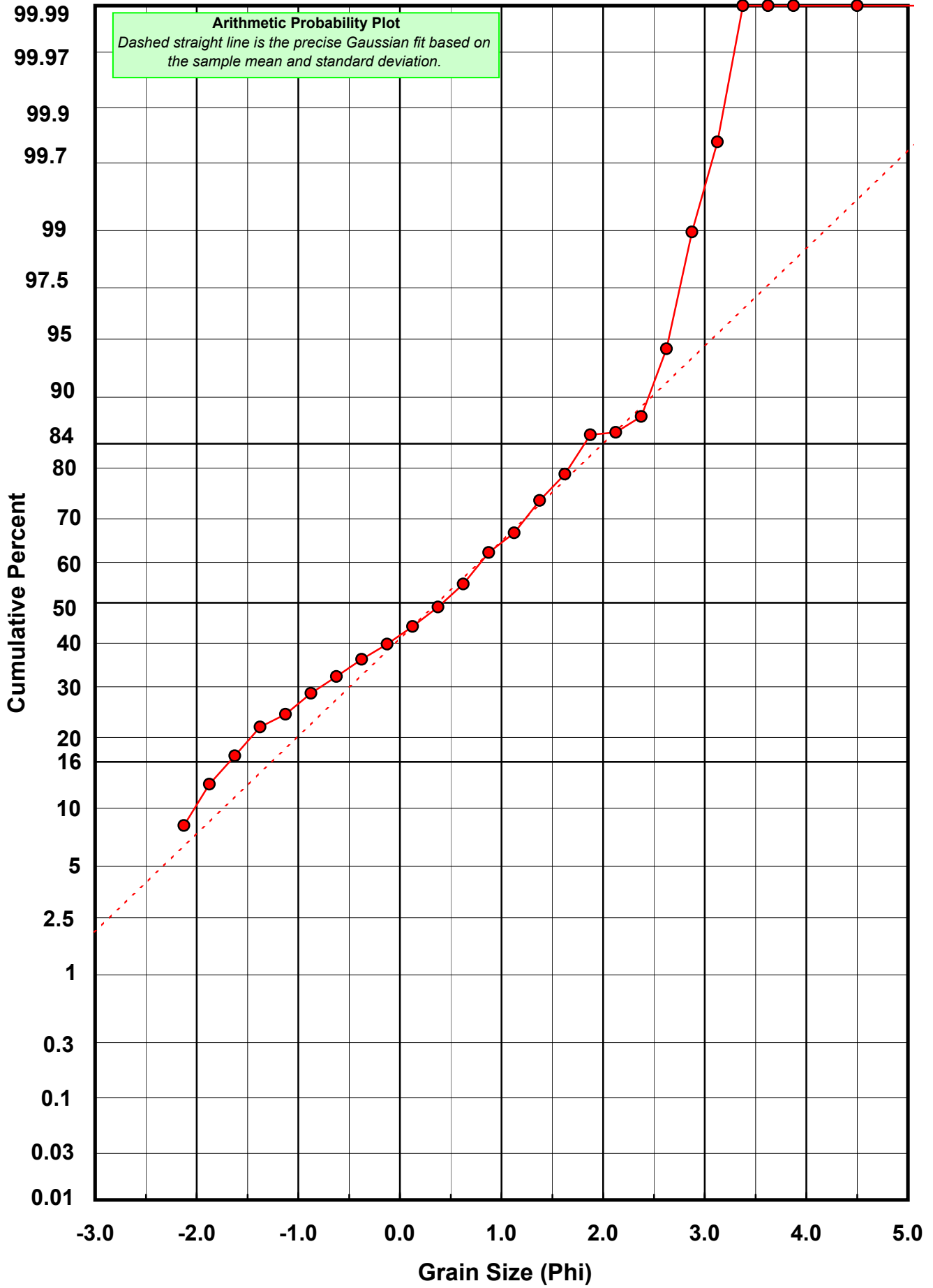
Statistical Results			
Mean:	0.3676	phi	(0.7751 mm)
Standard Dev:	1.6394	phi-units	(0.321 mm)
Skewness:	-0.0709	dimensionless	
Kurtosis:	1.6817	dimensionless	
5th Moment:	-0.1177	dimensionless	
6th Moment:	3.3414	dimensionless	
RARD *	4.4600	dimensionless	
Median	0.4218	phi	(0.7465 mm)

* RARD = reciprocal absolute relative dispersion (see below)

Statistical Explanation	
Calculations based on the Method of Moments	
Skewness: 3rd Stand. Moment; Exact Gaussian = 0.0	
Kurtosis: 4th Stand. Moment; Exact Gaussian = 3.0	
For Further Explanation, See Calculation Sheets	
Millimeter data calculated by $mm = 2^{(-\phi)}$	

Reciprocal Absolute Relative Dispersion (RARD) Scale	
< 0.5	Excellent homogeneity (e.g., beaches)
0.5 to 1.0	Good homogeneity
1.0 to 1.33	Fair homogeneity
> 1.33	Poor homogeneity (e.g., glacial)





Post-Digestion Grain Size Distribution

Onshore Grab Sample

Sample: SJ-25-SS

Total Digested Mass: 68.550 grams

% Silica: 87.7 %

Sieve Size (phi)	Sieve Midpt (phi)	Weight (grams)	Freq Weight %	Cumulative Weight %
-2.00	-2.125	0.000	0.000	0.000
-1.75	-1.875	0.000	0.000	0.000
-1.50	-1.625	0.000	0.000	0.000
-1.25	-1.375	0.000	0.000	0.000
-1.00	-1.125	0.000	0.000	0.000
-0.75	-0.875	0.015	0.022	0.022
-0.50	-0.625	0.028	0.041	0.063
-0.25	-0.375	0.038	0.055	0.118
0.00	-0.125	0.091	0.133	0.251
0.25	0.125	0.107	0.156	0.407
0.50	0.375	0.192	0.280	0.687
0.75	0.625	0.365	0.532	1.220
1.00	0.875	1.128	1.646	2.865
1.25	1.125	1.484	2.165	5.030
1.50	1.375	2.520	3.676	8.706
1.75	1.625	4.283	6.248	14.954
2.00	1.875	8.843	12.900	27.854
2.25	2.125	14.024	20.458	48.312
2.50	2.375	17.309	25.250	73.562
2.75	2.625	12.810	18.687	92.249
3.00	2.875	3.915	5.711	97.961
3.25	3.125	0.880	1.284	99.244
3.50	3.375	0.319	0.465	99.710
3.75	3.625	0.158	0.230	99.940
4.00	3.875	0.041	0.060	100.000
5.00	4.500	0.000	0.000	100.000

Statistical Results			
Mean:	2.1921	phi	(0.2188 mm)
Standard Dev:	0.5047	phi-units	(0.7048 mm)
Skewness:	-1.0207	dimensionless	
Kurtosis:	5.5199	dimensionless	
5th Moment:	-15.6951	dimensionless	
6th Moment:	76.4219	dimensionless	
RARD *	0.2302	dimensionless	
Median	2.1417	phi	(0.2266 mm)

* RARD = reciprocal absolute relative dispersion (see below)

Statistical Explanation	
Calculations based on the Method of Moments	
Skewness: 3rd Stand. Moment; Exact Gaussian = 0.0	
Kurtosis: 4th Stand. Moment; Exact Gaussian = 3.0	
For Further Explanation, See Calculation Sheets	
Millimeter data calculated by $mm = 2^{(-\phi)}$	

Reciprocal Absolute Relative Dispersion (RARD) Scale	
< 0.5	Excellent homogeneity (e.g., beaches)
0.5 to 1.0	Good homogeneity
1.0 to 1.33	Fair homogeneity
> 1.33	Poor homogeneity (e.g., glacial)

