

Onshore Grab Sample

Sample: SJ-25-BB
Sample Taken By: J. Ladner
Sample Collected On: 12/3/03
Splits? N/A

County: St. Johns
Latitude: 29° 55' 14.7"
Longitude: 81° 17' 31.1"
Datum: WGS 84
Surf. Elev: N/A
Datum: N/A

Fine Data Summary

Total Sample Weight 57.932 grams
Total Fines in Sample 0.064 grams
Total Percent Fines 0.11 %

Dry Sieving Summary

Total Sample Weight 57.800 grams
Total Digested Weight 28.447 grams
Total Carbonate Weight 29.353 grams
Total Silica % 49.22 %
Total Carbonate % 50.78 %
Carbonate/Silica Ratio 1.032

General Comments:

None

Description

Worked By: M. Lachance

Pre-Digestion Grain Size Distribution

Onshore Grab Sample

Sample: SJ-25-BB

Total Sample Mass: 57.800 grams

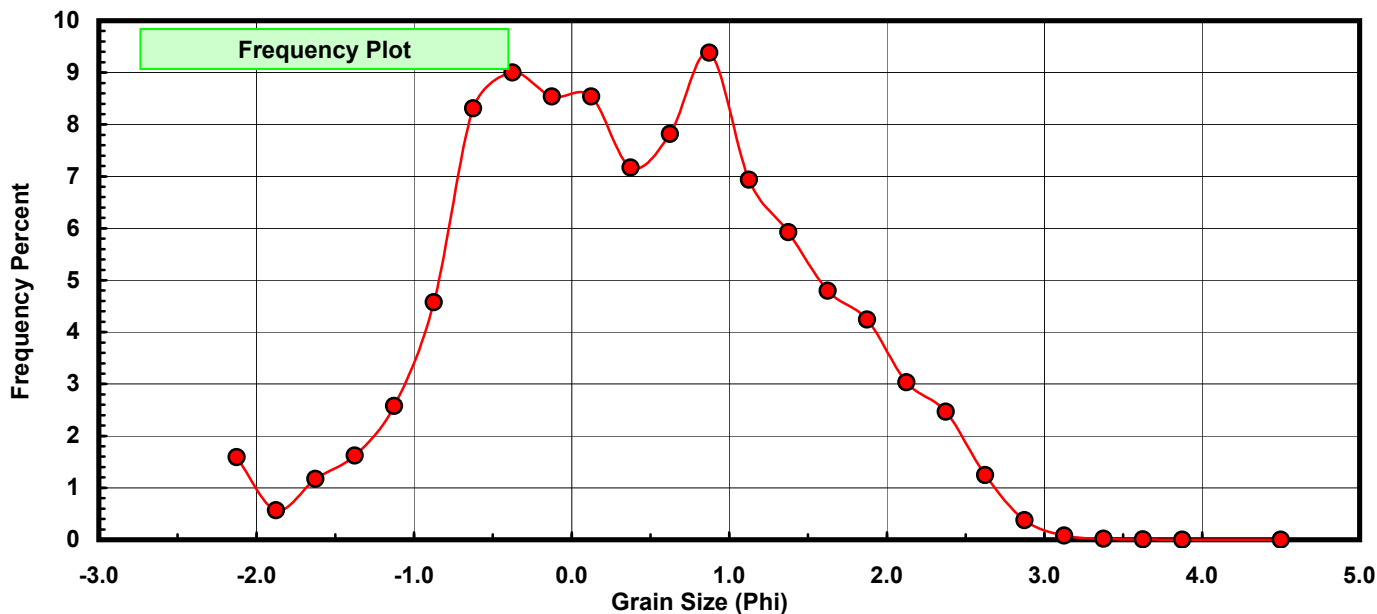
Sieve Size (phi)	Sieve Midpt (phi)	Weight (grams)	Freq Weight %	Cumulative Weight %
-2.00	-2.125	0.920	1.592	1.592
-1.75	-1.875	0.327	0.566	2.157
-1.50	-1.625	0.678	1.173	3.330
-1.25	-1.375	0.937	1.621	4.952
-1.00	-1.125	1.490	2.578	7.529
-0.75	-0.875	2.643	4.573	12.102
-0.50	-0.625	4.805	8.313	20.415
-0.25	-0.375	5.204	9.003	29.419
0.00	-0.125	4.937	8.542	37.960
0.25	0.125	4.936	8.540	46.500
0.50	0.375	4.146	7.173	53.673
0.75	0.625	4.518	7.817	61.490
1.00	0.875	5.424	9.384	70.874
1.25	1.125	4.010	6.938	77.811
1.50	1.375	3.423	5.922	83.734
1.75	1.625	2.771	4.794	88.528
2.00	1.875	2.450	4.239	92.766
2.25	2.125	1.754	3.035	95.801
2.50	2.375	1.426	2.467	98.268
2.75	2.625	0.721	1.247	99.516
3.00	2.875	0.216	0.374	99.889
3.25	3.125	0.048	0.083	99.972
3.50	3.375	0.012	0.021	99.993
3.75	3.625	0.002	0.003	99.997
4.00	3.875	0.001	0.002	99.998
5.00	4.500	0.001	0.002	100.000

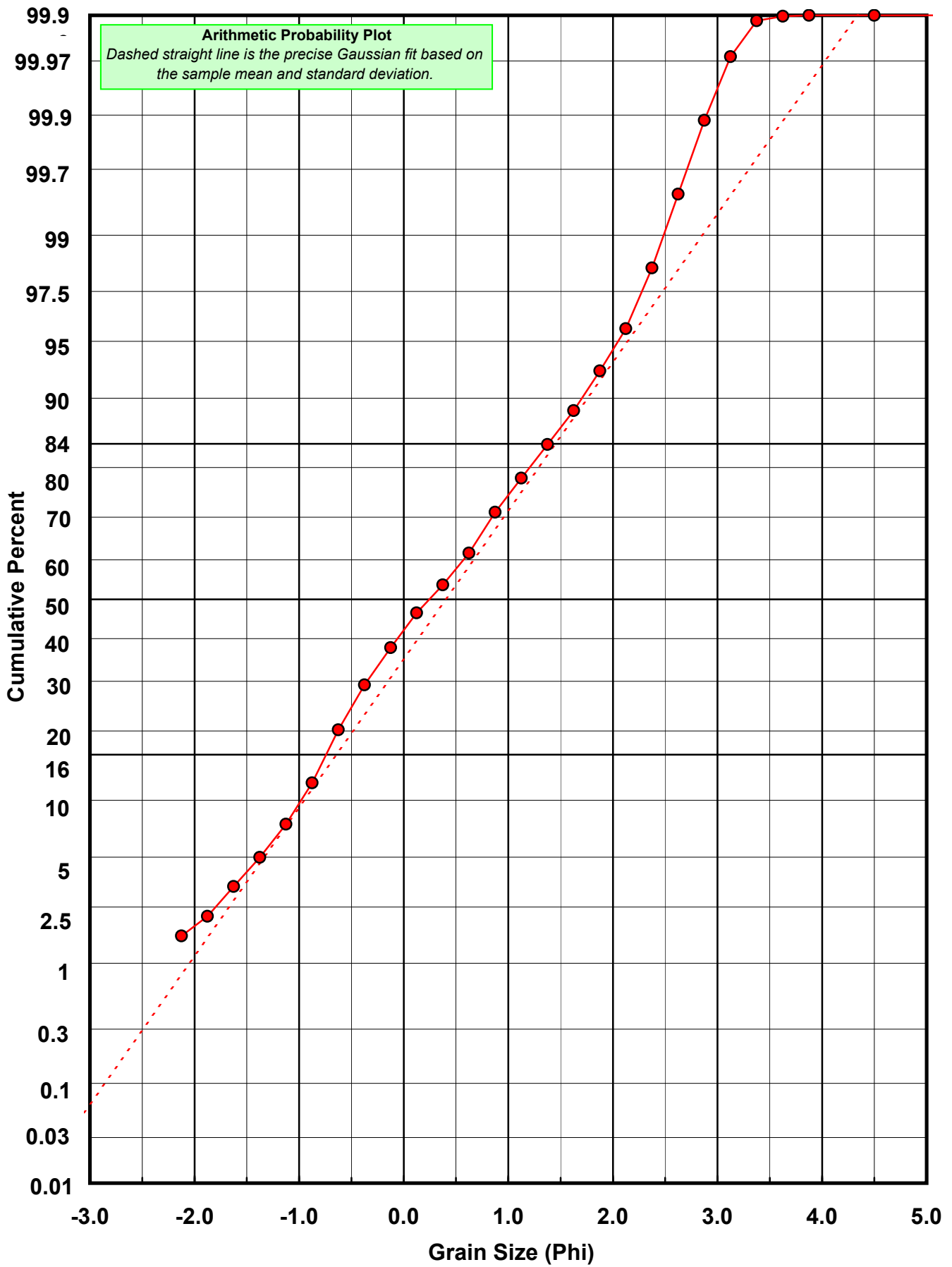
Statistical Results			
Mean:	0.4043	phi	(0.7556 mm)
Standard Dev:	1.0569	phi-units	(0.4807 mm)
Skewness:	0.0213	dimensionless	
Kurtosis:	2.5256	dimensionless	
5th Moment:	-0.2140	dimensionless	
6th Moment:	9.3455	dimensionless	
RARD *	2.6139	dimensionless	
Median	0.2470	phi	(0.8427 mm)

* RARD = reciprocal absolute relative dispersion (see below)

Statistical Explanation
Calculations based on the Method of Moments
Skewness: 3rd Stand. Moment; Exact Gaussian = 0.0
Kurtosis: 4th Stand. Moment; Exact Gaussian = 3.0
For Further Explanation, See Calculation Sheets
Millimeter data calculated by $mm = 2^{(-phi)}$

Reciprocal Absolute Relative Dispersion (RARD) Scale	
< 0.5	Excellent homogeneity (e.g., beaches)
0.5 to 1.0	Good homogeneity
1.0 to 1.33	Fair homogeneity
> 1.33	Poor homogeneity (e.g., glacial)





Carbonate Grain Size Distribution

Onshore Grab Sample

Sample: SJ-25-BB

Total Carbonate Mass: 29.426 grams

% Carbonate: 50.8 %

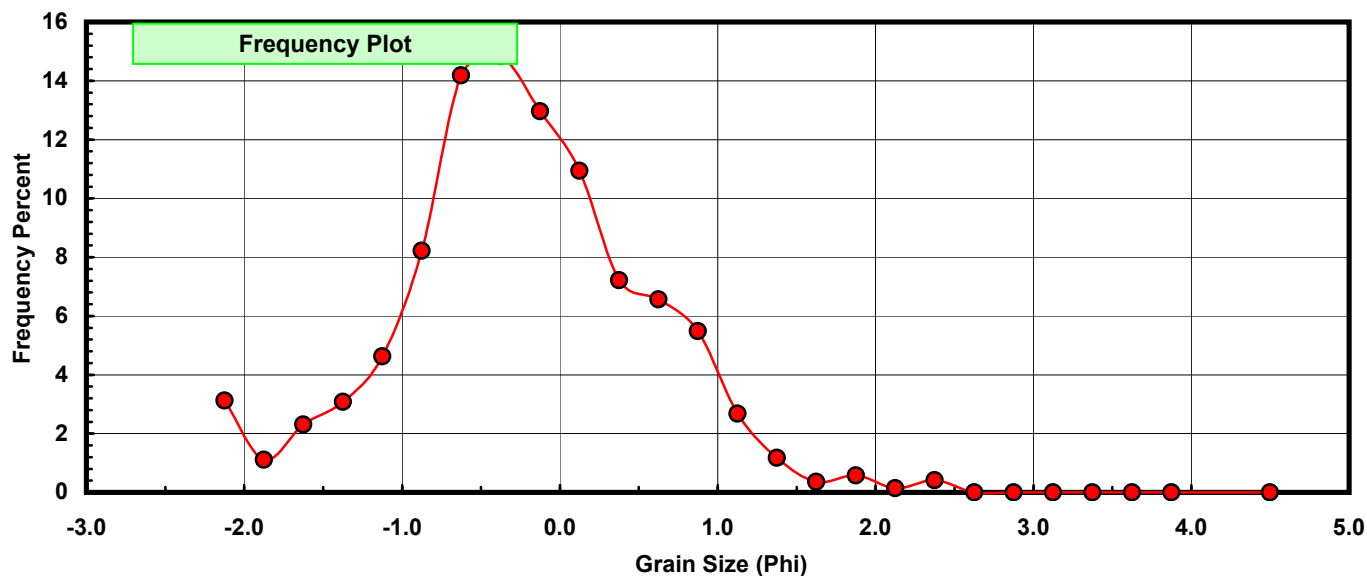
Sieve Size (phi)	Sieve Midpt (phi)	Weight (grams)	Freq Weight %	Cumulative Weight %
-2.00	-2.125	0.920	3.126	3.126
-1.75	-1.875	0.327	1.111	4.238
-1.50	-1.625	0.678	2.304	6.542
-1.25	-1.375	0.905	3.076	9.617
-1.00	-1.125	1.361	4.625	14.243
-0.75	-0.875	2.419	8.221	22.463
-0.50	-0.625	4.174	14.185	36.648
-0.25	-0.375	4.366	14.837	51.485
0.00	-0.125	3.816	12.968	64.453
0.25	0.125	3.220	10.943	75.396
0.50	0.375	2.124	7.218	82.614
0.75	0.625	1.932	6.566	89.180
1.00	0.875	1.613	5.482	94.661
1.25	1.125	0.788	2.678	97.339
1.50	1.375	0.345	1.172	98.512
1.75	1.625	0.105	0.357	98.868
2.00	1.875	0.170	0.578	99.446
2.25	2.125	0.041	0.139	99.585
2.50	2.375	0.122	0.415	100.000
2.75	2.625	0.000	0.000	100.000
3.00	2.875	0.000	0.000	100.000
3.25	3.125	0.000	0.000	100.000
3.50	3.375	0.000	0.000	100.000
3.75	3.625	0.000	0.000	100.000
4.00	3.875	0.000	0.000	100.000
5.00	4.500	0.000	0.000	100.000

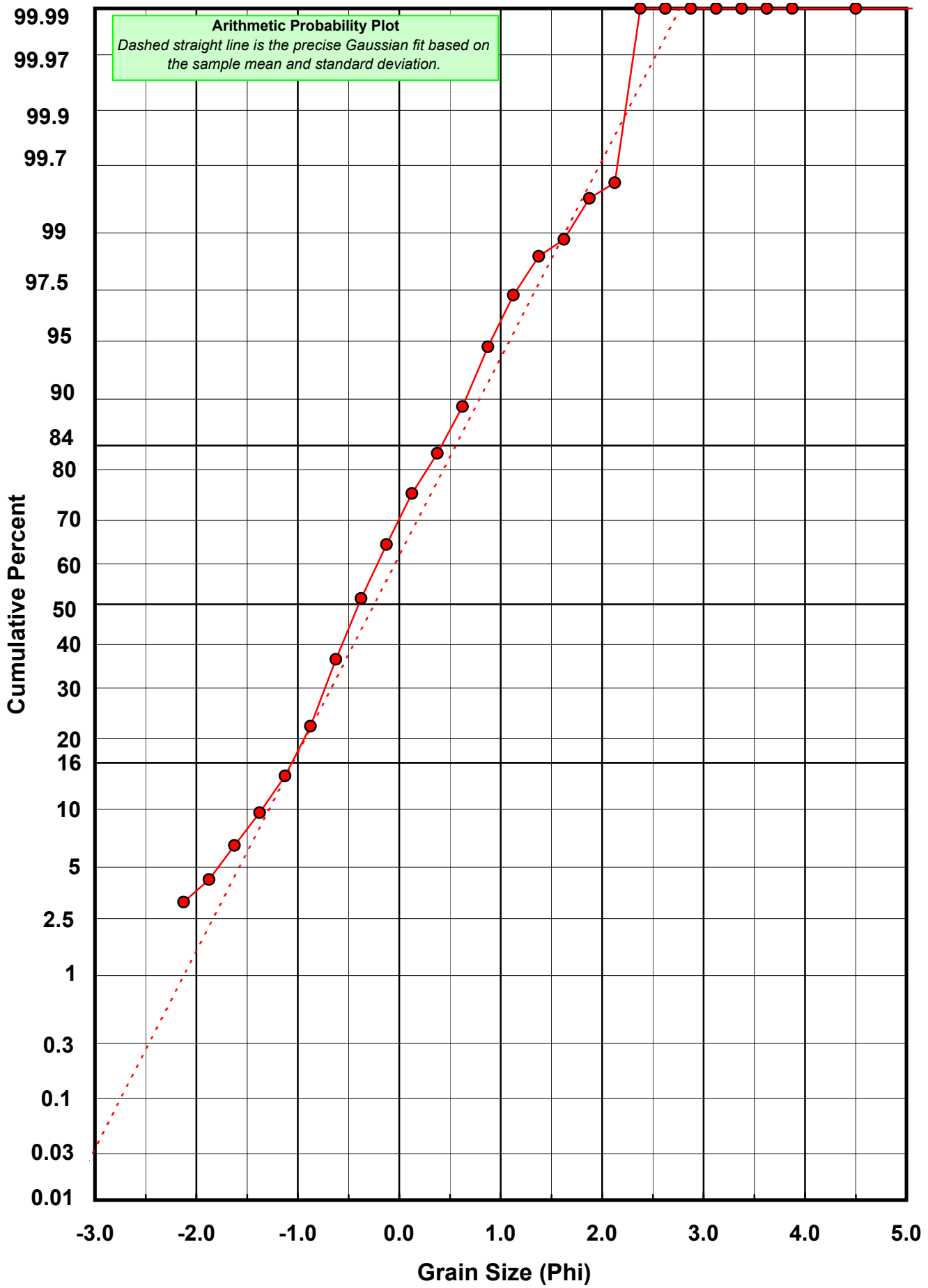
Statistical Results			
Mean:	-0.2460	phi	(1.1859 mm)
Standard Dev:	0.8098	phi-units	(0.5705 mm)
Skewness:	0.0281	dimensionless	
Kurtosis:	3.2692	dimensionless	
5th Moment:	0.8356	dimensionless	
6th Moment:	17.0222	dimensionless	
RARD *	3.2911	dimensionless	
Median	-0.4000	phi	(1.3195 mm)

* RARD = reciprocal absolute relative dispersion (see below)

Statistical Explanation	
Calculations based on the Method of Moments	
Skewness: 3rd Stand. Moment; Exact Gaussian = 0.0	
Kurtosis: 4th Stand. Moment; Exact Gaussian = 3.0	
For Further Explanation, See Calculation Sheets	
Millimeter data calculated by $mm = 2^{(-phi)}$	

Reciprocal Absolute Relative Dispersion (RARD) Scale	
< 0.5	Excellent homogeneity (e.g., beaches)
0.5 to 1.0	Good homogeneity
1.0 to 1.33	Fair homogeneity
> 1.33	Poor homogeneity (e.g., glacial)





Post-Digestion Grain Size Distribution

Onshore Grab Sample

Sample: SJ-25-BB

Total Digested Mass: 28.446 grams

% Silica: 49.2 %

Sieve Size (phi)	Sieve Midpt (phi)	Weight (grams)	Freq Weight %	Cumulative Weight %
-2.00	-2.125	0.000	0.000	0.000
-1.75	-1.875	0.000	0.000	0.000
-1.50	-1.625	0.000	0.000	0.000
-1.25	-1.375	0.032	0.112	0.112
-1.00	-1.125	0.129	0.453	0.566
-0.75	-0.875	0.224	0.787	1.353
-0.50	-0.625	0.631	2.218	3.572
-0.25	-0.375	0.838	2.946	6.518
0.00	-0.125	1.121	3.941	10.458
0.25	0.125	1.716	6.032	16.491
0.50	0.375	2.022	7.108	23.599
0.75	0.625	2.586	9.091	32.690
1.00	0.875	3.811	13.397	46.087
1.25	1.125	3.222	11.327	57.414
1.50	1.375	3.078	10.821	68.235
1.75	1.625	2.666	9.372	77.607
2.00	1.875	2.280	8.015	85.622
2.25	2.125	1.713	6.022	91.644
2.50	2.375	1.304	4.584	96.228
2.75	2.625	0.753	2.647	98.875
3.00	2.875	0.235	0.826	99.701
3.25	3.125	0.057	0.200	99.902
3.50	3.375	0.019	0.067	99.968
3.75	3.625	0.006	0.021	99.989
4.00	3.875	0.003	0.011	100.000
5.00	4.500	0.000	0.000	100.000

Statistical Results			
Mean:	1.0834	phi	(0.4719 mm)
Standard Dev:	0.8472	phi-units	(0.5559 mm)
Skewness:	-0.1451	dimensionless	
Kurtosis:	2.5876	dimensionless	
5th Moment:	-1.0538	dimensionless	
6th Moment:	9.8746	dimensionless	
RARD *	0.7819	dimensionless	
Median	0.9614	phi	(0.5136 mm)

* RARD = reciprocal absolute relative dispersion (see below)

Statistical Explanation	
Calculations based on the Method of Moments	
Skewness: 3rd Stand. Moment; Exact Gaussian = 0.0	
Kurtosis: 4th Stand. Moment; Exact Gaussian = 3.0	
For Further Explanation, See Calculation Sheets	
Millimeter data calculated by $mm = 2^{(-phi)}$	

Reciprocal Absolute Relative Dispersion (RARD) Scale	
< 0.5	Excellent homogeneity (e.g., beaches)
0.5 to 1.0	Good homogeneity
1.0 to 1.33	Fair homogeneity
> 1.33	Poor homogeneity (e.g., glacial)

