

Onshore Grab Sample

Sample: SJ-24-BB
Sample Taken By: J. Ladner
Sample Collected On: 12/3/03
Splits? N/A

County: St. Johns
Latitude: 29° 56' 6.5"
Longitude: 81° 17' 54.4"
Datum: WGS 84
Surf. Elev: N/A
Datum: N/A

Fine Data Summary

Total Sample Weight 66.711 grams
Total Fines in Sample 0.263 grams
Total Percent Fines 0.39 %

Dry Sieving Summary

Total Sample Weight 66.309 grams
Total Digested Weight 42.542 grams
Total Carbonate Weight 23.767 grams
Total Silica % 64.16 %
Total Carbonate % 35.84 %
Carbonate/Silica Ratio 0.559

General Comments:

None

Description

Worked By: M. Lachance

Pre-Digestion Grain Size Distribution

Onshore Grab Sample

Sample: SJ-24-BB

Total Sample Mass: 66.309 grams

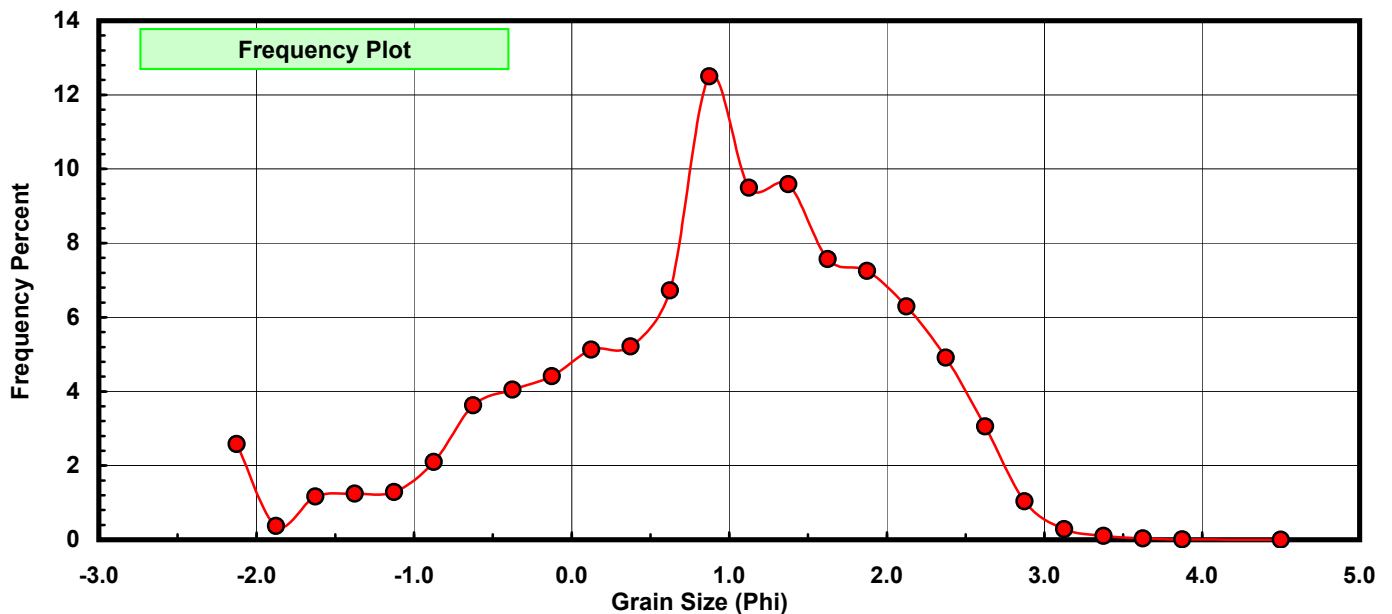
Sieve Size (phi)	Sieve Midpt (phi)	Weight (grams)	Freq Weight %	Cumulative Weight %
-2.00	-2.125	1.711	2.580	2.580
-1.75	-1.875	0.244	0.368	2.948
-1.50	-1.625	0.771	1.163	4.111
-1.25	-1.375	0.825	1.244	5.355
-1.00	-1.125	0.850	1.282	6.637
-0.75	-0.875	1.388	2.093	8.730
-0.50	-0.625	2.405	3.627	12.357
-0.25	-0.375	2.682	4.045	16.402
0.00	-0.125	2.922	4.407	20.809
0.25	0.125	3.402	5.131	25.939
0.50	0.375	3.457	5.213	31.153
0.75	0.625	4.458	6.723	37.876
1.00	0.875	8.287	12.498	50.373
1.25	1.125	6.295	9.493	59.867
1.50	1.375	6.359	9.590	69.457
1.75	1.625	5.017	7.566	77.023
2.00	1.875	4.806	7.248	84.271
2.25	2.125	4.174	6.295	90.565
2.50	2.375	3.259	4.915	95.480
2.75	2.625	2.024	3.052	98.533
3.00	2.875	0.684	1.032	99.564
3.25	3.125	0.187	0.282	99.846
3.50	3.375	0.071	0.107	99.953
3.75	3.625	0.025	0.038	99.991
4.00	3.875	0.005	0.008	99.998
5.00	4.500	0.001	0.002	100.000

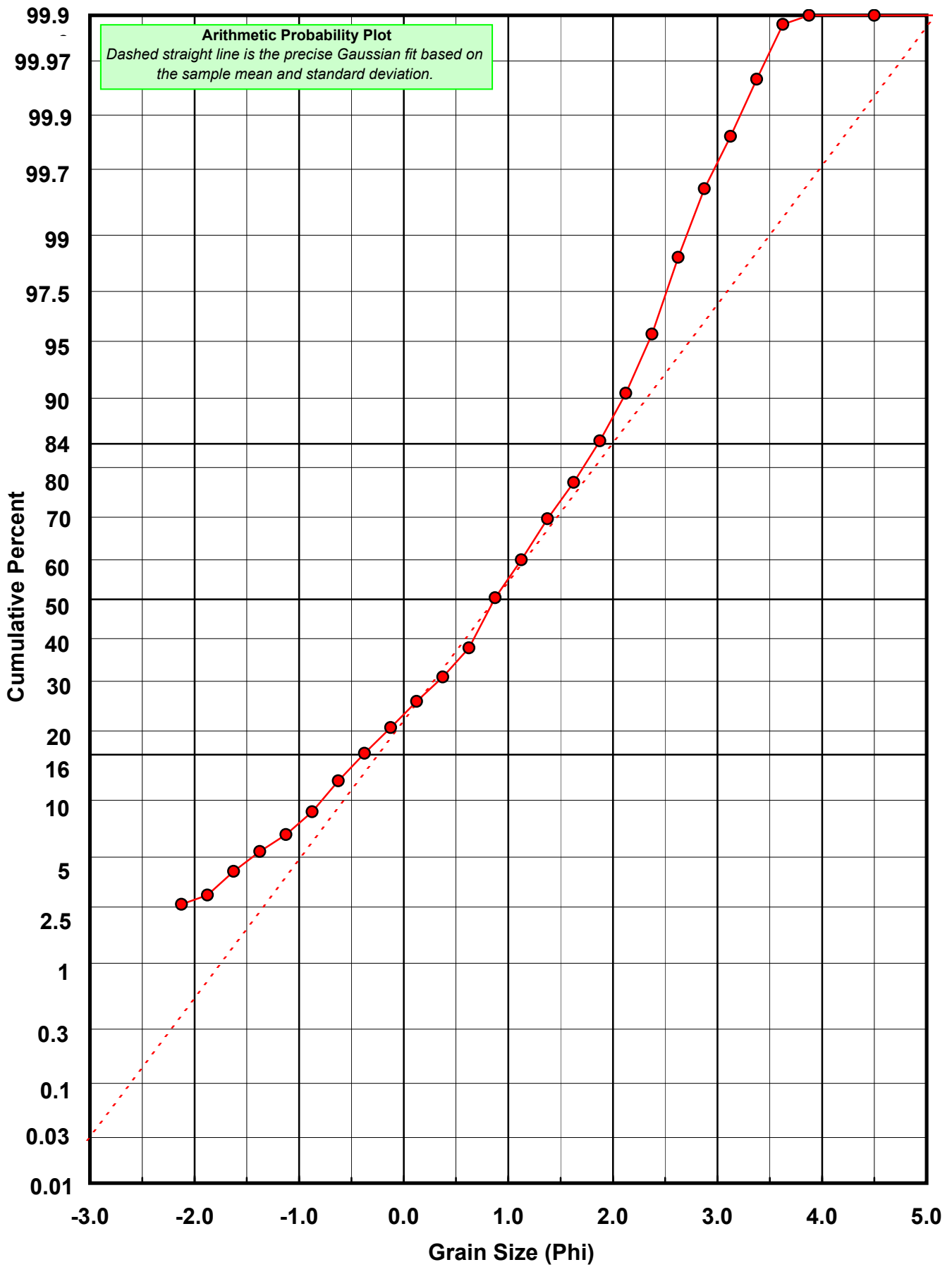
Statistical Results			
Mean:	0.8755	phi	(0.5451 mm)
Standard Dev:	1.1308	phi-units	(0.4567 mm)
Skewness:	-0.6148	dimensionless	
Kurtosis:	3.0576	dimensionless	
5th Moment:	-4.4370	dimensionless	
6th Moment:	14.6785	dimensionless	
RARD *	1.2916	dimensionless	
Median	0.8675	phi	(0.5481 mm)

* RARD = reciprocal absolute relative dispersion (see below)

Statistical Explanation
Calculations based on the Method of Moments
Skewness: 3rd Stand. Moment; Exact Gaussian = 0.0
Kurtosis: 4th Stand. Moment; Exact Gaussian = 3.0
For Further Explanation, See Calculation Sheets
Millimeter data calculated by $mm = 2^{(-\phi)}$

Reciprocal Absolute Relative Dispersion (RARD) Scale	
< 0.5	Excellent homogeneity (e.g., beaches)
0.5 to 1.0	Good homogeneity
1.0 to 1.33	Fair homogeneity
> 1.33	Poor homogeneity (e.g., glacial)





Carbonate Grain Size Distribution

Onshore Grab Sample

Sample: SJ-24-BB

Total Carbonate Mass: 23.801 grams

% Carbonate: 35.8 %

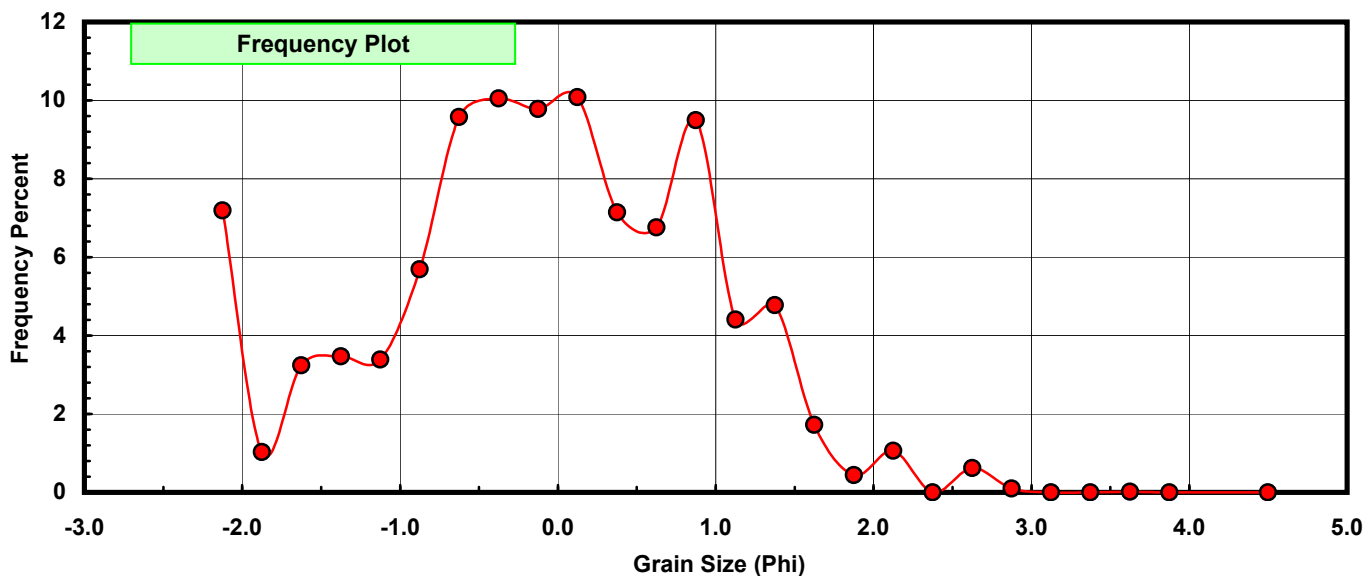
Sieve Size (phi)	Sieve Midpt (phi)	Weight (grams)	Freq Weight %	Cumulative Weight %
-2.00	-2.125	1.711	7.189	7.189
-1.75	-1.875	0.244	1.025	8.214
-1.50	-1.625	0.771	3.239	11.453
-1.25	-1.375	0.825	3.466	14.920
-1.00	-1.125	0.806	3.386	18.306
-0.75	-0.875	1.354	5.689	23.995
-0.50	-0.625	2.280	9.579	33.574
-0.25	-0.375	2.392	10.050	43.624
0.00	-0.125	2.327	9.777	53.401
0.25	0.125	2.399	10.079	63.481
0.50	0.375	1.700	7.143	70.623
0.75	0.625	1.608	6.756	77.379
1.00	0.875	2.260	9.495	86.875
1.25	1.125	1.049	4.407	91.282
1.50	1.375	1.136	4.773	96.055
1.75	1.625	0.409	1.718	97.773
2.00	1.875	0.105	0.441	98.214
2.25	2.125	0.252	1.059	99.273
2.50	2.375	0.000	0.000	99.273
2.75	2.625	0.147	0.618	99.891
3.00	2.875	0.023	0.097	99.987
3.25	3.125	0.000	0.000	99.987
3.50	3.375	0.000	0.000	99.987
3.75	3.625	0.003	0.013	100.000
4.00	3.875	0.000	0.000	100.000
5.00	4.500	0.000	0.000	100.000

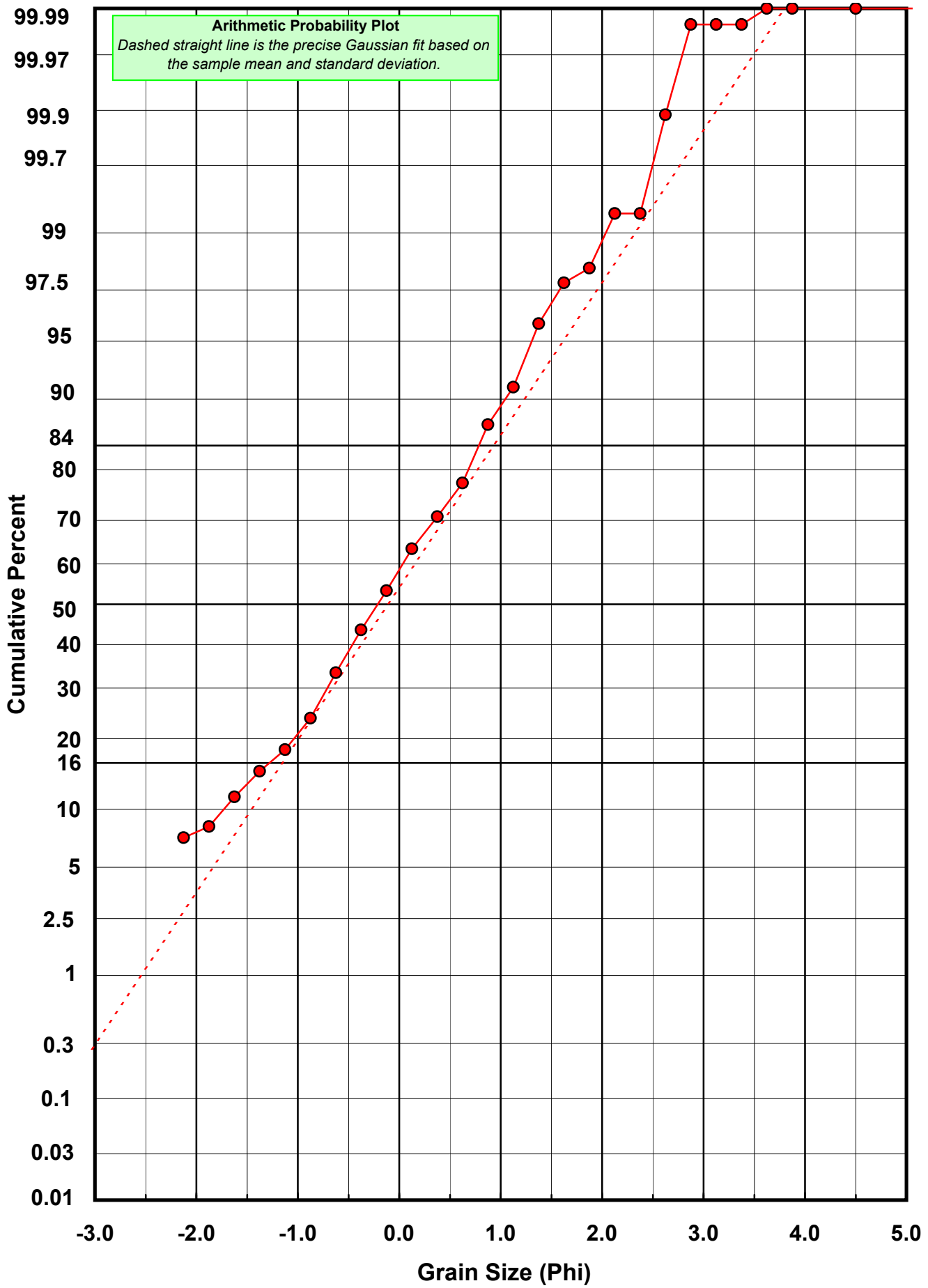
Statistical Results			
Mean:	-0.1119	phi	(1.0806 mm)
Standard Dev:	1.0501	phi-units	(0.4829 mm)
Skewness:	-0.1169	dimensionless	
Kurtosis:	2.5661	dimensionless	
5th Moment:	-0.1005	dimensionless	
6th Moment:	9.4520	dimensionless	
RARD *	9.3848	dimensionless	
Median	-0.2120	phi	(1.1583 mm)

* RARD = reciprocal absolute relative dispersion (see below)

Statistical Explanation	
Calculations based on the Method of Moments	
Skewness: 3rd Stand. Moment; Exact Gaussian = 0.0	
Kurtosis: 4th Stand. Moment; Exact Gaussian = 3.0	
For Further Explanation, See Calculation Sheets	
Millimeter data calculated by $mm = 2^{(-phi)}$	

Reciprocal Absolute Relative Dispersion (RARD) Scale	
< 0.5	Excellent homogeneity (e.g., beaches)
0.5 to 1.0	Good homogeneity
1.0 to 1.33	Fair homogeneity
> 1.33	Poor homogeneity (e.g., glacial)





Post-Digestion Grain Size Distribution

Onshore Grab Sample

Sample: SJ-24-BB

Total Digested Mass: 42.540 grams

% Silica: 64.2 %

Sieve Size (phi)	Sieve Midpt (phi)	Weight (grams)	Freq Weight %	Cumulative Weight %
-2.00	-2.125	0.000	0.000	0.000
-1.75	-1.875	0.000	0.000	0.000
-1.50	-1.625	0.000	0.000	0.000
-1.25	-1.375	0.000	0.000	0.000
-1.00	-1.125	0.044	0.103	0.103
-0.75	-0.875	0.034	0.080	0.183
-0.50	-0.625	0.125	0.294	0.477
-0.25	-0.375	0.290	0.682	1.159
0.00	-0.125	0.595	1.399	2.558
0.25	0.125	1.003	2.358	4.915
0.50	0.375	1.757	4.130	9.046
0.75	0.625	2.850	6.700	15.745
1.00	0.875	6.027	14.168	29.913
1.25	1.125	5.246	12.332	42.245
1.50	1.375	5.223	12.278	54.523
1.75	1.625	4.608	10.832	65.355
2.00	1.875	4.701	11.051	76.406
2.25	2.125	3.922	9.220	85.625
2.50	2.375	3.275	7.699	93.324
2.75	2.625	1.877	4.412	97.736
3.00	2.875	0.661	1.554	99.290
3.25	3.125	0.198	0.465	99.756
3.50	3.375	0.075	0.176	99.932
3.75	3.625	0.022	0.052	99.984
4.00	3.875	0.007	0.016	100.000
5.00	4.500	0.000	0.000	100.000

Statistical Results			
Mean:	1.4293	phi	(0.3713 mm)
Standard Dev:	0.7316	phi-units	(0.6022 mm)
Skewness:	-0.0930	dimensionless	
Kurtosis:	2.7230	dimensionless	
5th Moment:	-1.2986	dimensionless	
6th Moment:	12.6319	dimensionless	
RARD *	0.5119	dimensionless	
Median	1.2829	phi	(0.411 mm)

* RARD = reciprocal absolute relative dispersion (see below)

Statistical Explanation	
Calculations based on the Method of Moments	
Skewness: 3rd Stand. Moment; Exact Gaussian = 0.0	
Kurtosis: 4th Stand. Moment; Exact Gaussian = 3.0	
For Further Explanation, See Calculation Sheets	
Millimeter data calculated by $mm = 2^{(-phi)}$	

Reciprocal Absolute Relative Dispersion (RARD) Scale	
< 0.5	Excellent homogeneity (e.g., beaches)
0.5 to 1.0	Good homogeneity
1.0 to 1.33	Fair homogeneity
> 1.33	Poor homogeneity (e.g., glacial)

