

Onshore Grab Sample

Sample: SJ-21-SS
Sample Taken By: J. Ladner
Sample Collected On: 12/3/03
Splits? N/A

County: St. Johns
Latitude: 29° 58' 35.1"
Longitude: 81° 18' 38.2"
Datum: WGS 84
Surf. Elev: N/A
Datum: N/A

Fine Data Summary

Total Sample Weight	48.979 grams
Total Fines in Sample	0.190 grams
Total Percent Fines	0.39 %

Dry Sieving Summary

Total Sample Weight	48.897 grams
Total Digested Weight	11.924 grams
Total Carbonate Weight	36.973 grams
Total Silica %	24.39 %
Total Carbonate %	75.61 %
Carbonate/Silica Ratio	3.101

General Comments:

None

Description

Worked By: M. Lachance

Pre-Digestion Grain Size Distribution

Onshore Grab Sample

Sample: SJ-21-SS

Total Sample Mass: 48.897 grams

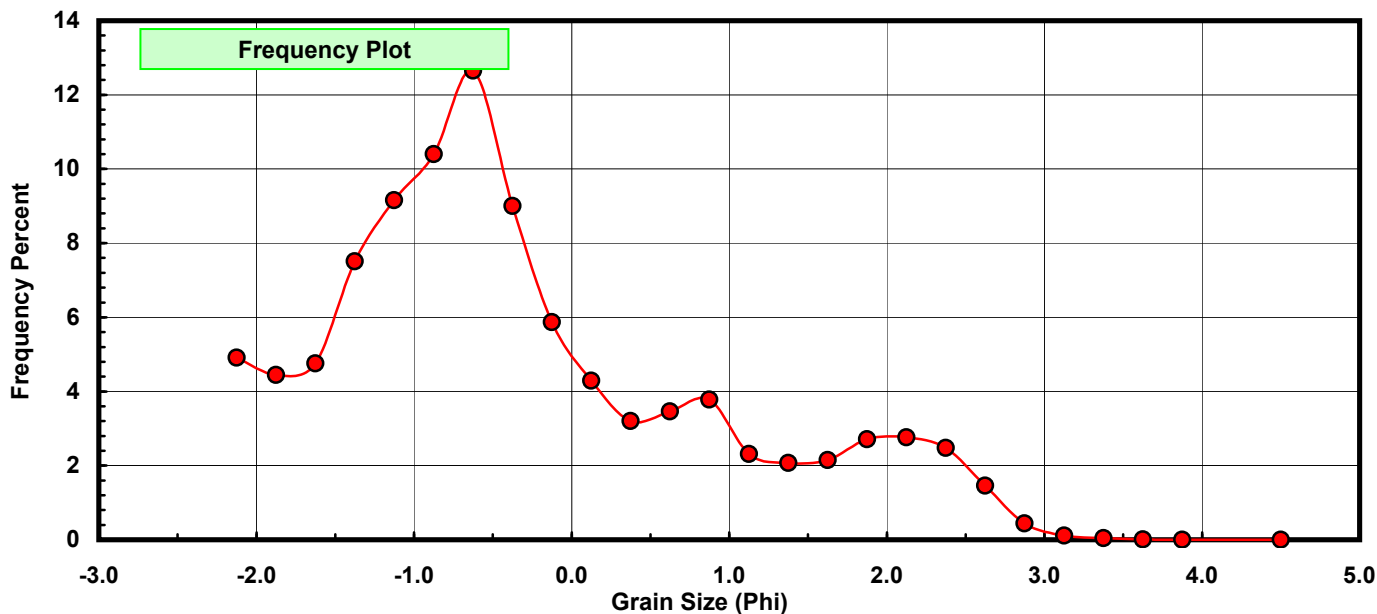
Sieve Size (phi)	Sieve Midpt (phi)	Weight (grams)	Freq Weight %	Cumulative Weight %
-2.00	-2.125	2.401	4.910	4.910
-1.75	-1.875	2.173	4.444	9.354
-1.50	-1.625	2.324	4.753	14.107
-1.25	-1.375	3.672	7.510	21.617
-1.00	-1.125	4.478	9.158	30.775
-0.75	-0.875	5.086	10.401	41.176
-0.50	-0.625	6.187	12.653	53.829
-0.25	-0.375	4.401	9.001	62.830
0.00	-0.125	2.872	5.874	68.704
0.25	0.125	2.096	4.287	72.990
0.50	0.375	1.566	3.203	76.193
0.75	0.625	1.694	3.464	79.657
1.00	0.875	1.847	3.777	83.435
1.25	1.125	1.132	2.315	85.750
1.50	1.375	1.011	2.068	87.817
1.75	1.625	1.052	2.151	89.969
2.00	1.875	1.325	2.710	92.678
2.25	2.125	1.352	2.765	95.443
2.50	2.375	1.213	2.481	97.924
2.75	2.625	0.715	1.462	99.386
3.00	2.875	0.217	0.444	99.830
3.25	3.125	0.056	0.115	99.945
3.50	3.375	0.019	0.039	99.984
3.75	3.625	0.006	0.012	99.996
4.00	3.875	0.001	0.002	99.998
5.00	4.500	0.001	0.002	100.000

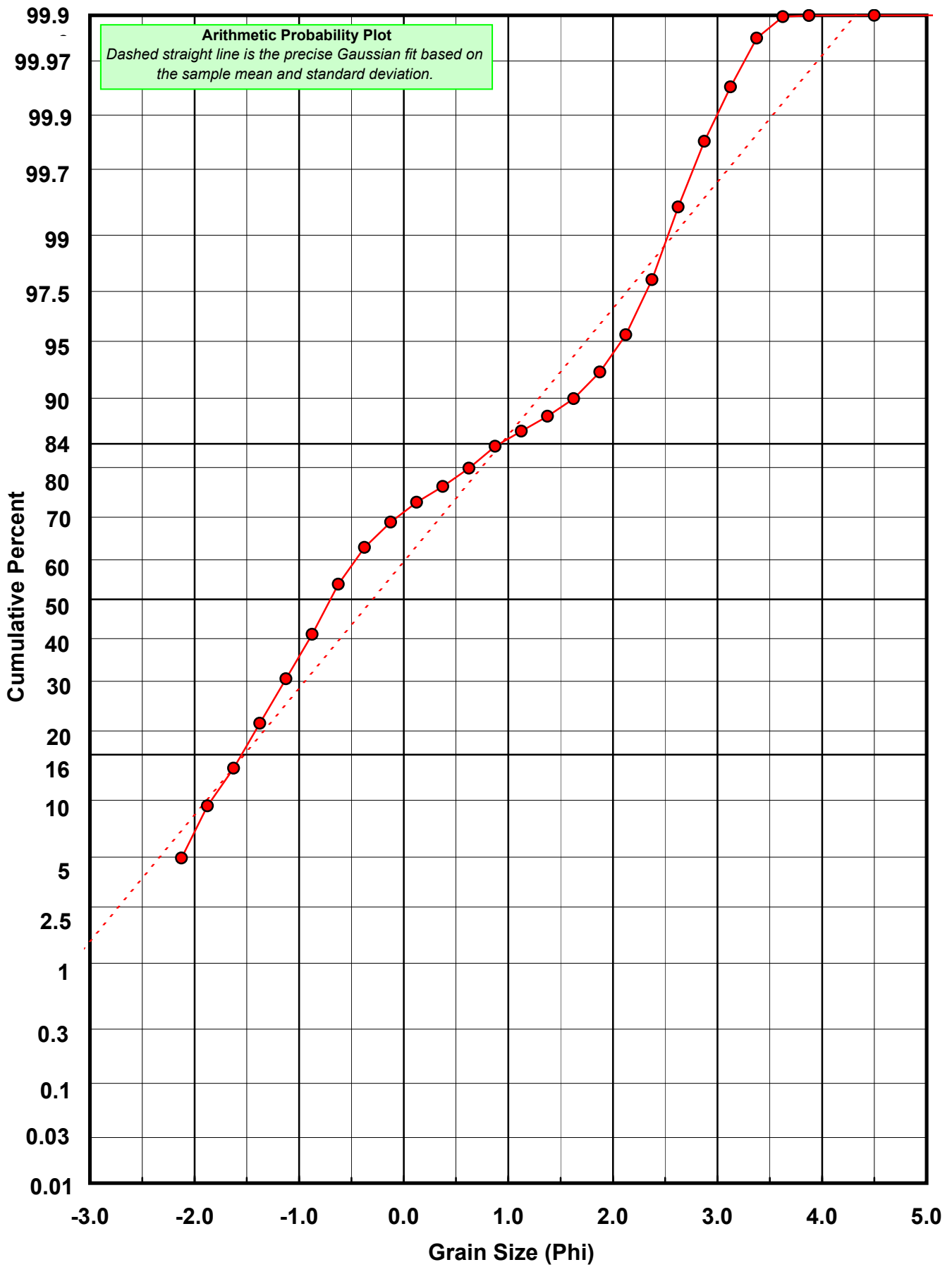
Statistical Results			
Mean:	-0.2957	phi	(1.2275 mm)
Standard Dev:	1.2394	phi-units	(0.4235 mm)
Skewness:	0.7407	dimensionless	
Kurtosis:	2.7618	dimensionless	
5th Moment:	4.1101	dimensionless	
6th Moment:	11.0841	dimensionless	
RARD *	4.1910	dimensionless	
Median	-0.7007	phi	(1.6253 mm)

* RARD = reciprocal absolute relative dispersion (see below)

Statistical Explanation
Calculations based on the Method of Moments
Skewness: 3rd Stand. Moment; Exact Gaussian = 0.0
Kurtosis: 4th Stand. Moment; Exact Gaussian = 3.0
For Further Explanation, See Calculation Sheets
Millimeter data calculated by $mm = 2^{(-\phi)}$

Reciprocal Absolute Relative Dispersion (RARD) Scale	
< 0.5	Excellent homogeneity (e.g., beaches)
0.5 to 1.0	Good homogeneity
1.0 to 1.33	Fair homogeneity
> 1.33	Poor homogeneity (e.g., glacial)





Carbonate Grain Size Distribution

Onshore Grab Sample

Sample: SJ-21-SS

Total Carbonate Mass: 36.987 grams

% Carbonate: 75.6 %

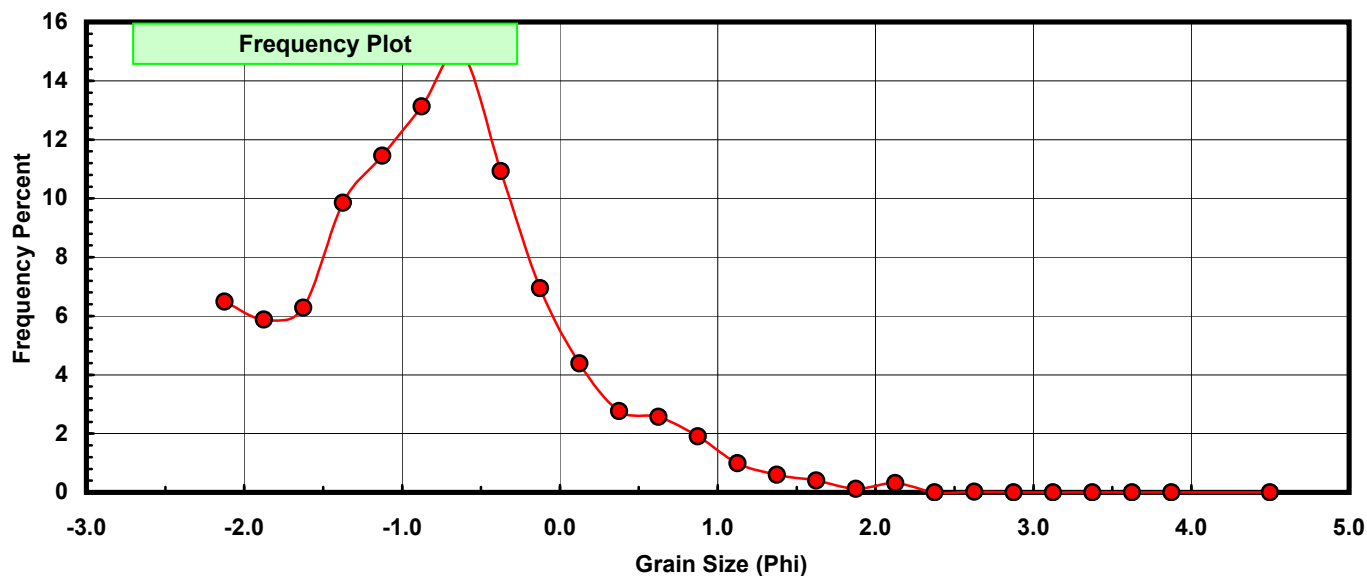
Sieve Size (phi)	Sieve Midpt (phi)	Weight (grams)	Freq Weight %	Cumulative Weight %
-2.00	-2.125	2.401	6.491	6.491
-1.75	-1.875	2.173	5.875	12.367
-1.50	-1.625	2.324	6.283	18.650
-1.25	-1.375	3.645	9.855	28.505
-1.00	-1.125	4.236	11.453	39.957
-0.75	-0.875	4.857	13.132	53.089
-0.50	-0.625	5.534	14.962	68.051
-0.25	-0.375	4.042	10.928	78.979
0.00	-0.125	2.569	6.946	85.925
0.25	0.125	1.622	4.385	90.310
0.50	0.375	1.022	2.763	93.073
0.75	0.625	0.950	2.568	95.642
1.00	0.875	0.703	1.901	97.542
1.25	1.125	0.366	0.990	98.532
1.50	1.375	0.222	0.600	99.132
1.75	1.625	0.149	0.403	99.535
2.00	1.875	0.044	0.119	99.654
2.25	2.125	0.116	0.314	99.968
2.50	2.375	0.000	0.000	99.968
2.75	2.625	0.010	0.027	99.995
3.00	2.875	0.001	0.003	99.997
3.25	3.125	0.001	0.003	100.000
3.50	3.375	0.000	0.000	100.000
3.75	3.625	0.000	0.000	100.000
4.00	3.875	0.000	0.000	100.000
5.00	4.500	0.000	0.000	100.000

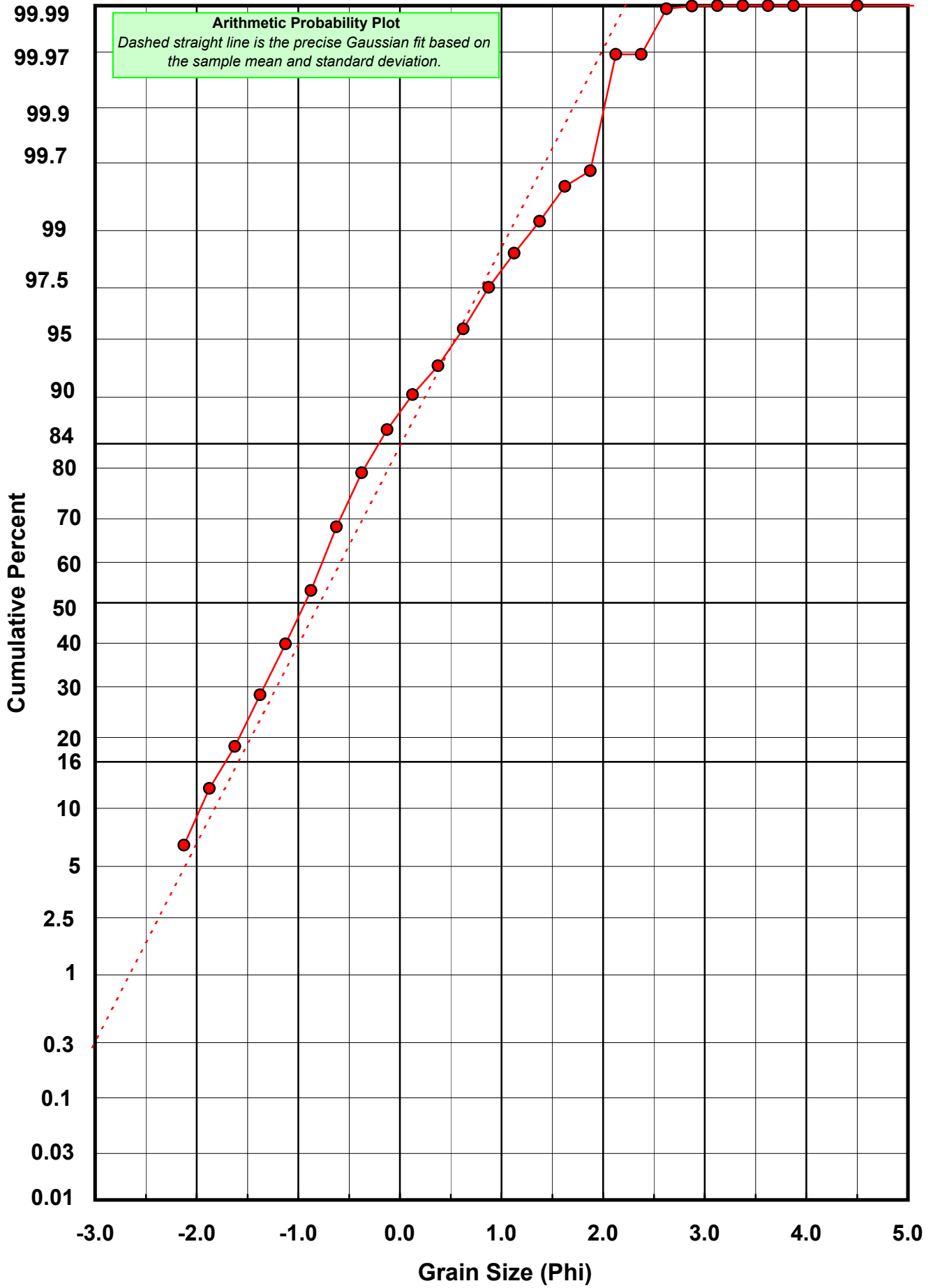
Statistical Results			
Mean:	-0.7884	phi	(1.7272 mm)
Standard Dev:	0.8079	phi-units	(0.5712 mm)
Skewness:	0.5350	dimensionless	
Kurtosis:	3.4097	dimensionless	
5th Moment:	5.7887	dimensionless	
6th Moment:	22.2855	dimensionless	
RARD *	1.0247	dimensionless	
Median	-0.9338	phi	(1.9103 mm)

* RARD = reciprocal absolute relative dispersion (see below)

Statistical Explanation	
Calculations based on the Method of Moments	
Skewness: 3rd Stand. Moment; Exact Gaussian = 0.0	
Kurtosis: 4th Stand. Moment; Exact Gaussian = 3.0	
For Further Explanation, See Calculation Sheets	
Millimeter data calculated by $mm = 2^{(-phi)}$	

Reciprocal Absolute Relative Dispersion (RARD) Scale	
< 0.5	Excellent homogeneity (e.g., beaches)
0.5 to 1.0	Good homogeneity
1.0 to 1.33	Fair homogeneity
> 1.33	Poor homogeneity (e.g., glacial)





Post-Digestion Grain Size Distribution

Onshore Grab Sample

Sample: SJ-21-SS

Total Digested Mass: 11.923 grams

% Silica: 24.4 %

Sieve Size (phi)	Sieve Midpt (phi)	Weight (grams)	Freq Weight %	Cumulative Weight %
-2.00	-2.125	0.000	0.000	0.000
-1.75	-1.875	0.000	0.000	0.000
-1.50	-1.625	0.000	0.000	0.000
-1.25	-1.375	0.027	0.226	0.226
-1.00	-1.125	0.242	2.030	2.256
-0.75	-0.875	0.229	1.921	4.177
-0.50	-0.625	0.653	5.477	9.654
-0.25	-0.375	0.359	3.011	12.665
0.00	-0.125	0.303	2.541	15.206
0.25	0.125	0.474	3.976	19.181
0.50	0.375	0.544	4.563	23.744
0.75	0.625	0.744	6.240	29.984
1.00	0.875	1.144	9.595	39.579
1.25	1.125	0.766	6.425	46.004
1.50	1.375	0.789	6.617	52.621
1.75	1.625	0.903	7.574	60.195
2.00	1.875	1.281	10.744	70.939
2.25	2.125	1.236	10.367	81.305
2.50	2.375	1.227	10.291	91.596
2.75	2.625	0.705	5.913	97.509
3.00	2.875	0.216	1.812	99.321
3.25	3.125	0.055	0.461	99.782
3.50	3.375	0.019	0.159	99.941
3.75	3.625	0.006	0.050	99.992
4.00	3.875	0.001	0.008	100.000
5.00	4.500	0.000	0.000	100.000

Statistical Results			
Mean:	1.2353	phi	(0.4248 mm)
Standard Dev:	1.1010	phi-units	(0.4662 mm)
Skewness:	-0.4747	dimensionless	
Kurtosis:	2.1391	dimensionless	
5th Moment:	-2.2282	dimensionless	
6th Moment:	6.4478	dimensionless	
RARD *	0.8913	dimensionless	
Median	1.2760	phi	(0.4129 mm)

* RARD = reciprocal absolute relative dispersion (see below)

Statistical Explanation	
Calculations based on the Method of Moments	
Skewness: 3rd Stand. Moment; Exact Gaussian = 0.0	
Kurtosis: 4th Stand. Moment; Exact Gaussian = 3.0	
For Further Explanation, See Calculation Sheets	
Millimeter data calculated by $mm = 2^{(-phi)}$	

Reciprocal Absolute Relative Dispersion (RARD) Scale	
< 0.5	Excellent homogeneity (e.g., beaches)
0.5 to 1.0	Good homogeneity
1.0 to 1.33	Fair homogeneity
> 1.33	Poor homogeneity (e.g., glacial)

