

Onshore Grab Sample

Sample: SJ-20-SS
Sample Taken By: J. Ladner
Sample Collected On: 12/3/03
Splits? N/A

County: St. Johns
Latitude: 29° 59' 24.2"
Longitude: 81° 18' 52.2"
Datum: WGS 84
Surf. Elev: N/A
Datum: N/A

Fine Data Summary

Total Sample Weight 59.67 grams
Total Fines in Sample 0.159 grams
Total Percent Fines 0.27 %

Dry Sieving Summary

Total Sample Weight 59.523 grams
Total Digested Weight 15.396 grams
Total Carbonate Weight 44.127 grams
Total Silica % 25.87 %
Total Carbonate % 74.13 %
Carbonate/Silica Ratio 2.866

General Comments:

None

Description

Worked By: M. Lachance

Pre-Digestion Grain Size Distribution

Onshore Grab Sample

Sample: SJ-20-SS

Total Sample Mass: 59.523 grams

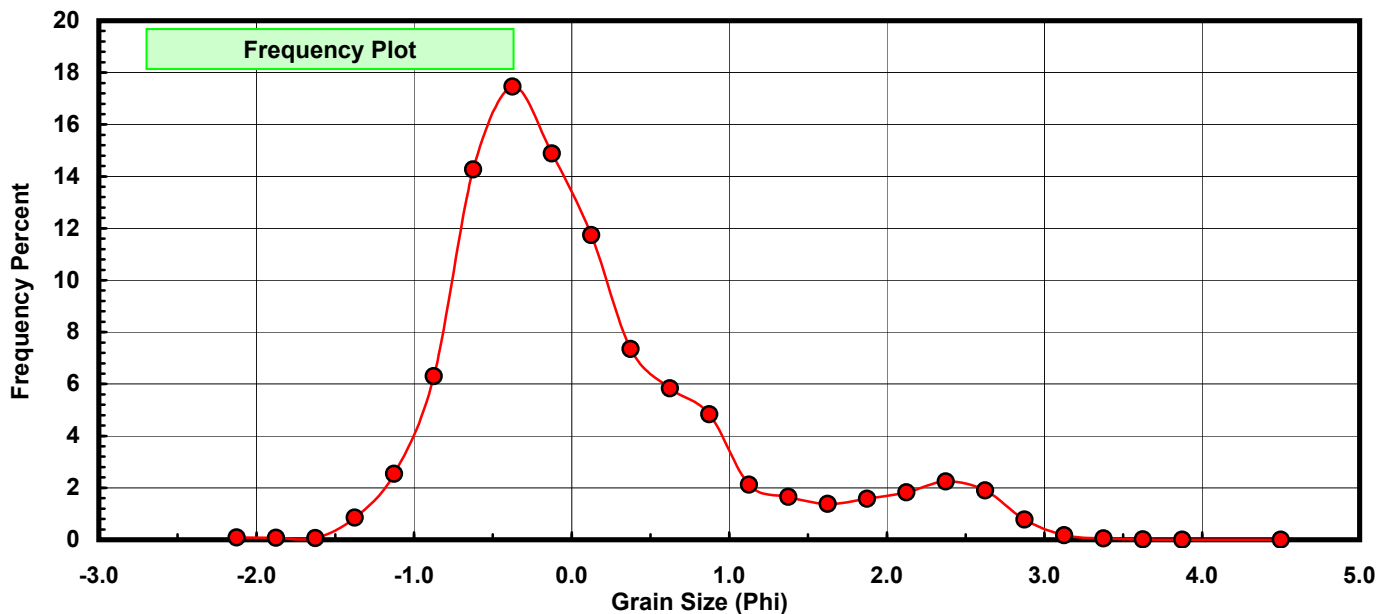
Sieve Size (phi)	Sieve Midpt (phi)	Weight (grams)	Freq Weight %	Cumulative Weight %
-2.00	-2.125	0.052	0.087	0.087
-1.75	-1.875	0.045	0.076	0.163
-1.50	-1.625	0.035	0.059	0.222
-1.25	-1.375	0.506	0.850	1.072
-1.00	-1.125	1.511	2.539	3.610
-0.75	-0.875	3.752	6.303	9.914
-0.50	-0.625	8.491	14.265	24.179
-0.25	-0.375	10.393	17.460	41.639
0.00	-0.125	8.860	14.885	56.524
0.25	0.125	6.989	11.742	68.266
0.50	0.375	4.372	7.345	75.611
0.75	0.625	3.471	5.831	81.442
1.00	0.875	2.879	4.837	86.279
1.25	1.125	1.261	2.119	88.398
1.50	1.375	0.986	1.657	90.054
1.75	1.625	0.824	1.384	91.439
2.00	1.875	0.938	1.576	93.014
2.25	2.125	1.087	1.826	94.841
2.50	2.375	1.339	2.250	97.090
2.75	2.625	1.130	1.898	98.989
3.00	2.875	0.464	0.780	99.768
3.25	3.125	0.102	0.171	99.940
3.50	3.375	0.029	0.049	99.988
3.75	3.625	0.005	0.008	99.997
4.00	3.875	0.001	0.002	99.998
5.00	4.500	0.001	0.002	100.000

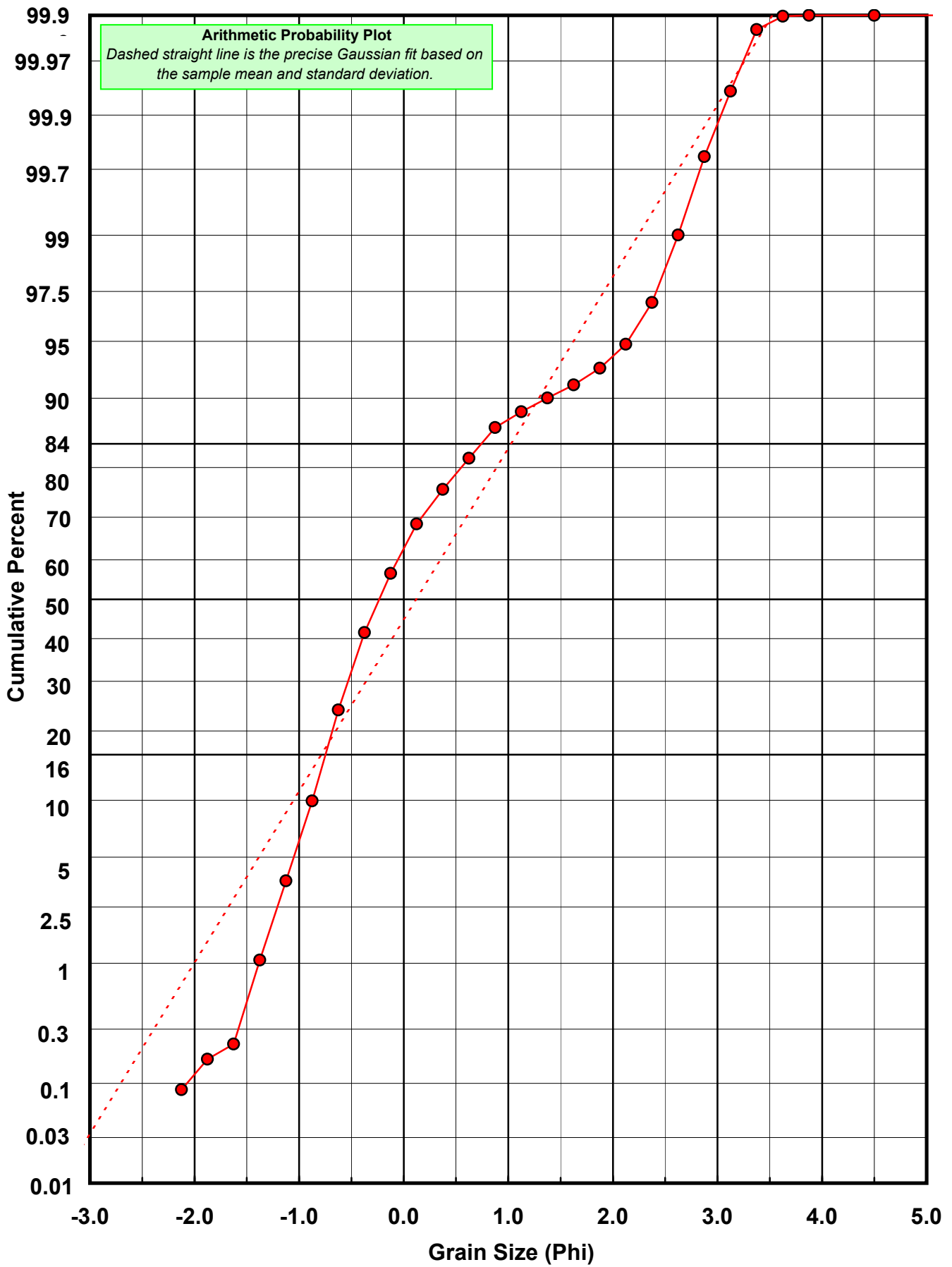
Statistical Results			
Mean:	0.1187	phi	(0.921 mm)
Standard Dev:	0.9153	phi-units	(0.5302 mm)
Skewness:	1.2126	dimensionless	
Kurtosis:	4.1404	dimensionless	
5th Moment:	9.2566	dimensionless	
6th Moment:	27.0172	dimensionless	
RARD *	7.7118	dimensionless	
Median	-0.2346	phi	(1.1766 mm)

* RARD = reciprocal absolute relative dispersion (see below)

Statistical Explanation	
Calculations based on the Method of Moments	
Skewness: 3rd Stand. Moment; Exact Gaussian = 0.0	
Kurtosis: 4th Stand. Moment; Exact Gaussian = 3.0	
For Further Explanation, See Calculation Sheets	
Millimeter data calculated by $mm = 2^{(-\phi)}$	

Reciprocal Absolute Relative Dispersion (RARD) Scale	
< 0.5	Excellent homogeneity (e.g., beaches)
0.5 to 1.0	Good homogeneity
1.0 to 1.33	Fair homogeneity
> 1.33	Poor homogeneity (e.g., glacial)





Carbonate Grain Size Distribution

Onshore Grab Sample

Sample: SJ-20-SS

Total Carbonate Mass: 44.129 grams

% Carbonate: 74.1 %

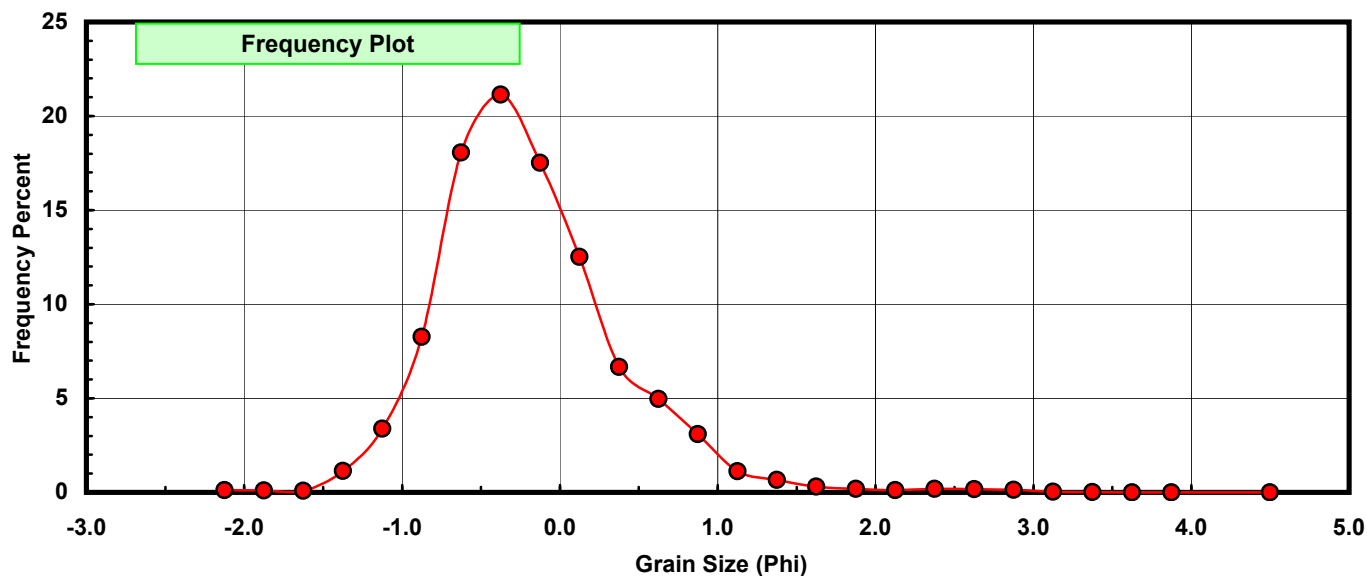
Sieve Size (phi)	Sieve Midpt (phi)	Weight (grams)	Freq Weight %	Cumulative Weight %
-2.00	-2.125	0.052	0.118	0.118
-1.75	-1.875	0.045	0.102	0.220
-1.50	-1.625	0.035	0.079	0.299
-1.25	-1.375	0.506	1.147	1.446
-1.00	-1.125	1.495	3.388	4.834
-0.75	-0.875	3.646	8.262	13.096
-0.50	-0.625	7.969	18.058	31.154
-0.25	-0.375	9.329	21.140	52.294
0.00	-0.125	7.729	17.515	69.809
0.25	0.125	5.526	12.522	82.331
0.50	0.375	2.945	6.674	89.005
0.75	0.625	2.189	4.960	93.965
1.00	0.875	1.364	3.091	97.056
1.25	1.125	0.493	1.117	98.174
1.50	1.375	0.291	0.659	98.833
1.75	1.625	0.137	0.310	99.143
2.00	1.875	0.080	0.181	99.325
2.25	2.125	0.053	0.120	99.445
2.50	2.375	0.083	0.188	99.633
2.75	2.625	0.078	0.177	99.810
3.00	2.875	0.060	0.136	99.946
3.25	3.125	0.015	0.034	99.980
3.50	3.375	0.008	0.018	99.998
3.75	3.625	0.001	0.002	100.000
4.00	3.875	0.000	0.000	100.000
5.00	4.500	0.000	0.000	100.000

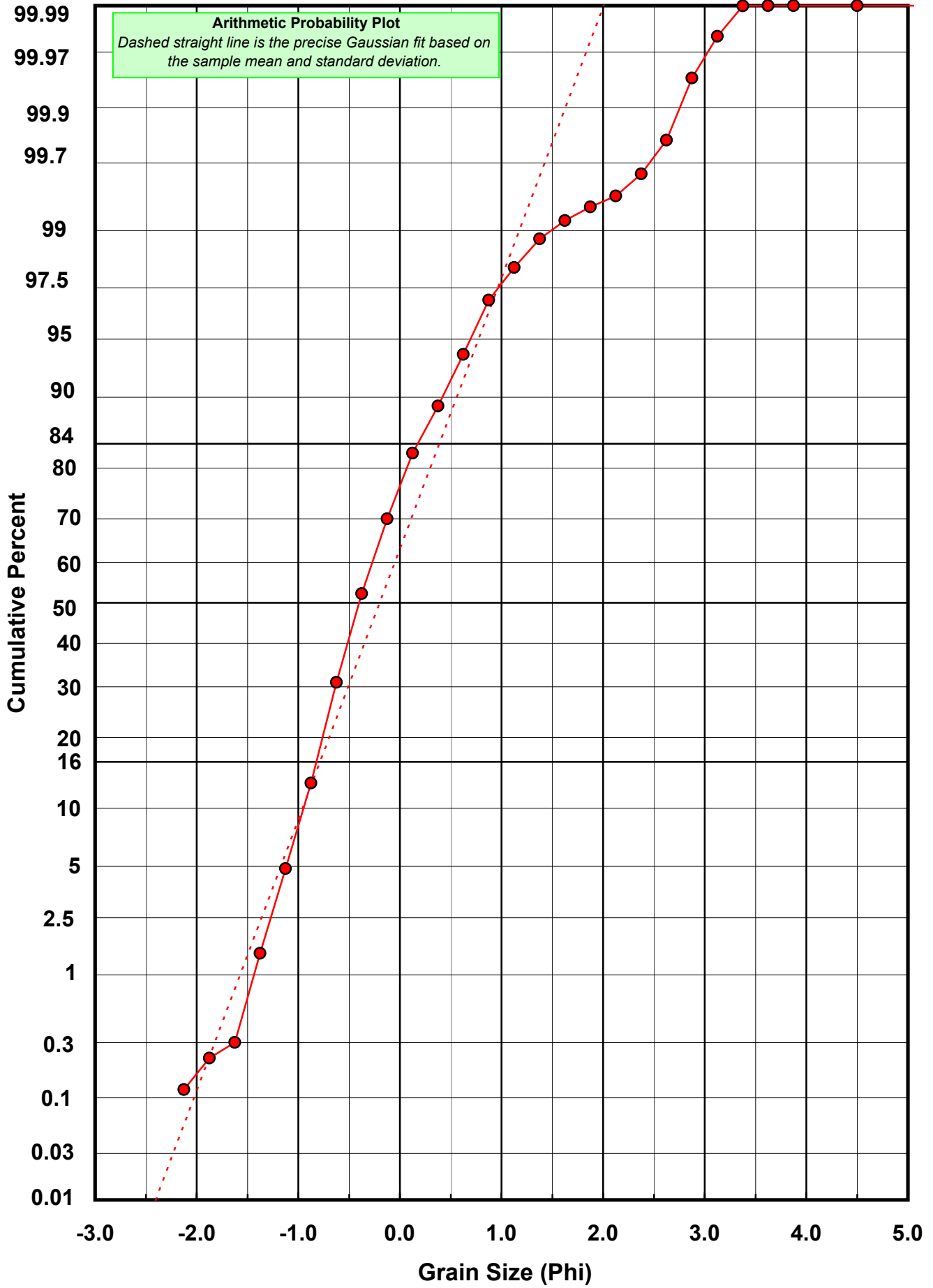
Statistical Results			
Mean:	-0.1998	phi	(1.1485 mm)
Standard Dev:	0.5921	phi-units	(0.6634 mm)
Skewness:	1.0709	dimensionless	
Kurtosis:	6.1712	dimensionless	
5th Moment:	20.3392	dimensionless	
6th Moment:	102.8189	dimensionless	
RARD *	2.9636	dimensionless	
Median	-0.4021	phi	(1.3215 mm)

* RARD = reciprocal absolute relative dispersion (see below)

Statistical Explanation	
Calculations based on the Method of Moments	
Skewness: 3rd Stand. Moment; Exact Gaussian = 0.0	
Kurtosis: 4th Stand. Moment; Exact Gaussian = 3.0	
For Further Explanation, See Calculation Sheets	
Millimeter data calculated by $mm = 2^{(-phi)}$	

Reciprocal Absolute Relative Dispersion (RARD) Scale	
< 0.5	Excellent homogeneity (e.g., beaches)
0.5 to 1.0	Good homogeneity
1.0 to 1.33	Fair homogeneity
> 1.33	Poor homogeneity (e.g., glacial)





Post-Digestion Grain Size Distribution

Onshore Grab Sample

Sample: SJ-20-SS

Total Digested Mass: 15.395 grams

% Silica: 25.9 %

Sieve Size (phi)	Sieve Midpt (phi)	Weight (grams)	Freq Weight %	Cumulative Weight %
-2.00	-2.125	0.000	0.000	0.000
-1.75	-1.875	0.000	0.000	0.000
-1.50	-1.625	0.000	0.000	0.000
-1.25	-1.375	0.000	0.000	0.000
-1.00	-1.125	0.016	0.104	0.104
-0.75	-0.875	0.106	0.689	0.792
-0.50	-0.625	0.522	3.391	4.183
-0.25	-0.375	1.064	6.911	11.095
0.00	-0.125	1.131	7.347	18.441
0.25	0.125	1.463	9.503	27.944
0.50	0.375	1.427	9.269	37.213
0.75	0.625	1.282	8.327	45.541
1.00	0.875	1.515	9.841	55.382
1.25	1.125	0.768	4.989	60.370
1.50	1.375	0.695	4.514	64.885
1.75	1.625	0.687	4.462	69.347
2.00	1.875	0.858	5.573	74.920
2.25	2.125	1.034	6.716	81.637
2.50	2.375	1.256	8.158	89.795
2.75	2.625	1.052	6.833	96.629
3.00	2.875	0.404	2.624	99.253
3.25	3.125	0.087	0.565	99.818
3.50	3.375	0.021	0.136	99.955
3.75	3.625	0.004	0.026	99.981
4.00	3.875	0.003	0.019	100.000
5.00	4.500	0.000	0.000	100.000

Statistical Results			
Mean:	1.0318	phi	(0.4891 mm)
Standard Dev:	1.0743	phi-units	(0.4749 mm)
Skewness:	0.1963	dimensionless	
Kurtosis:	1.7411	dimensionless	
5th Moment:	0.6652	dimensionless	
6th Moment:	3.8652	dimensionless	
RARD *	1.0412	dimensionless	
Median	0.7383	phi	(0.5995 mm)

* RARD = reciprocal absolute relative dispersion (see below)

Statistical Explanation	
Calculations based on the Method of Moments	
Skewness: 3rd Stand. Moment; Exact Gaussian = 0.0	
Kurtosis: 4th Stand. Moment; Exact Gaussian = 3.0	
For Further Explanation, See Calculation Sheets	
Millimeter data calculated by $mm = 2^{(-phi)}$	

Reciprocal Absolute Relative Dispersion (RARD) Scale	
< 0.5	Excellent homogeneity (e.g., beaches)
0.5 to 1.0	Good homogeneity
1.0 to 1.33	Fair homogeneity
> 1.33	Poor homogeneity (e.g., glacial)

