

Onshore Grab Sample

Sample: SJ-15-SS
Sample Taken By: J. Ladner
Sample Collected On: 12/2/03
Splits? N/A

County: St. Johns
Latitude: 30° 03' 35.1"
Longitude: 81° 19' 52.1"
Datum: WGS 84
Surf. Elev: N/A
Datum: N/A

Fine Data Summary

Total Sample Weight 73.834 grams
Total Fines in Sample 0.709 grams
Total Percent Fines 0.95 %

Dry Sieving Summary

Total Sample Weight 73.114 grams
Total Digested Weight 50.585 grams
Total Carbonate Weight 22.529 grams
Total Silica % 69.19 %
Total Carbonate % 30.81 %
Carbonate/Silica Ratio 0.445

General Comments:

None

Description

Worked By: M. Lachance

Pre-Digestion Grain Size Distribution

Onshore Grab Sample

Sample: SJ-15-SS

Total Sample Mass: 73.114 grams

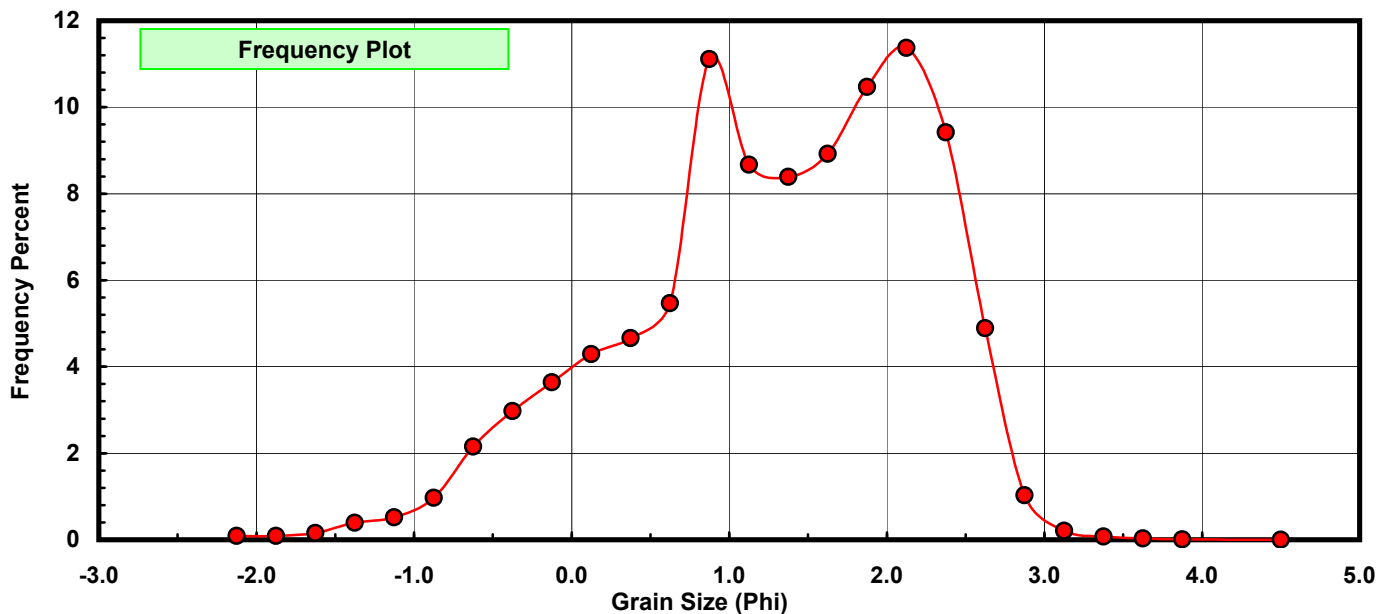
Sieve Size (phi)	Sieve Midpt (phi)	Weight (grams)	Freq Weight %	Cumulative Weight %
-2.00	-2.125	0.063	0.086	0.086
-1.75	-1.875	0.067	0.092	0.178
-1.50	-1.625	0.115	0.157	0.335
-1.25	-1.375	0.289	0.395	0.730
-1.00	-1.125	0.378	0.517	1.247
-0.75	-0.875	0.709	0.970	2.217
-0.50	-0.625	1.576	2.156	4.373
-0.25	-0.375	2.172	2.971	7.343
0.00	-0.125	2.659	3.637	10.980
0.25	0.125	3.138	4.292	15.272
0.50	0.375	3.410	4.664	19.936
0.75	0.625	3.995	5.464	25.400
1.00	0.875	8.125	11.113	36.513
1.25	1.125	6.338	8.669	45.181
1.50	1.375	6.133	8.388	53.570
1.75	1.625	6.521	8.919	62.489
2.00	1.875	7.656	10.471	72.960
2.25	2.125	8.315	11.373	84.333
2.50	2.375	6.888	9.421	93.754
2.75	2.625	3.577	4.892	98.646
3.00	2.875	0.754	1.031	99.677
3.25	3.125	0.154	0.211	99.888
3.50	3.375	0.054	0.074	99.962
3.75	3.625	0.023	0.031	99.993
4.00	3.875	0.004	0.005	99.999
5.00	4.500	0.001	0.001	100.000

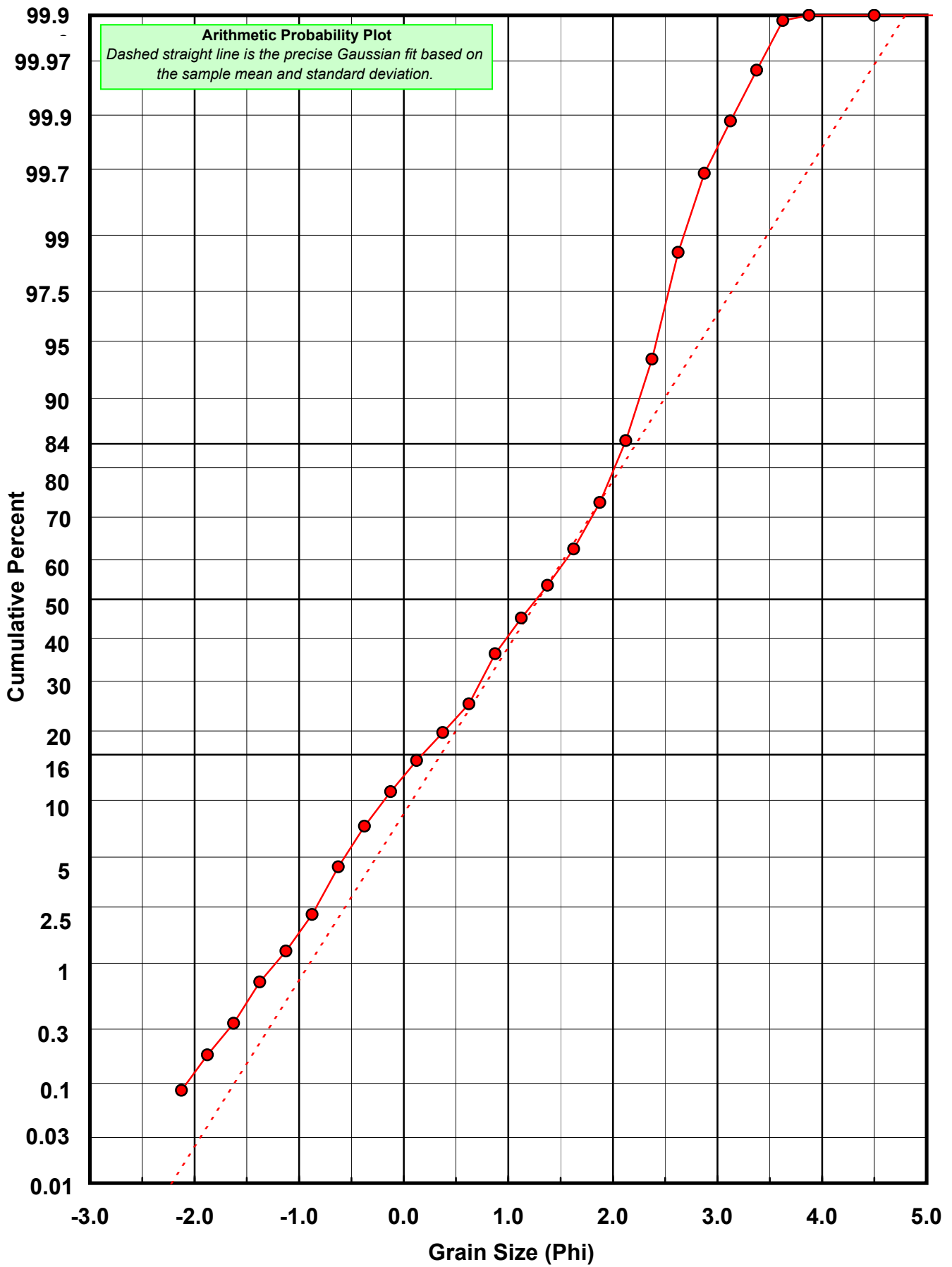
Statistical Results			
Mean:	1.2874	phi	(0.4097 mm)
Standard Dev:	0.9423	phi-units	(0.5204 mm)
Skewness:	-0.5665	dimensionless	
Kurtosis:	2.7866	dimensionless	
5th Moment:	-4.1920	dimensionless	
6th Moment:	13.9532	dimensionless	
RARD *	0.7319	dimensionless	
Median	1.2686	phi	(0.4151 mm)

* RARD = reciprocal absolute relative dispersion (see below)

Statistical Explanation
Calculations based on the Method of Moments
Skewness: 3rd Stand. Moment; Exact Gaussian = 0.0
Kurtosis: 4th Stand. Moment; Exact Gaussian = 3.0
For Further Explanation, See Calculation Sheets
Millimeter data calculated by $mm = 2^{(-phi)}$

Reciprocal Absolute Relative Dispersion (RARD) Scale	
< 0.5	Excellent homogeneity (e.g., beaches)
0.5 to 1.0	Good homogeneity
1.0 to 1.33	Fair homogeneity
> 1.33	Poor homogeneity (e.g., glacial)





Carbonate Grain Size Distribution

Onshore Grab Sample

Sample: SJ-15-SS

Total Carbonate Mass: 22.926 grams

% Carbonate: 30.8 %

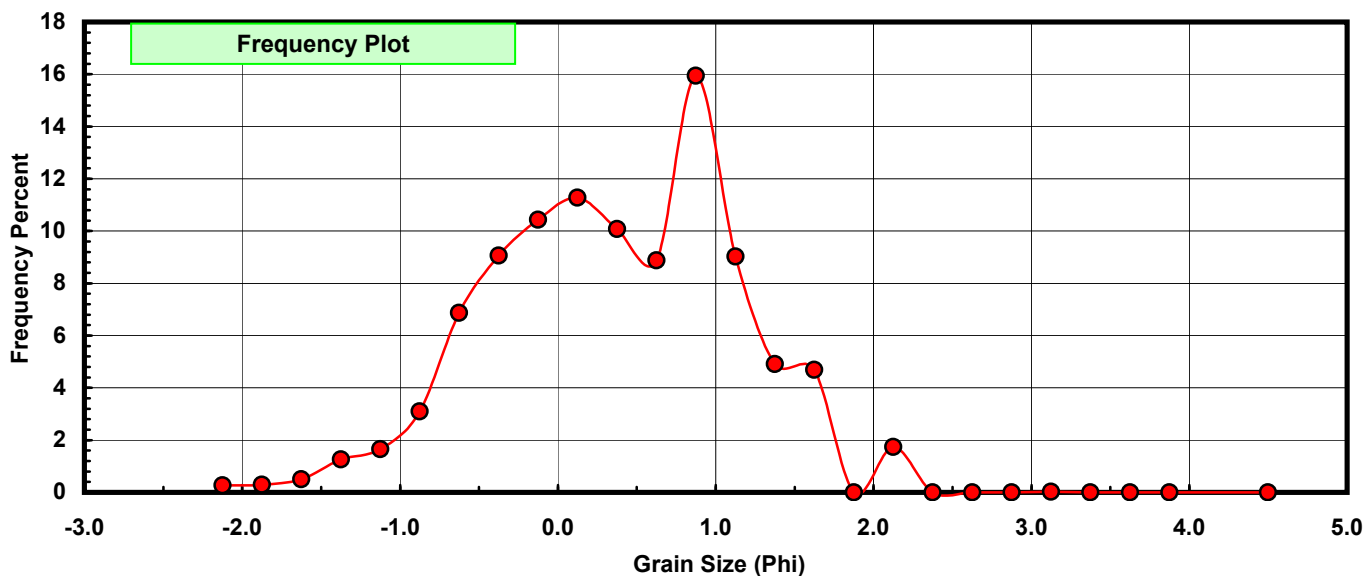
Sieve Size (phi)	Sieve Midpt (phi)	Weight (grams)	Freq Weight %	Cumulative Weight %
-2.00	-2.125	0.063	0.275	0.275
-1.75	-1.875	0.067	0.292	0.567
-1.50	-1.625	0.115	0.502	1.069
-1.25	-1.375	0.289	1.261	2.329
-1.00	-1.125	0.378	1.649	3.978
-0.75	-0.875	0.709	3.093	7.071
-0.50	-0.625	1.574	6.866	13.936
-0.25	-0.375	2.076	9.055	22.991
0.00	-0.125	2.393	10.438	33.429
0.25	0.125	2.585	11.275	44.705
0.50	0.375	2.311	10.080	54.785
0.75	0.625	2.036	8.881	63.666
1.00	0.875	3.654	15.938	79.604
1.25	1.125	2.070	9.029	88.633
1.50	1.375	1.126	4.911	93.544
1.75	1.625	1.075	4.689	98.233
2.00	1.875	0.000	0.000	98.233
2.25	2.125	0.399	1.740	99.974
2.50	2.375	0.000	0.000	99.974
2.75	2.625	0.000	0.000	99.974
3.00	2.875	0.000	0.000	99.974
3.25	3.125	0.006	0.026	100.000
3.50	3.375	0.000	0.000	100.000
3.75	3.625	0.000	0.000	100.000
4.00	3.875	0.000	0.000	100.000
5.00	4.500	0.000	0.000	100.000

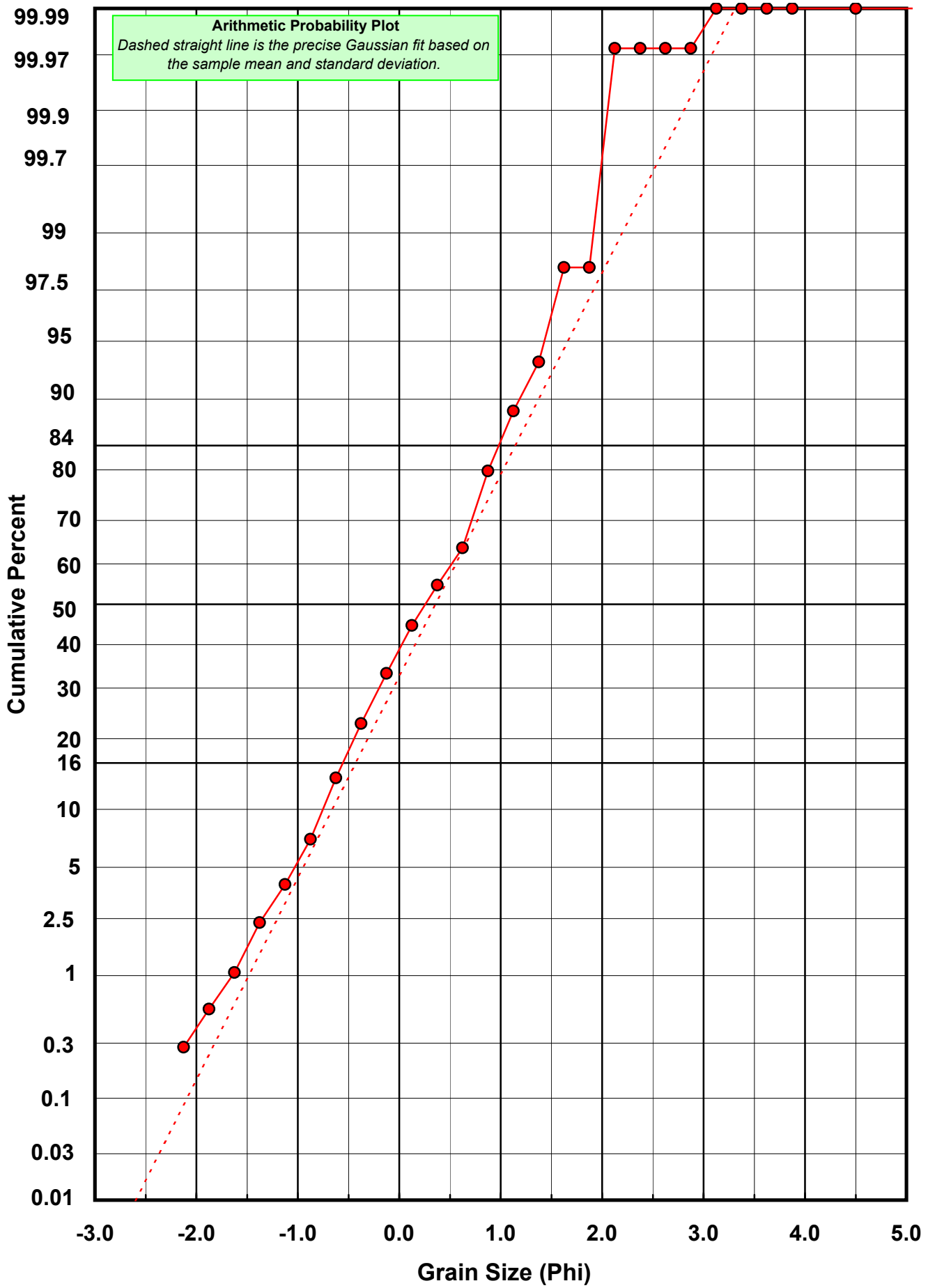
Statistical Results			
Mean:	0.3576	phi	(0.7804 mm)
Standard Dev:	0.7936	phi-units	(0.5769 mm)
Skewness:	-0.1913	dimensionless	
Kurtosis:	2.6814	dimensionless	
5th Moment:	-1.6053	dimensionless	
6th Moment:	12.2640	dimensionless	
RARD *	2.2190	dimensionless	
Median	0.2563	phi	(0.8372 mm)

* RARD = reciprocal absolute relative dispersion (see below)

Statistical Explanation	
Calculations based on the Method of Moments	
Skewness: 3rd Stand. Moment; Exact Gaussian = 0.0	
Kurtosis: 4th Stand. Moment; Exact Gaussian = 3.0	
For Further Explanation, See Calculation Sheets	
Millimeter data calculated by $mm = 2^{(-phi)}$	

Reciprocal Absolute Relative Dispersion (RARD) Scale	
< 0.5	Excellent homogeneity (e.g., beaches)
0.5 to 1.0	Good homogeneity
1.0 to 1.33	Fair homogeneity
> 1.33	Poor homogeneity (e.g., glacial)





Post-Digestion Grain Size Distribution

Onshore Grab Sample

Sample: SJ-15-SS

Total Digested Mass: 50.583 grams

% Silica: 69.2 %

Sieve Size (phi)	Sieve Midpt (phi)	Weight (grams)	Freq Weight %	Cumulative Weight %
-2.00	-2.125	0.000	0.000	0.000
-1.75	-1.875	0.000	0.000	0.000
-1.50	-1.625	0.000	0.000	0.000
-1.25	-1.375	0.000	0.000	0.000
-1.00	-1.125	0.000	0.000	0.000
-0.75	-0.875	0.000	0.000	0.000
-0.50	-0.625	0.002	0.004	0.004
-0.25	-0.375	0.096	0.190	0.194
0.00	-0.125	0.266	0.526	0.720
0.25	0.125	0.553	1.093	1.813
0.50	0.375	1.099	2.173	3.986
0.75	0.625	1.959	3.873	7.858
1.00	0.875	4.471	8.839	16.697
1.25	1.125	4.268	8.438	25.135
1.50	1.375	5.007	9.899	35.034
1.75	1.625	5.446	10.766	45.800
2.00	1.875	7.691	15.205	61.005
2.25	2.125	7.916	15.650	76.654
2.50	2.375	6.969	13.777	90.432
2.75	2.625	3.794	7.501	97.932
3.00	2.875	0.802	1.586	99.518
3.25	3.125	0.148	0.293	99.810
3.50	3.375	0.060	0.119	99.929
3.75	3.625	0.027	0.053	99.982
4.00	3.875	0.009	0.018	100.000
5.00	4.500	0.000	0.000	100.000

Statistical Results			
Mean:	1.7187	phi	(0.3038 mm)
Standard Dev:	0.6612	phi-units	(0.6324 mm)
Skewness:	-0.4378	dimensionless	
Kurtosis:	2.6262	dimensionless	
5th Moment:	-2.8593	dimensionless	
6th Moment:	11.7685	dimensionless	
RARD *	0.3847	dimensionless	
Median	1.6941	phi	(0.3091 mm)

* RARD = reciprocal absolute relative dispersion (see below)

Statistical Explanation	
Calculations based on the Method of Moments	
Skewness: 3rd Stand. Moment; Exact Gaussian = 0.0	
Kurtosis: 4th Stand. Moment; Exact Gaussian = 3.0	
For Further Explanation, See Calculation Sheets	
Millimeter data calculated by $mm = 2^{(-phi)}$	

Reciprocal Absolute Relative Dispersion (RARD) Scale	
< 0.5	Excellent homogeneity (e.g., beaches)
0.5 to 1.0	Good homogeneity
1.0 to 1.33	Fair homogeneity
> 1.33	Poor homogeneity (e.g., glacial)

