

Onshore Grab Sample

Sample: SJ-14-SS
Sample Taken By: J. Ladner
Sample Collected On: 12/2/03
Splits? N/A

County: St. Johns
Latitude: 30° 04' 26.5"
Longitude: 81° 20' 3.5"
Datum: WGS 84
Surf. Elev: N/A
Datum: N/A

Fine Data Summary

Total Sample Weight 67.269 grams
Total Fines in Sample 0.350 grams
Total Percent Fines 0.52 %

Dry Sieving Summary

Total Sample Weight 66.955 grams
Total Digested Weight 29.531 grams
Total Carbonate Weight 37.424 grams
Total Silica % 44.11 %
Total Carbonate % 55.89 %
Carbonate/Silica Ratio 1.267

General Comments:

None

Description

Worked By: M. Lachance

Pre-Digestion Grain Size Distribution

Onshore Grab Sample

Sample: SJ-14-SS

Total Sample Mass: 66.955 grams

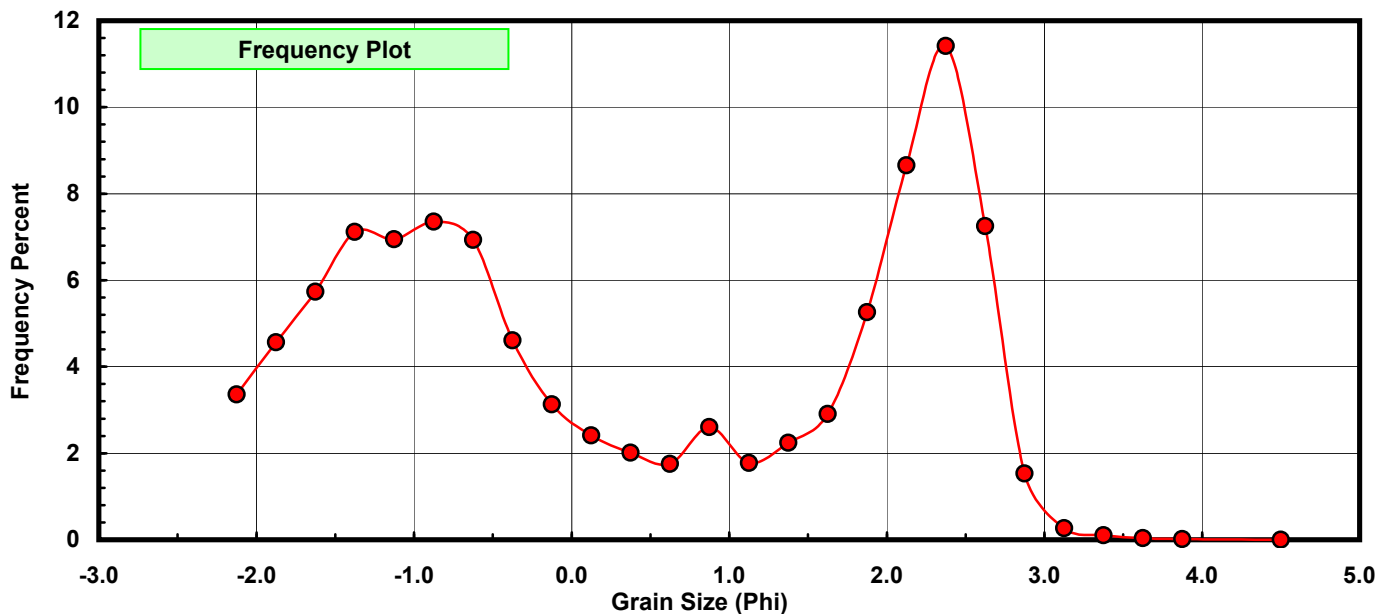
Sieve Size (phi)	Sieve Midpt (phi)	Weight (grams)	Freq Weight %	Cumulative Weight %
-2.00	-2.125	2.251	3.362	3.362
-1.75	-1.875	3.058	4.567	7.929
-1.50	-1.625	3.839	5.734	13.663
-1.25	-1.375	4.766	7.118	20.781
-1.00	-1.125	4.652	6.948	27.729
-0.75	-0.875	4.923	7.353	35.082
-0.50	-0.625	4.641	6.932	42.013
-0.25	-0.375	3.084	4.606	46.619
0.00	-0.125	2.095	3.129	49.748
0.25	0.125	1.613	2.409	52.157
0.50	0.375	1.347	2.012	54.169
0.75	0.625	1.176	1.756	55.926
1.00	0.875	1.743	2.603	58.529
1.25	1.125	1.190	1.777	60.306
1.50	1.375	1.501	2.242	62.548
1.75	1.625	1.947	2.908	65.456
2.00	1.875	3.523	5.262	70.718
2.25	2.125	5.798	8.660	79.377
2.50	2.375	7.645	11.418	90.795
2.75	2.625	4.854	7.250	98.045
3.00	2.875	1.027	1.534	99.579
3.25	3.125	0.179	0.267	99.846
3.50	3.375	0.067	0.100	99.946
3.75	3.625	0.026	0.039	99.985
4.00	3.875	0.009	0.013	99.999
5.00	4.500	0.001	0.001	100.000

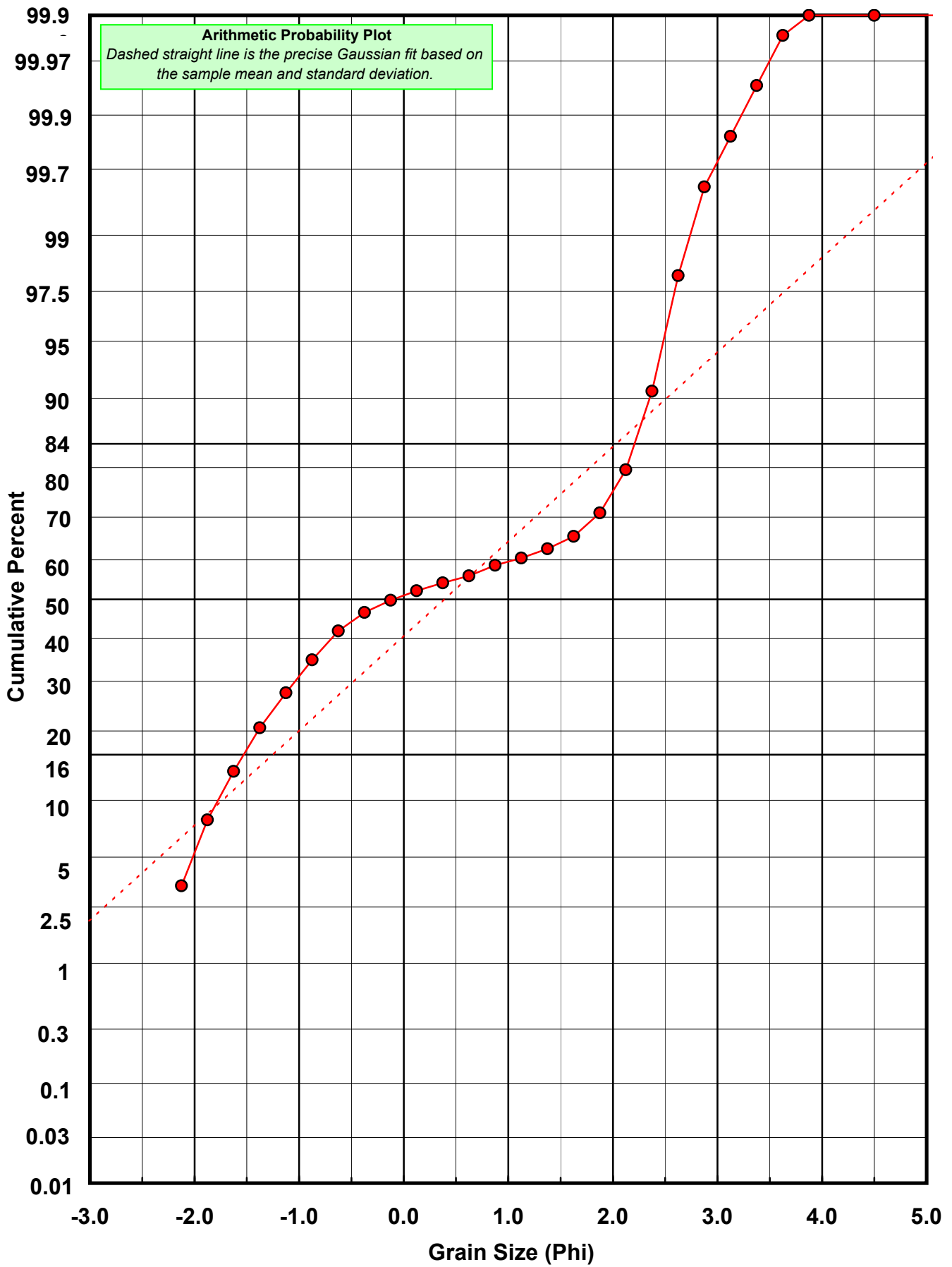
Statistical Results			
Mean:	0.3892	phi	(0.7635 mm)
Standard Dev:	1.6519	phi-units	(0.3182 mm)
Skewness:	0.0770	dimensionless	
Kurtosis:	1.4216	dimensionless	
5th Moment:	0.1375	dimensionless	
6th Moment:	2.3564	dimensionless	
RARD *	4.2440	dimensionless	
Median	-0.0989	phi	(1.0709 mm)

* RARD = reciprocal absolute relative dispersion (see below)

Statistical Explanation
Calculations based on the Method of Moments
Skewness: 3rd Stand. Moment; Exact Gaussian = 0.0
Kurtosis: 4th Stand. Moment; Exact Gaussian = 3.0
For Further Explanation, See Calculation Sheets
Millimeter data calculated by $mm = 2^{(-phi)}$

Reciprocal Absolute Relative Dispersion (RARD) Scale	
< 0.5	Excellent homogeneity (e.g., beaches)
0.5 to 1.0	Good homogeneity
1.0 to 1.33	Fair homogeneity
> 1.33	Poor homogeneity (e.g., glacial)





Carbonate Grain Size Distribution

Onshore Grab Sample

Sample: SJ-14-SS

Total Carbonate Mass: 38.227 grams

% Carbonate: 55.9 %

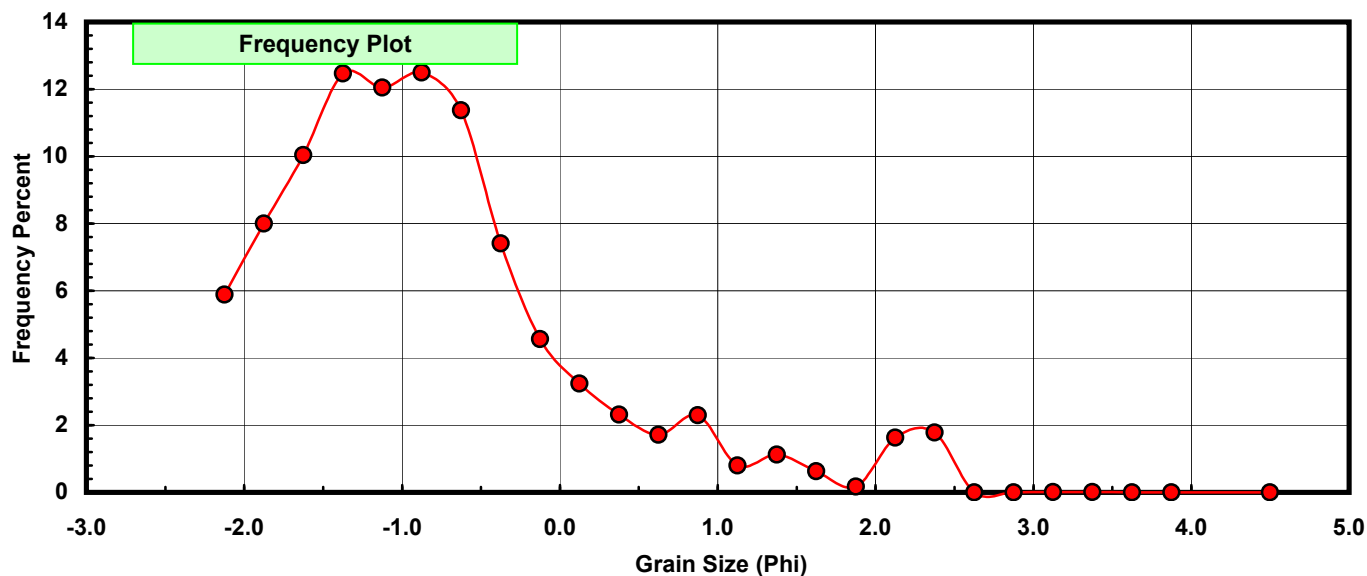
Sieve Size (phi)	Sieve Midpt (phi)	Weight (grams)	Freq Weight %	Cumulative Weight %
-2.00	-2.125	2.251	5.889	5.889
-1.75	-1.875	3.058	8.000	13.888
-1.50	-1.625	3.839	10.043	23.931
-1.25	-1.375	4.766	12.468	36.398
-1.00	-1.125	4.607	12.052	48.450
-0.75	-0.875	4.775	12.491	60.941
-0.50	-0.625	4.347	11.372	72.313
-0.25	-0.375	2.832	7.408	79.721
0.00	-0.125	1.743	4.560	84.281
0.25	0.125	1.238	3.239	87.519
0.50	0.375	0.884	2.313	89.832
0.75	0.625	0.655	1.713	91.545
1.00	0.875	0.879	2.299	93.845
1.25	1.125	0.306	0.800	94.645
1.50	1.375	0.430	1.125	95.770
1.75	1.625	0.241	0.630	96.400
2.00	1.875	0.067	0.175	96.576
2.25	2.125	0.621	1.625	98.200
2.50	2.375	0.682	1.784	99.984
2.75	2.625	0.000	0.000	99.984
3.00	2.875	0.000	0.000	99.984
3.25	3.125	0.004	0.010	99.995
3.50	3.375	0.002	0.005	100.000
3.75	3.625	0.000	0.000	100.000
4.00	3.875	0.000	0.000	100.000
5.00	4.500	0.000	0.000	100.000

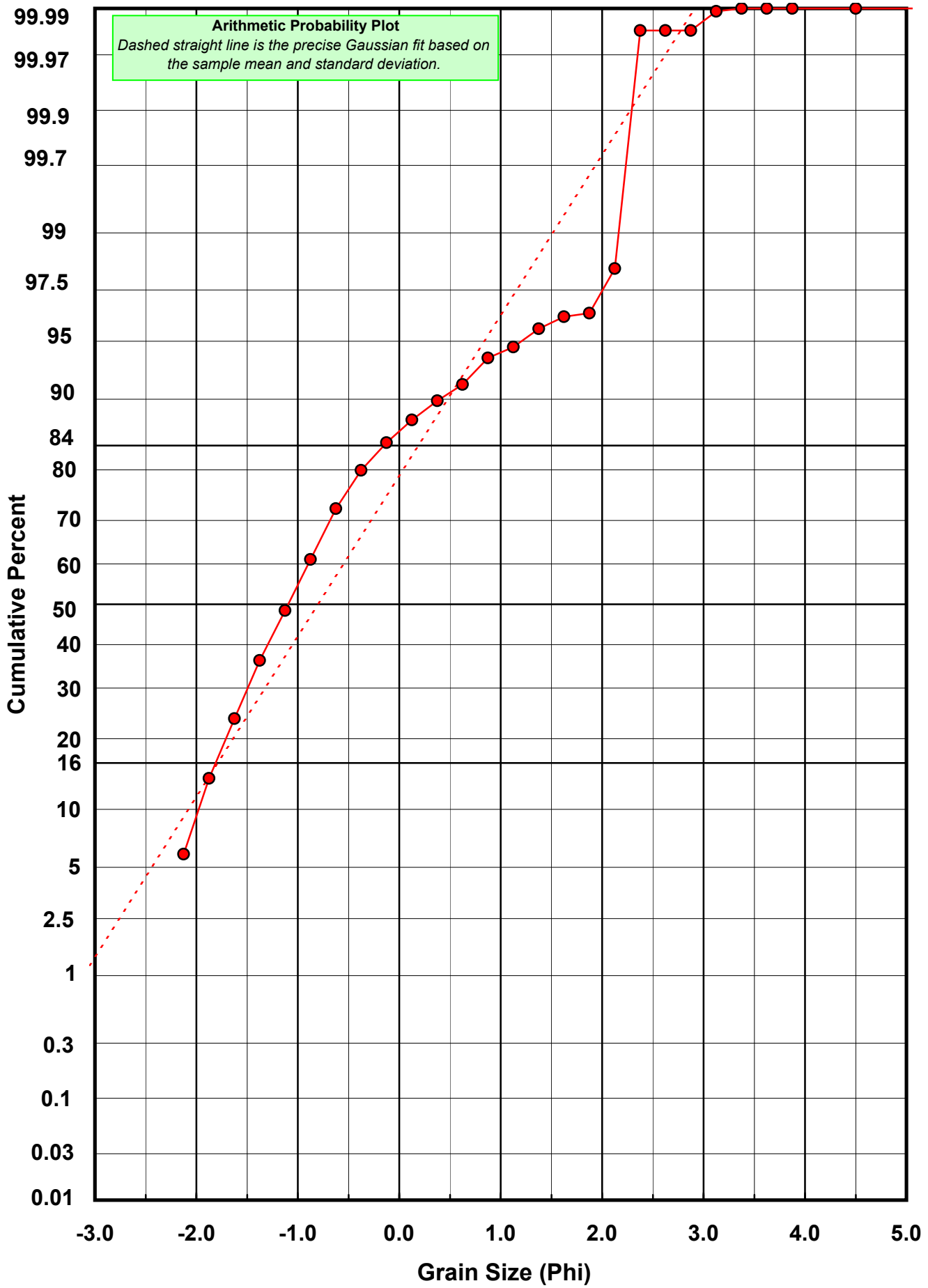
Statistical Results			
Mean:	-0.8002	phi	(1.7414 mm)
Standard Dev:	0.9976	phi-units	(0.5008 mm)
Skewness:	1.2463	dimensionless	
Kurtosis:	4.5554	dimensionless	
5th Moment:	11.4440	dimensionless	
6th Moment:	35.2670	dimensionless	
RARD *	1.2467	dimensionless	
Median	-1.0940	phi	(2.1346 mm)

* RARD = reciprocal absolute relative dispersion (see below)

Statistical Explanation	
Calculations based on the Method of Moments	
Skewness: 3rd Stand. Moment; Exact Gaussian = 0.0	
Kurtosis: 4th Stand. Moment; Exact Gaussian = 3.0	
For Further Explanation, See Calculation Sheets	
Millimeter data calculated by $mm = 2^{(-phi)}$	

Reciprocal Absolute Relative Dispersion (RARD) Scale	
< 0.5	Excellent homogeneity (e.g., beaches)
0.5 to 1.0	Good homogeneity
1.0 to 1.33	Fair homogeneity
> 1.33	Poor homogeneity (e.g., glacial)





Post-Digestion Grain Size Distribution

Onshore Grab Sample

Sample: SJ-14-SS

Total Digested Mass: 29.530 grams

% Silica: 44.1 %

Sieve Size (phi)	Sieve Midpt (phi)	Weight (grams)	Freq Weight %	Cumulative Weight %
-2.00	-2.125	0.000	0.000	0.000
-1.75	-1.875	0.000	0.000	0.000
-1.50	-1.625	0.000	0.000	0.000
-1.25	-1.375	0.000	0.000	0.000
-1.00	-1.125	0.045	0.152	0.152
-0.75	-0.875	0.148	0.501	0.654
-0.50	-0.625	0.294	0.996	1.649
-0.25	-0.375	0.252	0.853	2.503
0.00	-0.125	0.352	1.192	3.695
0.25	0.125	0.375	1.270	4.964
0.50	0.375	0.463	1.568	6.532
0.75	0.625	0.521	1.764	8.297
1.00	0.875	0.864	2.926	11.222
1.25	1.125	0.884	2.994	14.216
1.50	1.375	1.071	3.627	17.843
1.75	1.625	1.706	5.777	23.620
2.00	1.875	3.456	11.703	35.323
2.25	2.125	5.177	17.531	52.855
2.50	2.375	6.963	23.579	76.434
2.75	2.625	5.388	18.246	94.680
3.00	2.875	1.289	4.365	99.045
3.25	3.125	0.175	0.593	99.638
3.50	3.375	0.065	0.220	99.858
3.75	3.625	0.033	0.112	99.970
4.00	3.875	0.009	0.030	100.000
5.00	4.500	0.000	0.000	100.000

Statistical Results			
Mean:	1.9921	phi	(0.2514 mm)
Standard Dev:	0.7792	phi-units	(0.5827 mm)
Skewness:	-1.5835	dimensionless	
Kurtosis:	5.4465	dimensionless	
5th Moment:	-15.5398	dimensionless	
6th Moment:	51.1422	dimensionless	
RARD *	0.3911	dimensionless	
Median	2.0843	phi	(0.2358 mm)

* RARD = reciprocal absolute relative dispersion (see below)

Statistical Explanation	
Calculations based on the Method of Moments	
Skewness: 3rd Stand. Moment; Exact Gaussian = 0.0	
Kurtosis: 4th Stand. Moment; Exact Gaussian = 3.0	
For Further Explanation, See Calculation Sheets	
Millimeter data calculated by $mm = 2^{(-phi)}$	

Reciprocal Absolute Relative Dispersion (RARD) Scale	
< 0.5	Excellent homogeneity (e.g., beaches)
0.5 to 1.0	Good homogeneity
1.0 to 1.33	Fair homogeneity
> 1.33	Poor homogeneity (e.g., glacial)

