

Onshore Grab Sample

Sample: SJ-14-BB
Sample Taken By: J. Ladner
Sample Collected On: 12/2/03
Splits? N/A

County: St. Johns
Latitude: 30° 04' 26.3"
Longitude: 81° 20' 3.8"
Datum: WGS 84
Surf. Elev: N/A
Datum: N/A

Fine Data Summary

Total Sample Weight 59.361 grams
Total Fines in Sample 0.086 grams
Total Percent Fines 0.14 %

Dry Sieving Summary

Total Sample Weight 59.391 grams
Total Digested Weight 12.842 grams
Total Carbonate Weight 46.549 grams
Total Silica % 21.62 %
Total Carbonate % 78.38 %
Carbonate/Silica Ratio 3.625

General Comments:

None

Description

Worked By: M. Lachance

Pre-Digestion Grain Size Distribution

Onshore Grab Sample

Sample: SJ-14-BB

Total Sample Mass: 59.391 grams

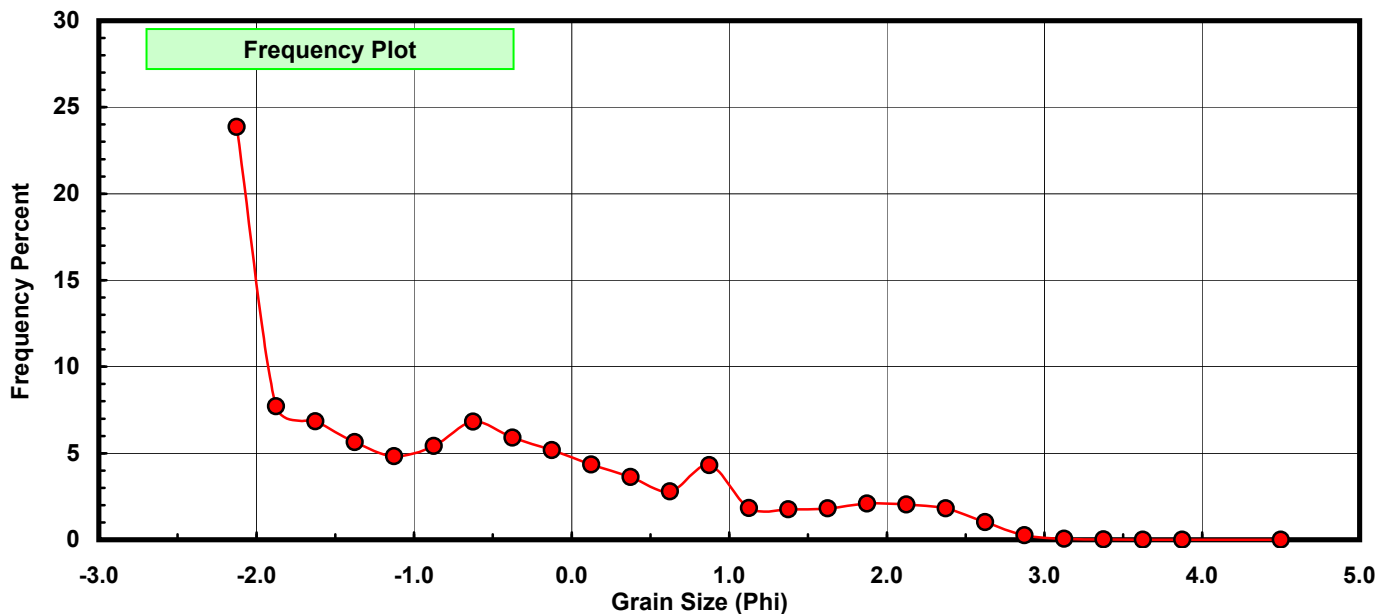
Sieve Size (phi)	Sieve Midpt (phi)	Weight (grams)	Freq Weight %	Cumulative Weight %
-2.00	-2.125	14.168	23.855	23.855
-1.75	-1.875	4.585	7.720	31.575
-1.50	-1.625	4.059	6.834	38.410
-1.25	-1.375	3.347	5.636	44.045
-1.00	-1.125	2.871	4.834	48.879
-0.75	-0.875	3.220	5.422	54.301
-0.50	-0.625	4.053	6.824	61.125
-0.25	-0.375	3.507	5.905	67.030
0.00	-0.125	3.078	5.183	72.213
0.25	0.125	2.585	4.353	76.565
0.50	0.375	2.149	3.618	80.184
0.75	0.625	1.655	2.787	82.970
1.00	0.875	2.564	4.317	87.288
1.25	1.125	1.088	1.832	89.120
1.50	1.375	1.049	1.766	90.886
1.75	1.625	1.074	1.808	92.694
2.00	1.875	1.239	2.086	94.780
2.25	2.125	1.213	2.042	96.823
2.50	2.375	1.073	1.807	98.629
2.75	2.625	0.609	1.025	99.655
3.00	2.875	0.155	0.261	99.916
3.25	3.125	0.032	0.054	99.970
3.50	3.375	0.011	0.019	99.988
3.75	3.625	0.004	0.007	99.995
4.00	3.875	0.002	0.003	99.998
5.00	4.500	0.001	0.002	100.000

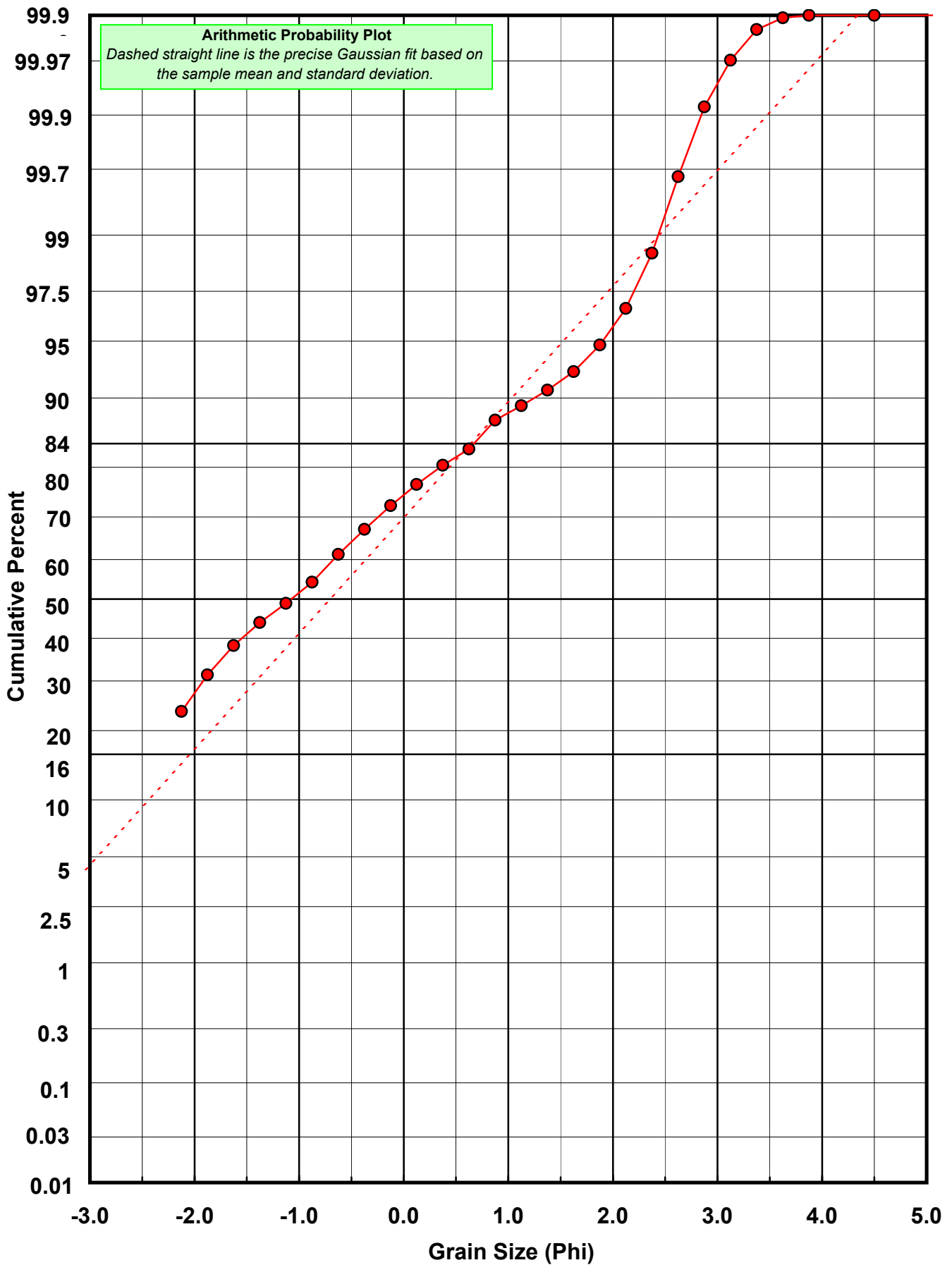
Statistical Results			
Mean:	-0.7022	phi	(1.627 mm)
Standard Dev:	1.3545	phi-units	(0.3911 mm)
Skewness:	0.7466	dimensionless	
Kurtosis:	2.5460	dimensionless	
5th Moment:	4.2218	dimensionless	
6th Moment:	10.3733	dimensionless	
RARD *	1.9289	dimensionless	
Median	-1.0733	phi	(2.1043 mm)

* RARD = reciprocal absolute relative dispersion (see below)

Statistical Explanation	
Calculations based on the Method of Moments	
Skewness: 3rd Stand. Moment; Exact Gaussian = 0.0	
Kurtosis: 4th Stand. Moment; Exact Gaussian = 3.0	
For Further Explanation, See Calculation Sheets	
Millimeter data calculated by $mm = 2^{(-\phi)}$	

Reciprocal Absolute Relative Dispersion (RARD) Scale	
< 0.5	Excellent homogeneity (e.g., beaches)
0.5 to 1.0	Good homogeneity
1.0 to 1.33	Fair homogeneity
> 1.33	Poor homogeneity (e.g., glacial)





Carbonate Grain Size Distribution

Onshore Grab Sample

Sample: SJ-14-BB

Total Carbonate Mass: 46.602 grams

% Carbonate: 78.4 %

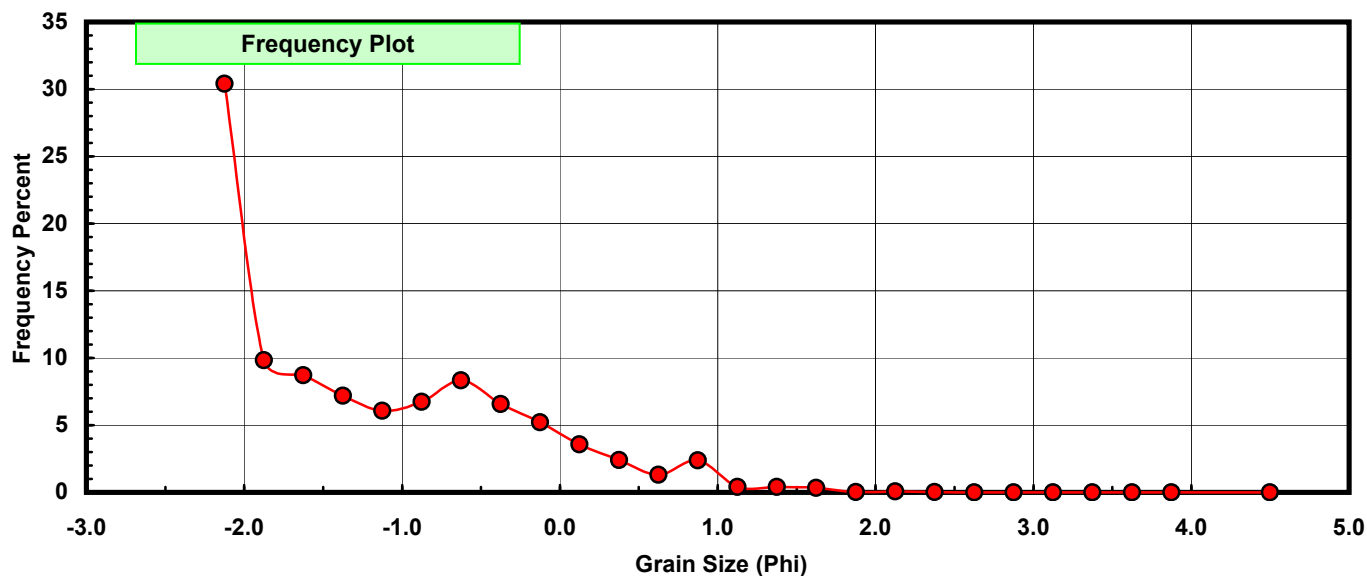
Sieve Size (phi)	Sieve Midpt (phi)	Weight (grams)	Freq Weight %	Cumulative Weight %
-2.00	-2.125	14.168	30.402	30.402
-1.75	-1.875	4.585	9.839	40.241
-1.50	-1.625	4.059	8.710	48.951
-1.25	-1.375	3.347	7.182	56.133
-1.00	-1.125	2.832	6.077	62.210
-0.75	-0.875	3.138	6.734	68.943
-0.50	-0.625	3.880	8.326	77.269
-0.25	-0.375	3.062	6.571	83.840
0.00	-0.125	2.431	5.217	89.056
0.25	0.125	1.666	3.575	92.631
0.50	0.375	1.123	2.410	95.041
0.75	0.625	0.612	1.313	96.354
1.00	0.875	1.112	2.386	98.740
1.25	1.125	0.188	0.403	99.144
1.50	1.375	0.185	0.397	99.541
1.75	1.625	0.159	0.341	99.882
2.00	1.875	0.014	0.030	99.912
2.25	2.125	0.032	0.069	99.981
2.50	2.375	0.009	0.019	100.000
2.75	2.625	0.000	0.000	100.000
3.00	2.875	0.000	0.000	100.000
3.25	3.125	0.000	0.000	100.000
3.50	3.375	0.000	0.000	100.000
3.75	3.625	0.000	0.000	100.000
4.00	3.875	0.000	0.000	100.000
5.00	4.500	0.000	0.000	100.000

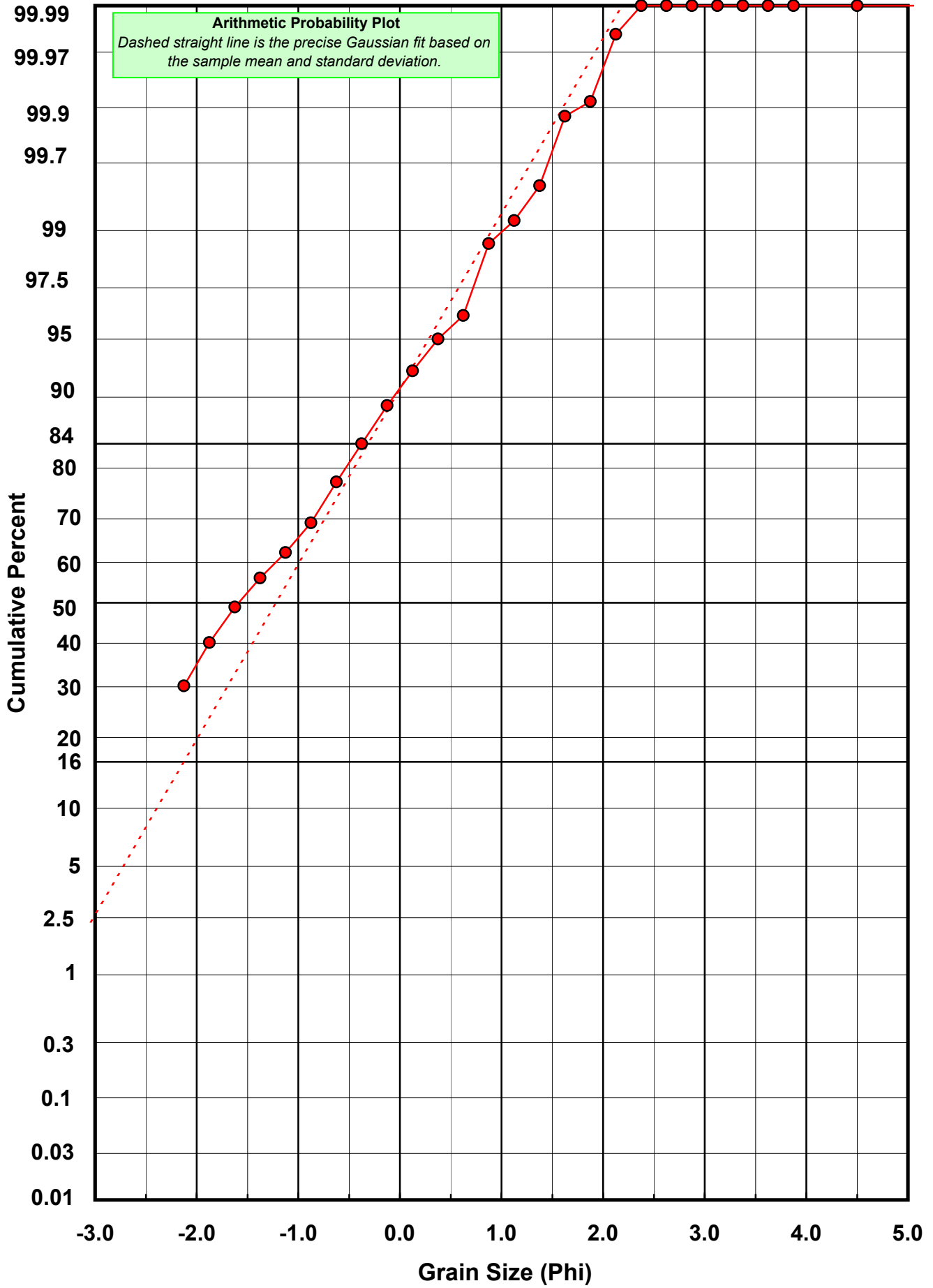
Statistical Results			
Mean:	-1.2207	phi	(2.3306 mm)
Standard Dev:	0.9153	phi-units	(0.5302 mm)
Skewness:	0.8015	dimensionless	
Kurtosis:	2.7699	dimensionless	
5th Moment:	5.4955	dimensionless	
6th Moment:	15.2736	dimensionless	
RARD *	0.7498	dimensionless	
Median	-1.5885	phi	(3.0073 mm)

* RARD = reciprocal absolute relative dispersion (see below)

Statistical Explanation	
Calculations based on the Method of Moments	
Skewness: 3rd Stand. Moment; Exact Gaussian = 0.0	
Kurtosis: 4th Stand. Moment; Exact Gaussian = 3.0	
For Further Explanation, See Calculation Sheets	
Millimeter data calculated by $mm = 2^{(-phi)}$	

Reciprocal Absolute Relative Dispersion (RARD) Scale	
< 0.5	Excellent homogeneity (e.g., beaches)
0.5 to 1.0	Good homogeneity
1.0 to 1.33	Fair homogeneity
> 1.33	Poor homogeneity (e.g., glacial)





Post-Digestion Grain Size Distribution

Onshore Grab Sample

Sample: SJ-14-BB

Total Digested Mass: 12.841 grams

% Silica: 21.6 %

Sieve Size (phi)	Sieve Midpt (phi)	Weight (grams)	Freq Weight %	Cumulative Weight %
-2.00	-2.125	0.000	0.000	0.000
-1.75	-1.875	0.000	0.000	0.000
-1.50	-1.625	0.000	0.000	0.000
-1.25	-1.375	0.000	0.000	0.000
-1.00	-1.125	0.039	0.304	0.304
-0.75	-0.875	0.082	0.639	0.942
-0.50	-0.625	0.173	1.347	2.290
-0.25	-0.375	0.445	3.465	5.755
0.00	-0.125	0.647	5.039	10.794
0.25	0.125	0.919	7.157	17.950
0.50	0.375	1.026	7.990	25.940
0.75	0.625	1.043	8.122	34.063
1.00	0.875	1.452	11.308	45.370
1.25	1.125	0.900	7.009	52.379
1.50	1.375	0.864	6.728	59.108
1.75	1.625	0.915	7.126	66.233
2.00	1.875	1.225	9.540	75.773
2.25	2.125	1.181	9.197	84.970
2.50	2.375	1.064	8.286	93.256
2.75	2.625	0.644	5.015	98.271
3.00	2.875	0.163	1.269	99.541
3.25	3.125	0.038	0.296	99.836
3.50	3.375	0.013	0.101	99.938
3.75	3.625	0.005	0.039	99.977
4.00	3.875	0.003	0.023	100.000
5.00	4.500	0.000	0.000	100.000

Statistical Results			
Mean:	1.1933	phi	(0.4373 mm)
Standard Dev:	0.9590	phi-units	(0.5144 mm)
Skewness:	-0.0947	dimensionless	
Kurtosis:	1.9339	dimensionless	
5th Moment:	-0.5855	dimensionless	
6th Moment:	5.3203	dimensionless	
RARD *	0.8037	dimensionless	
Median	1.0401	phi	(0.4863 mm)

* RARD = reciprocal absolute relative dispersion (see below)

Statistical Explanation	
Calculations based on the Method of Moments	
Skewness: 3rd Stand. Moment; Exact Gaussian = 0.0	
Kurtosis: 4th Stand. Moment; Exact Gaussian = 3.0	
For Further Explanation, See Calculation Sheets	
Millimeter data calculated by $mm = 2^{(-phi)}$	

Reciprocal Absolute Relative Dispersion (RARD) Scale	
< 0.5	Excellent homogeneity (e.g., beaches)
0.5 to 1.0	Good homogeneity
1.0 to 1.33	Fair homogeneity
> 1.33	Poor homogeneity (e.g., glacial)

