

Onshore Grab Sample

Sample: SJ-13-SS
Sample Taken By: J. Ladner
Sample Collected On: 12/2/03
Splits? N/A

County: St. Johns
Latitude: 30° 05' 17.6"
Longitude: 81° 20' 15.9"
Datum: WGS 84
Surf. Elev: N/A
Datum: N/A

Fine Data Summary

Total Sample Weight 70.484 grams
Total Fines in Sample 0.404 grams
Total Percent Fines 0.57 %

Dry Sieving Summary

Total Sample Weight 70.091 grams
Total Digested Weight 23.886 grams
Total Carbonate Weight 46.205 grams
Total Silica % 34.08 %
Total Carbonate % 65.92 %
Carbonate/Silica Ratio 1.934

General Comments:

None

Description

Worked By: M. Lachance

Pre-Digestion Grain Size Distribution

Onshore Grab Sample

Sample: SJ-13-SS

Total Sample Mass: 70.091 grams

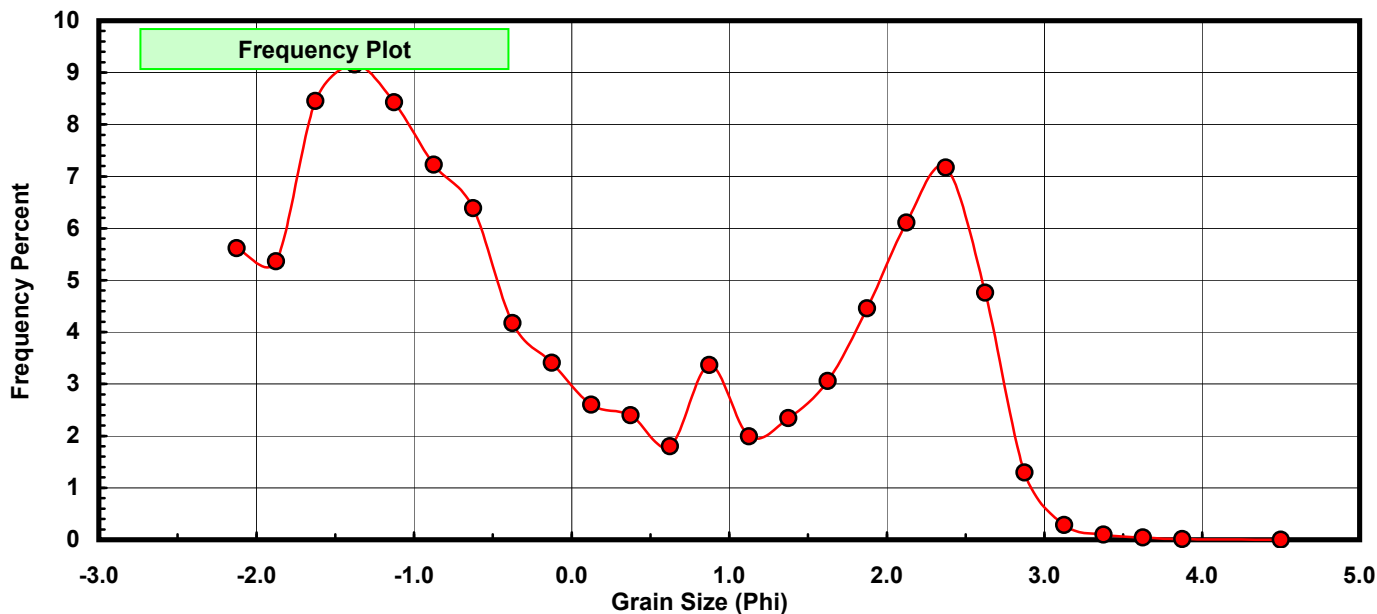
Sieve Size (phi)	Sieve Midpt (phi)	Weight (grams)	Freq Weight %	Cumulative Weight %
-2.00	-2.125	3.937	5.617	5.617
-1.75	-1.875	3.760	5.364	10.981
-1.50	-1.625	5.923	8.450	19.432
-1.25	-1.375	6.416	9.154	28.586
-1.00	-1.125	5.908	8.429	37.015
-0.75	-0.875	5.065	7.226	44.241
-0.50	-0.625	4.475	6.385	50.626
-0.25	-0.375	2.925	4.173	54.799
0.00	-0.125	2.388	3.407	58.206
0.25	0.125	1.824	2.602	60.808
0.50	0.375	1.683	2.401	63.209
0.75	0.625	1.262	1.801	65.010
1.00	0.875	2.361	3.368	68.378
1.25	1.125	1.394	1.989	70.367
1.50	1.375	1.642	2.343	72.710
1.75	1.625	2.143	3.057	75.767
2.00	1.875	3.124	4.457	80.224
2.25	2.125	4.281	6.108	86.332
2.50	2.375	5.026	7.171	93.503
2.75	2.625	3.335	4.758	98.261
3.00	2.875	0.909	1.297	99.558
3.25	3.125	0.198	0.282	99.840
3.50	3.375	0.071	0.101	99.942
3.75	3.625	0.029	0.041	99.983
4.00	3.875	0.010	0.014	99.997
5.00	4.500	0.002	0.003	100.000

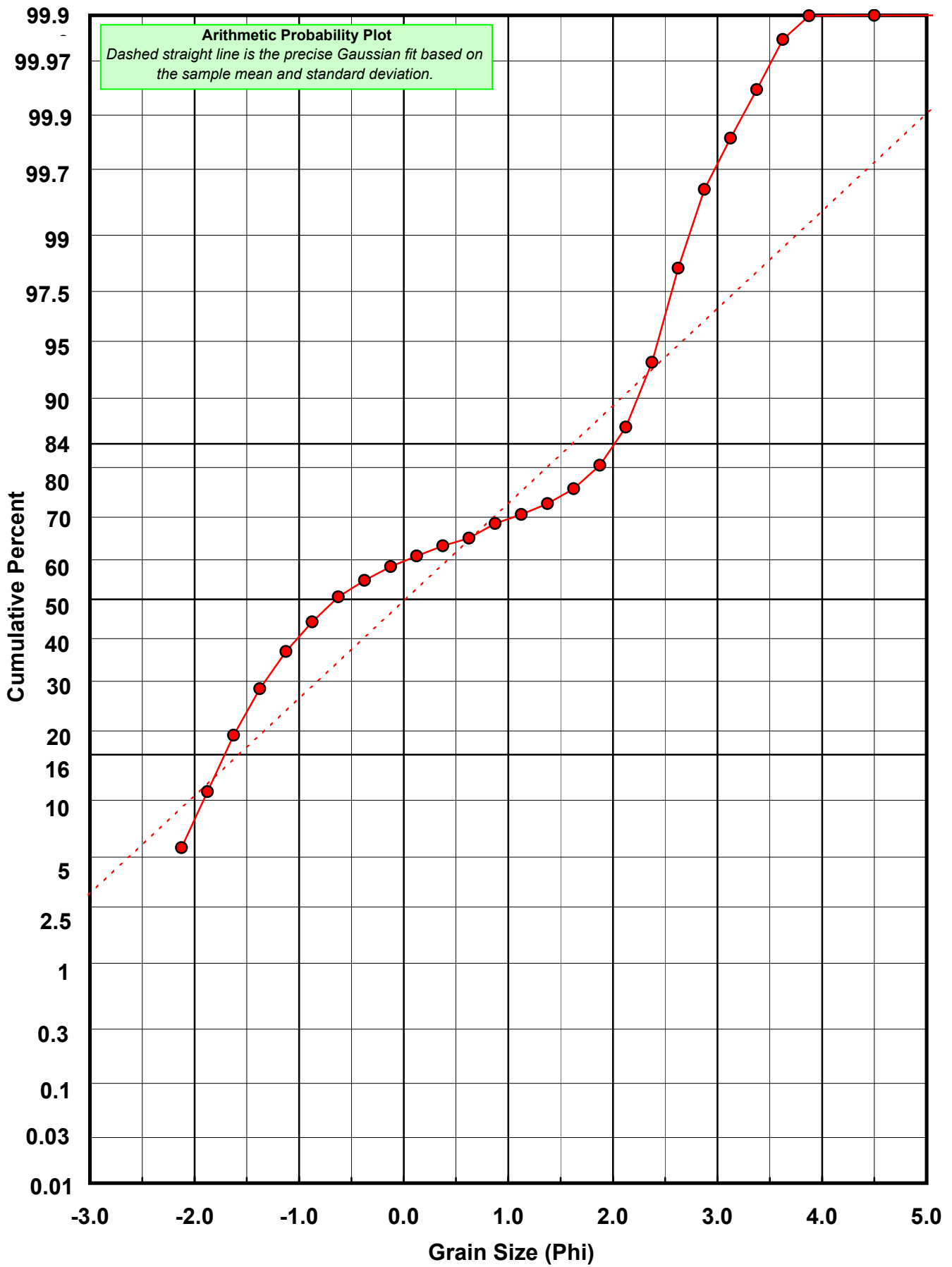
Statistical Results			
Mean:	0.0165	phi	(0.9886 mm)
Standard Dev:	1.6045	phi-units	(0.3289 mm)
Skewness:	0.3950	dimensionless	
Kurtosis:	1.6675	dimensionless	
5th Moment:	1.3003	dimensionless	
6th Moment:	3.4709	dimensionless	
RARD *	97.0422	dimensionless	
Median	-0.6495	phi	(1.5686 mm)

* RARD = reciprocal absolute relative dispersion (see below)

Statistical Explanation
Calculations based on the Method of Moments
Skewness: 3rd Stand. Moment; Exact Gaussian = 0.0
Kurtosis: 4th Stand. Moment; Exact Gaussian = 3.0
For Further Explanation, See Calculation Sheets
Millimeter data calculated by $mm = 2^{(-\phi)}$

Reciprocal Absolute Relative Dispersion (RARD) Scale	
< 0.5	Excellent homogeneity (e.g., beaches)
0.5 to 1.0	Good homogeneity
1.0 to 1.33	Fair homogeneity
> 1.33	Poor homogeneity (e.g., glacial)





Carbonate Grain Size Distribution

Onshore Grab Sample

Sample: SJ-13-SS

Total Carbonate Mass: 46.586 grams

% Carbonate: 65.9 %

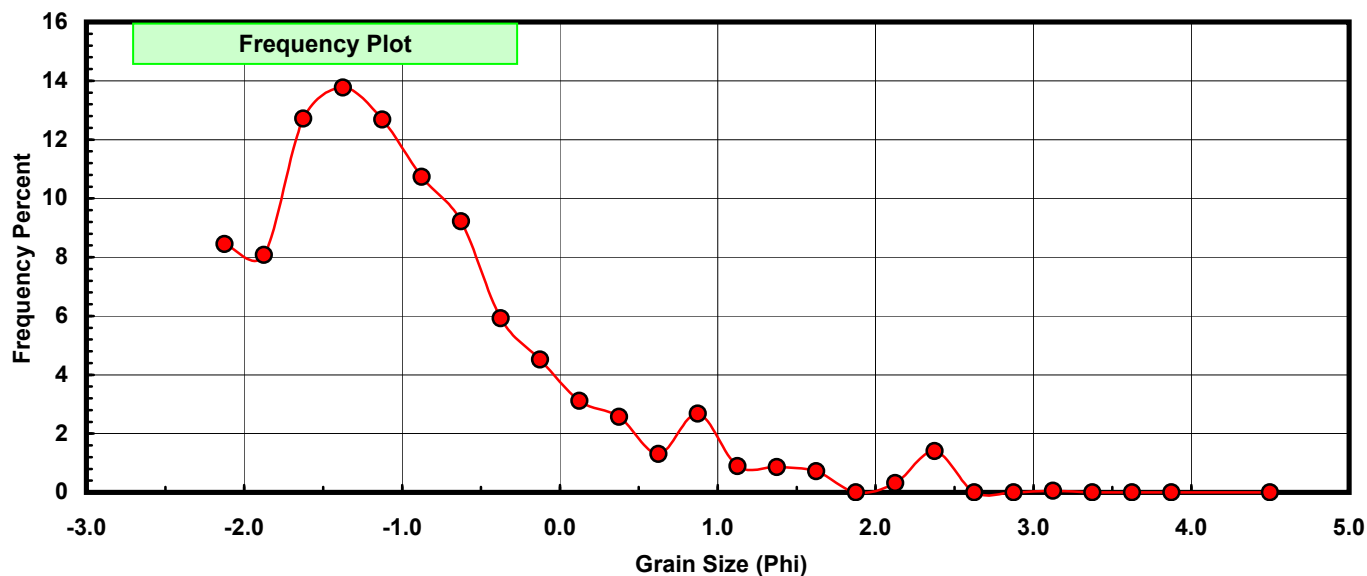
Sieve Size (phi)	Sieve Midpt (phi)	Weight (grams)	Freq Weight %	Cumulative Weight %
-2.00	-2.125	3.937	8.451	8.451
-1.75	-1.875	3.760	8.071	16.522
-1.50	-1.625	5.923	12.714	29.236
-1.25	-1.375	6.416	13.772	43.009
-1.00	-1.125	5.908	12.682	55.691
-0.75	-0.875	5.000	10.733	66.423
-0.50	-0.625	4.296	9.222	75.645
-0.25	-0.375	2.757	5.918	81.563
0.00	-0.125	2.102	4.512	86.075
0.25	0.125	1.450	3.113	89.188
0.50	0.375	1.197	2.569	91.757
0.75	0.625	0.610	1.309	93.067
1.00	0.875	1.249	2.681	95.748
1.25	1.125	0.417	0.895	96.643
1.50	1.375	0.401	0.861	97.504
1.75	1.625	0.334	0.717	98.220
2.00	1.875	0.000	0.000	98.220
2.25	2.125	0.149	0.320	98.540
2.50	2.375	0.654	1.404	99.944
2.75	2.625	0.000	0.000	99.944
3.00	2.875	0.000	0.000	99.944
3.25	3.125	0.026	0.056	100.000
3.50	3.375	0.000	0.000	100.000
3.75	3.625	0.000	0.000	100.000
4.00	3.875	0.000	0.000	100.000
5.00	4.500	0.000	0.000	100.000

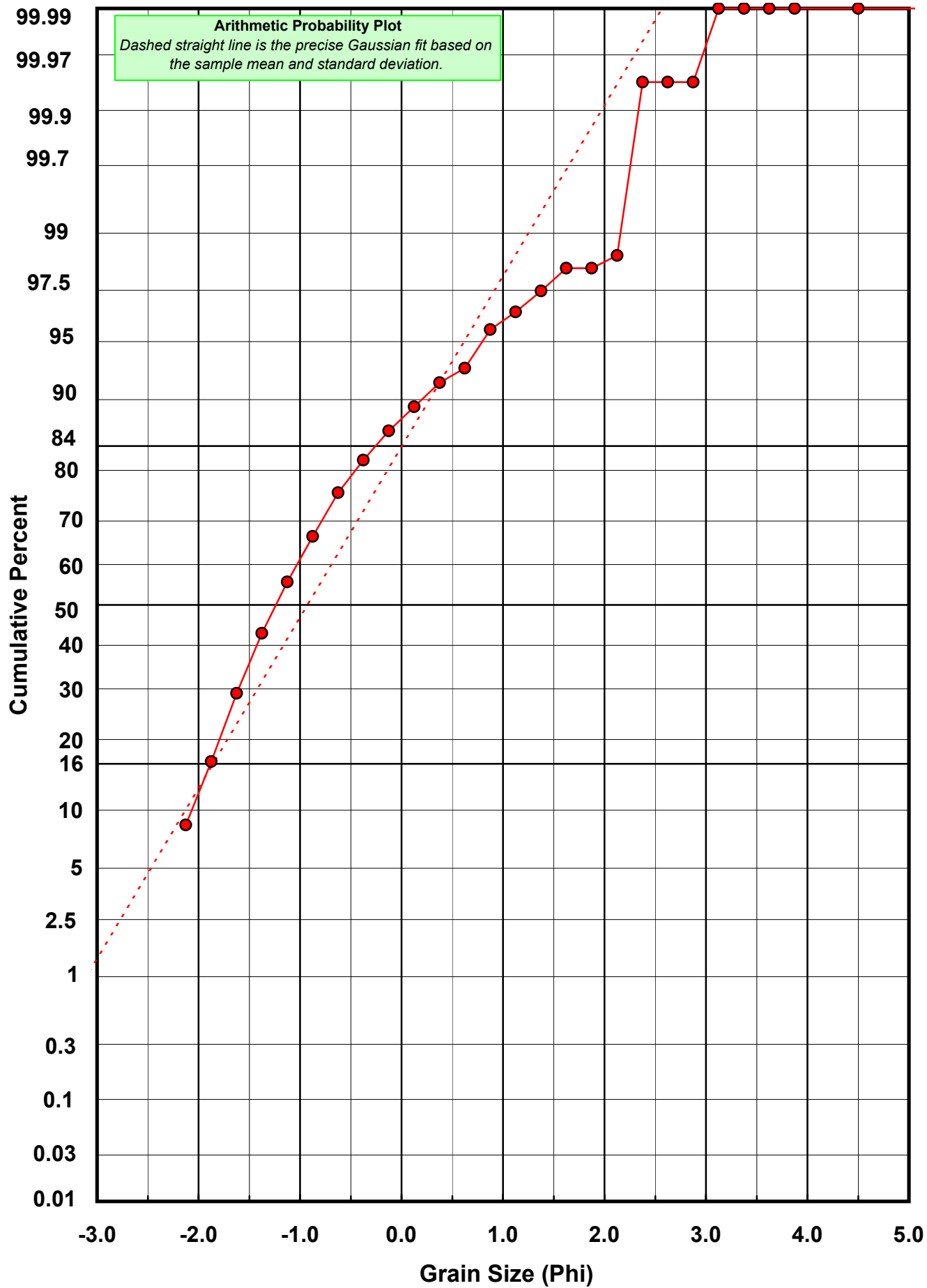
Statistical Results			
Mean:	-0.9283	phi	(1.9031 mm)
Standard Dev:	0.9390	phi-units	(0.5216 mm)
Skewness:	1.2373	dimensionless	
Kurtosis:	4.7030	dimensionless	
5th Moment:	12.7925	dimensionless	
6th Moment:	43.0321	dimensionless	
RARD *	1.0115	dimensionless	
Median	-1.2372	phi	(2.3574 mm)

* RARD = reciprocal absolute relative dispersion (see below)

Statistical Explanation	
Calculations based on the Method of Moments	
Skewness: 3rd Stand. Moment; Exact Gaussian = 0.0	
Kurtosis: 4th Stand. Moment; Exact Gaussian = 3.0	
For Further Explanation, See Calculation Sheets	
Millimeter data calculated by $mm = 2^{(-phi)}$	

Reciprocal Absolute Relative Dispersion (RARD) Scale	
< 0.5	Excellent homogeneity (e.g., beaches)
0.5 to 1.0	Good homogeneity
1.0 to 1.33	Fair homogeneity
> 1.33	Poor homogeneity (e.g., glacial)





Post-Digestion Grain Size Distribution

Onshore Grab Sample

Sample: SJ-13-SS

Total Digested Mass: 23.885 grams

% Silica: 34.1 %

Sieve Size (phi)	Sieve Midpt (phi)	Weight (grams)	Freq Weight %	Cumulative Weight %
-2.00	-2.125	0.000	0.000	0.000
-1.75	-1.875	0.000	0.000	0.000
-1.50	-1.625	0.000	0.000	0.000
-1.25	-1.375	0.000	0.000	0.000
-1.00	-1.125	0.000	0.000	0.000
-0.75	-0.875	0.065	0.272	0.272
-0.50	-0.625	0.179	0.749	1.022
-0.25	-0.375	0.168	0.703	1.725
0.00	-0.125	0.286	1.197	2.922
0.25	0.125	0.374	1.566	4.488
0.50	0.375	0.486	2.035	6.523
0.75	0.625	0.652	2.730	9.253
1.00	0.875	1.112	4.656	13.908
1.25	1.125	0.977	4.090	17.999
1.50	1.375	1.241	5.196	23.194
1.75	1.625	1.809	7.574	30.768
2.00	1.875	3.192	13.364	44.132
2.25	2.125	4.132	17.300	61.432
2.50	2.375	4.372	18.304	79.736
2.75	2.625	3.598	15.064	94.800
3.00	2.875	0.958	4.011	98.811
3.25	3.125	0.172	0.720	99.531
3.50	3.375	0.071	0.297	99.828
3.75	3.625	0.031	0.130	99.958
4.00	3.875	0.010	0.042	100.000
5.00	4.500	0.000	0.000	100.000

Statistical Results			
Mean:	1.8992	phi	(0.2681 mm)
Standard Dev:	0.7774	phi-units	(0.5834 mm)
Skewness:	-1.1230	dimensionless	
Kurtosis:	3.9957	dimensionless	
5th Moment:	-9.2164	dimensionless	
6th Moment:	28.7225	dimensionless	
RARD *	0.4093	dimensionless	
Median	1.9598	phi	(0.2571 mm)

* RARD = reciprocal absolute relative dispersion (see below)

Statistical Explanation	
Calculations based on the Method of Moments	
Skewness: 3rd Stand. Moment; Exact Gaussian = 0.0	
Kurtosis: 4th Stand. Moment; Exact Gaussian = 3.0	
For Further Explanation, See Calculation Sheets	
Millimeter data calculated by $mm = 2^{(-phi)}$	

Reciprocal Absolute Relative Dispersion (RARD) Scale	
< 0.5	Excellent homogeneity (e.g., beaches)
0.5 to 1.0	Good homogeneity
1.0 to 1.33	Fair homogeneity
> 1.33	Poor homogeneity (e.g., glacial)

