

Onshore Grab Sample

Sample: SJ-13-BB
Sample Taken By: J. Ladner
Sample Collected On: 12/2/03
Splits? N/A

County: St. Johns
Latitude: 30° 05' 17.5"
Longitude: 81° 20' 16.2"
Datum: WGS 84
Surf. Elev: N/A
Datum: N/A

Fine Data Summary

Total Sample Weight 96.974 grams
Total Fines in Sample 0.138 grams
Total Percent Fines 0.14 %

Dry Sieving Summary

Total Sample Weight 96.891 grams
Total Digested Weight 45.690 grams
Total Carbonate Weight 51.201 grams
Total Silica % 47.16 %
Total Carbonate % 52.84 %
Carbonate/Silica Ratio 1.121

General Comments:

None

Description

Worked By: M. Lachance

Pre-Digestion Grain Size Distribution

Onshore Grab Sample

Sample: SJ-13-BB

Total Sample Mass: 96.891 grams

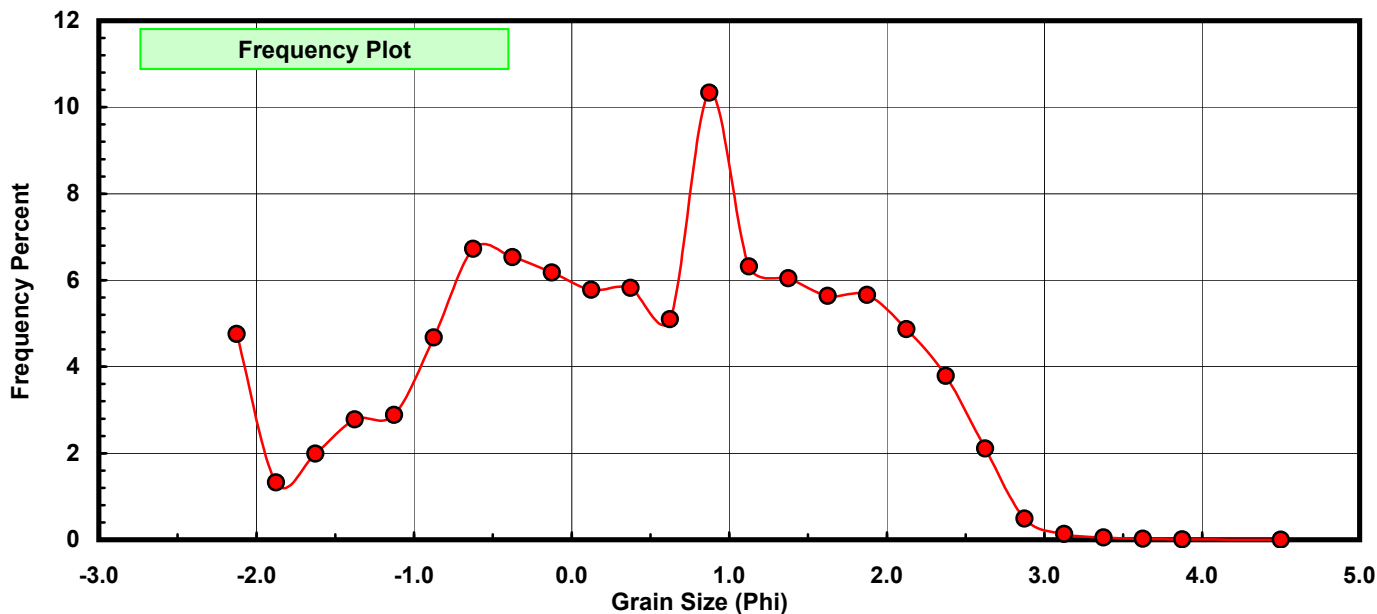
Sieve Size (phi)	Sieve Midpt (phi)	Weight (grams)	Freq Weight %	Cumulative Weight %
-2.00	-2.125	4.611	4.759	4.759
-1.75	-1.875	1.281	1.322	6.081
-1.50	-1.625	1.929	1.991	8.072
-1.25	-1.375	2.698	2.785	10.857
-1.00	-1.125	2.797	2.887	13.743
-0.75	-0.875	4.532	4.677	18.421
-0.50	-0.625	6.515	6.724	25.145
-0.25	-0.375	6.327	6.530	31.675
0.00	-0.125	5.983	6.175	37.850
0.25	0.125	5.599	5.779	43.628
0.50	0.375	5.639	5.820	49.448
0.75	0.625	4.940	5.099	54.547
1.00	0.875	10.011	10.332	64.879
1.25	1.125	6.119	6.315	71.194
1.50	1.375	5.855	6.043	77.237
1.75	1.625	5.460	5.635	82.873
2.00	1.875	5.484	5.660	88.532
2.25	2.125	4.720	4.871	93.404
2.50	2.375	3.667	3.785	97.189
2.75	2.625	2.042	2.108	99.296
3.00	2.875	0.470	0.485	99.781
3.25	3.125	0.131	0.135	99.916
3.50	3.375	0.050	0.052	99.968
3.75	3.625	0.023	0.024	99.992
4.00	3.875	0.007	0.007	99.999
5.00	4.500	0.001	0.001	100.000

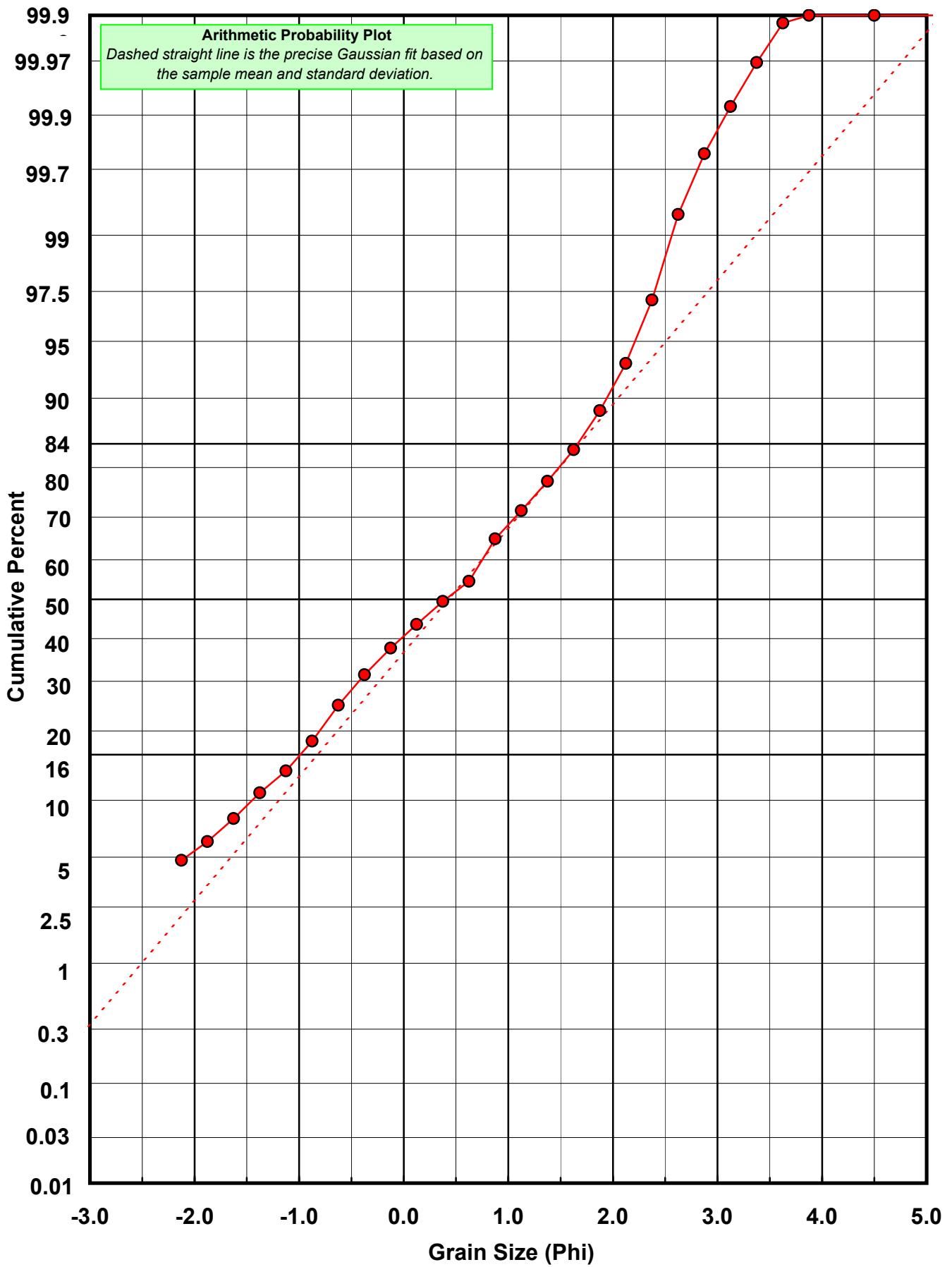
Statistical Results			
Mean:	0.4288	phi	(0.7429 mm)
Standard Dev:	1.2651	phi-units	(0.4161 mm)
Skewness:	-0.2071	dimensionless	
Kurtosis:	2.2308	dimensionless	
5th Moment:	-1.1250	dimensionless	
6th Moment:	6.6592	dimensionless	
RARD *	2.9503	dimensionless	
Median	0.4020	phi	(0.7568 mm)

* RARD = reciprocal absolute relative dispersion (see below)

Statistical Explanation
Calculations based on the Method of Moments
Skewness: 3rd Stand. Moment; Exact Gaussian = 0.0
Kurtosis: 4th Stand. Moment; Exact Gaussian = 3.0
For Further Explanation, See Calculation Sheets
Millimeter data calculated by $mm = 2^{(-phi)}$

Reciprocal Absolute Relative Dispersion (RARD) Scale	
< 0.5	Excellent homogeneity (e.g., beaches)
0.5 to 1.0	Good homogeneity
1.0 to 1.33	Fair homogeneity
> 1.33	Poor homogeneity (e.g., glacial)





Carbonate Grain Size Distribution

Onshore Grab Sample

Sample: SJ-13-BB

Total Carbonate Mass: 51.348 grams

% Carbonate: 52.8 %

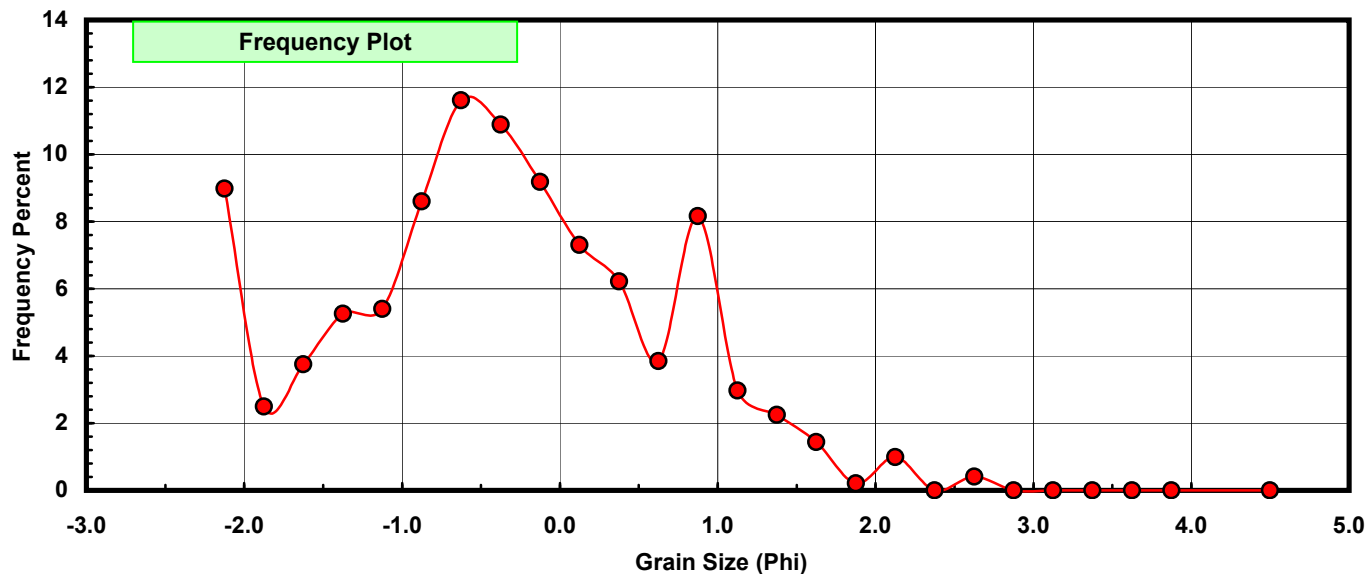
Sieve Size (phi)	Sieve Midpt (phi)	Weight (grams)	Freq Weight %	Cumulative Weight %
-2.00	-2.125	4.611	8.980	8.980
-1.75	-1.875	1.281	2.495	11.475
-1.50	-1.625	1.929	3.757	15.231
-1.25	-1.375	2.698	5.254	20.486
-1.00	-1.125	2.774	5.402	25.888
-0.75	-0.875	4.415	8.598	34.486
-0.50	-0.625	5.963	11.613	46.099
-0.25	-0.375	5.592	10.890	56.990
0.00	-0.125	4.714	9.180	66.170
0.25	0.125	3.751	7.305	73.475
0.50	0.375	3.195	6.222	79.697
0.75	0.625	1.976	3.848	83.546
1.00	0.875	4.193	8.166	91.711
1.25	1.125	1.528	2.976	94.687
1.50	1.375	1.155	2.249	96.937
1.75	1.625	0.740	1.441	98.378
2.00	1.875	0.107	0.208	98.586
2.25	2.125	0.510	0.993	99.579
2.50	2.375	0.000	0.000	99.579
2.75	2.625	0.212	0.413	99.992
3.00	2.875	0.000	0.000	99.992
3.25	3.125	0.002	0.004	99.996
3.50	3.375	0.000	0.000	99.996
3.75	3.625	0.002	0.004	100.000
4.00	3.875	0.000	0.000	100.000
5.00	4.500	0.000	0.000	100.000

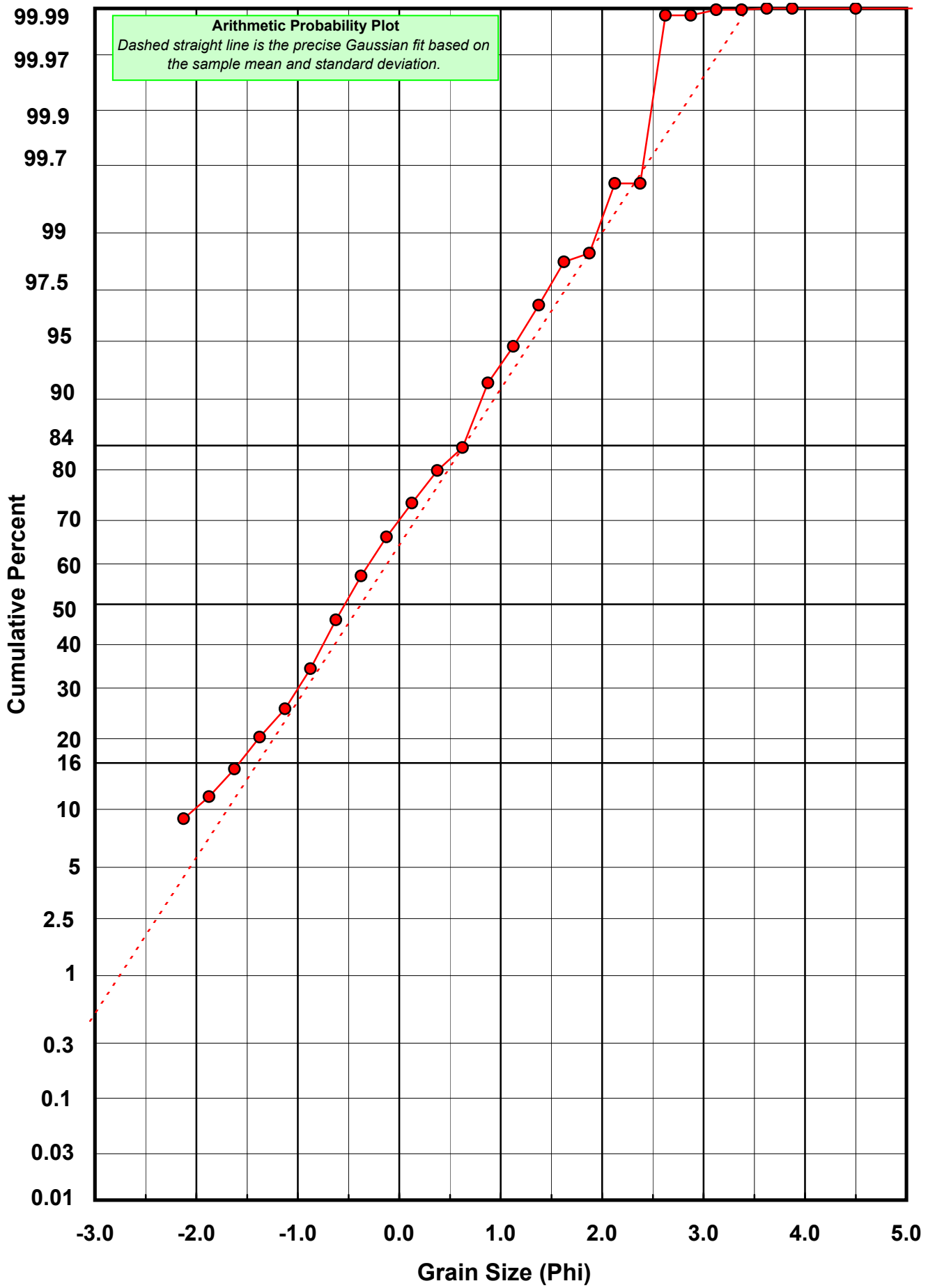
Statistical Results			
Mean:	-0.3799	phi	(1.3012 mm)
Standard Dev:	1.0254	phi-units	(0.4913 mm)
Skewness:	0.1457	dimensionless	
Kurtosis:	2.5691	dimensionless	
5th Moment:	1.5626	dimensionless	
6th Moment:	9.9377	dimensionless	
RARD *	2.6992	dimensionless	
Median	-0.5355	phi	(1.4494 mm)

* RARD = reciprocal absolute relative dispersion (see below)

Statistical Explanation	
Calculations based on the Method of Moments	
Skewness: 3rd Stand. Moment; Exact Gaussian = 0.0	
Kurtosis: 4th Stand. Moment; Exact Gaussian = 3.0	
For Further Explanation, See Calculation Sheets	
Millimeter data calculated by $mm = 2^{(-phi)}$	

Reciprocal Absolute Relative Dispersion (RARD) Scale	
< 0.5	Excellent homogeneity (e.g., beaches)
0.5 to 1.0	Good homogeneity
1.0 to 1.33	Fair homogeneity
> 1.33	Poor homogeneity (e.g., glacial)





Post-Digestion Grain Size Distribution

Onshore Grab Sample

Sample: SJ-13-BB

Total Digested Mass: 45.689 grams

% Silica: 47.2 %

Sieve Size (phi)	Sieve Midpt (phi)	Weight (grams)	Freq Weight %	Cumulative Weight %
-2.00	-2.125	0.000	0.000	0.000
-1.75	-1.875	0.000	0.000	0.000
-1.50	-1.625	0.000	0.000	0.000
-1.25	-1.375	0.000	0.000	0.000
-1.00	-1.125	0.023	0.050	0.050
-0.75	-0.875	0.117	0.256	0.306
-0.50	-0.625	0.552	1.208	1.515
-0.25	-0.375	0.735	1.609	3.123
0.00	-0.125	1.269	2.777	5.901
0.25	0.125	1.848	4.045	9.946
0.50	0.375	2.444	5.349	15.295
0.75	0.625	2.964	6.487	21.782
1.00	0.875	5.818	12.734	34.516
1.25	1.125	4.591	10.048	44.564
1.50	1.375	4.700	10.287	54.851
1.75	1.625	4.720	10.331	65.182
2.00	1.875	5.377	11.769	76.951
2.25	2.125	4.210	9.214	86.165
2.50	2.375	3.785	8.284	94.449
2.75	2.625	1.830	4.005	98.455
3.00	2.875	0.493	1.079	99.534
3.25	3.125	0.129	0.282	99.816
3.50	3.375	0.055	0.120	99.937
3.75	3.625	0.021	0.046	99.982
4.00	3.875	0.008	0.018	100.000
5.00	4.500	0.000	0.000	100.000

Statistical Results			
Mean:	1.3442	phi	(0.3939 mm)
Standard Dev:	0.8094	phi-units	(0.5706 mm)
Skewness:	-0.2821	dimensionless	
Kurtosis:	2.5390	dimensionless	
5th Moment:	-1.9064	dimensionless	
6th Moment:	9.9258	dimensionless	
RARD *	0.6022	dimensionless	
Median	1.2571	phi	(0.4184 mm)

* RARD = reciprocal absolute relative dispersion (see below)

Statistical Explanation	
Calculations based on the Method of Moments	
Skewness: 3rd Stand. Moment; Exact Gaussian = 0.0	
Kurtosis: 4th Stand. Moment; Exact Gaussian = 3.0	
For Further Explanation, See Calculation Sheets	
Millimeter data calculated by $mm = 2^{(-phi)}$	

Reciprocal Absolute Relative Dispersion (RARD) Scale	
< 0.5	Excellent homogeneity (e.g., beaches)
0.5 to 1.0	Good homogeneity
1.0 to 1.33	Fair homogeneity
> 1.33	Poor homogeneity (e.g., glacial)

