

Onshore Grab Sample

Sample: SJ-12-BB
Sample Taken By: J. Ladner
Sample Collected On: 12/2/03
Splits? N/A

County: St. Johns
Latitude: 30° 06' 9.6"
Longitude: 81° 20' 25.7"
Datum: WGS 84
Surf. Elev: N/A
Datum: N/A

Fine Data Summary

Total Sample Weight 64.904 grams
Total Fines in Sample 0.673 grams
Total Percent Fines 1.03 %

Dry Sieving Summary

Total Sample Weight 64.104 grams
Total Digested Weight 34.552 grams
Total Carbonate Weight 29.552 grams
Total Silica % 53.90 %
Total Carbonate % 46.10 %
Carbonate/Silica Ratio 0.855

General Comments:

None

Description

Worked By: M. Lachance

Pre-Digestion Grain Size Distribution

Onshore Grab Sample

Sample: SJ-12-BB

Total Sample Mass: 64.104 grams

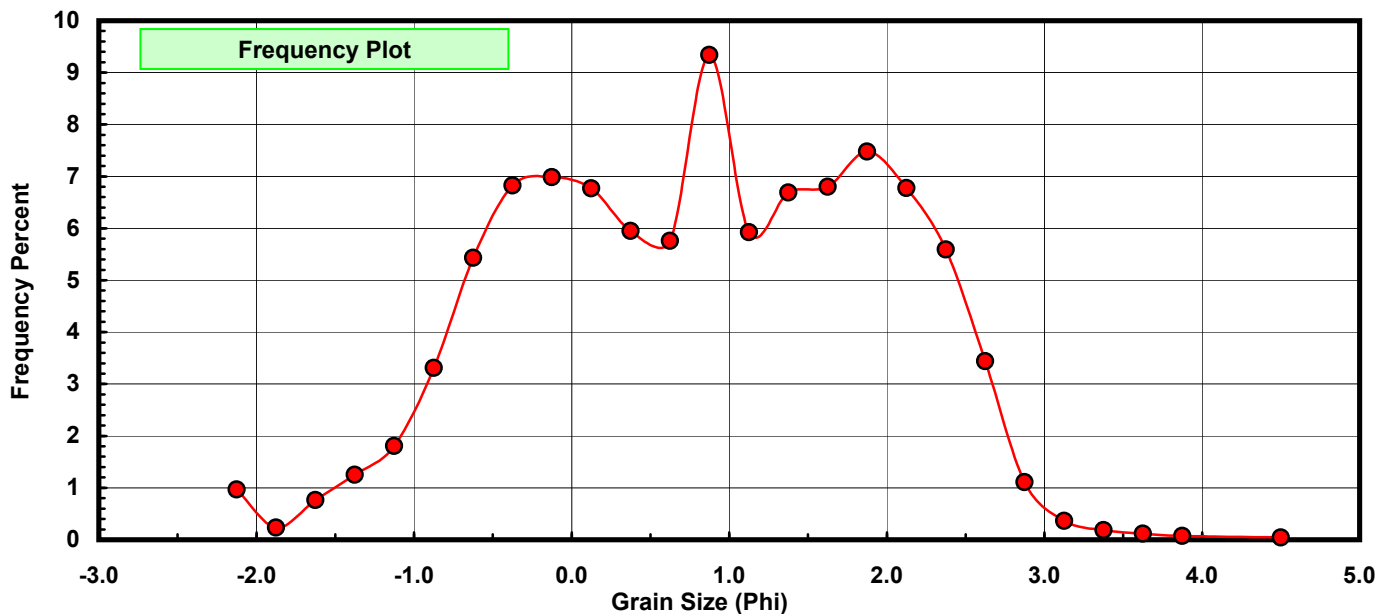
Sieve Size (phi)	Sieve Midpt (phi)	Weight (grams)	Freq Weight %	Cumulative Weight %
-2.00	-2.125	0.622	0.970	0.970
-1.75	-1.875	0.150	0.234	1.204
-1.50	-1.625	0.490	0.764	1.969
-1.25	-1.375	0.804	1.254	3.223
-1.00	-1.125	1.157	1.805	5.028
-0.75	-0.875	2.122	3.310	8.338
-0.50	-0.625	3.482	5.432	13.770
-0.25	-0.375	4.374	6.823	20.593
0.00	-0.125	4.477	6.984	27.577
0.25	0.125	4.339	6.769	34.346
0.50	0.375	3.815	5.951	40.297
0.75	0.625	3.692	5.759	46.056
1.00	0.875	5.989	9.343	55.399
1.25	1.125	3.799	5.926	61.325
1.50	1.375	4.290	6.692	68.018
1.75	1.625	4.361	6.803	74.821
2.00	1.875	4.793	7.477	82.298
2.25	2.125	4.345	6.778	89.076
2.50	2.375	3.583	5.589	94.665
2.75	2.625	2.206	3.441	98.106
3.00	2.875	0.711	1.109	99.215
3.25	3.125	0.233	0.363	99.579
3.50	3.375	0.117	0.183	99.761
3.75	3.625	0.077	0.120	99.881
4.00	3.875	0.047	0.073	99.955
5.00	4.500	0.029	0.045	100.000

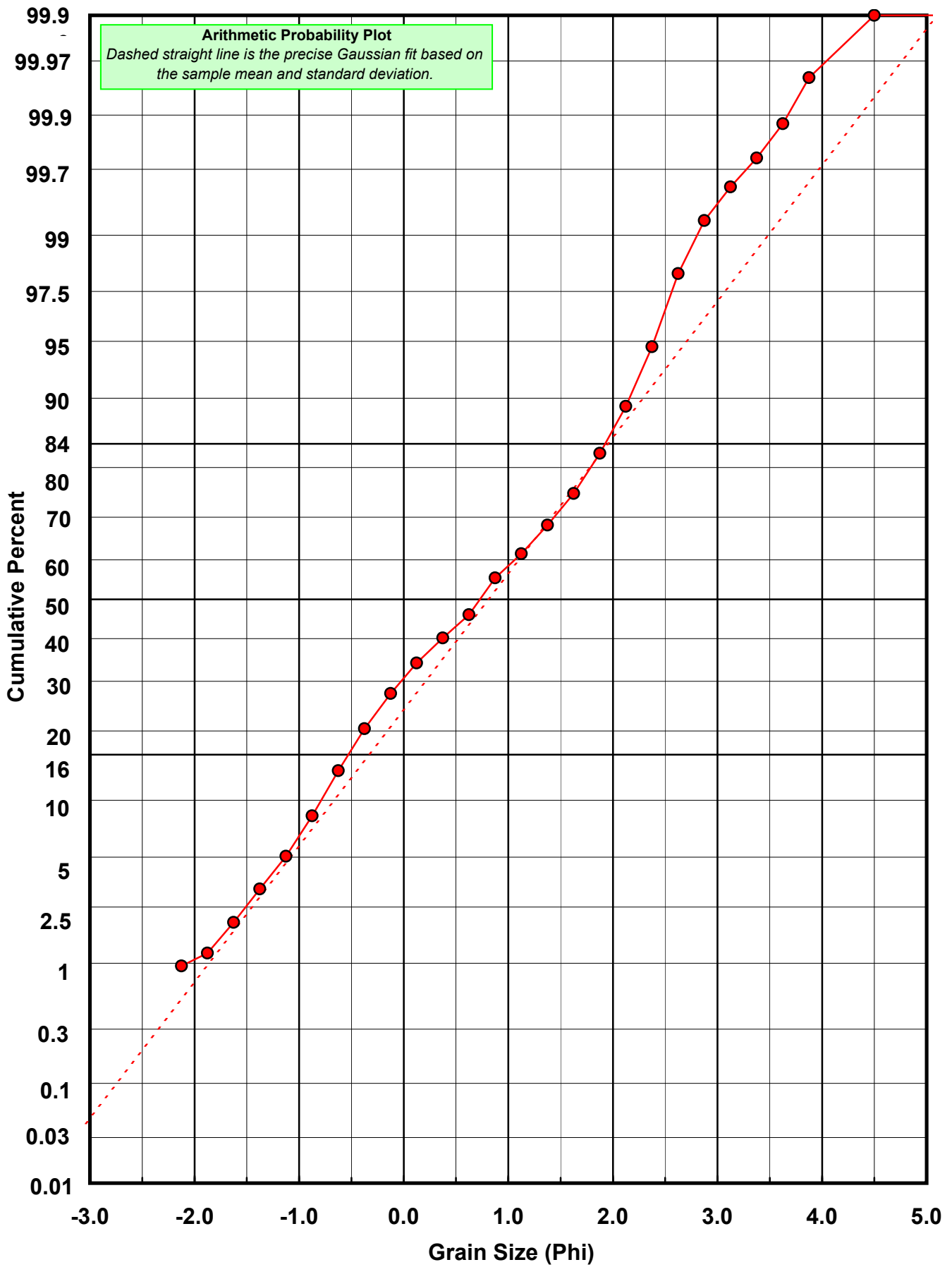
Statistical Results			
Mean:	0.8115	phi	(0.5698 mm)
Standard Dev:	1.1524	phi-units	(0.4499 mm)
Skewness:	-0.1497	dimensionless	
Kurtosis:	2.3077	dimensionless	
5th Moment:	-1.0285	dimensionless	
6th Moment:	8.3685	dimensionless	
RARD *	1.4201	dimensionless	
Median	0.7305	phi	(0.6027 mm)

* RARD = reciprocal absolute relative dispersion (see below)

Statistical Explanation
Calculations based on the Method of Moments
Skewness: 3rd Stand. Moment; Exact Gaussian = 0.0
Kurtosis: 4th Stand. Moment; Exact Gaussian = 3.0
For Further Explanation, See Calculation Sheets
Millimeter data calculated by $mm = 2^{(-\phi)}$

Reciprocal Absolute Relative Dispersion (RARD) Scale	
< 0.5	Excellent homogeneity (e.g., beaches)
0.5 to 1.0	Good homogeneity
1.0 to 1.33	Fair homogeneity
> 1.33	Poor homogeneity (e.g., glacial)





Carbonate Grain Size Distribution

Onshore Grab Sample

Sample: SJ-12-BB

Total Carbonate Mass: 29.565 grams

% Carbonate: 46.1 %

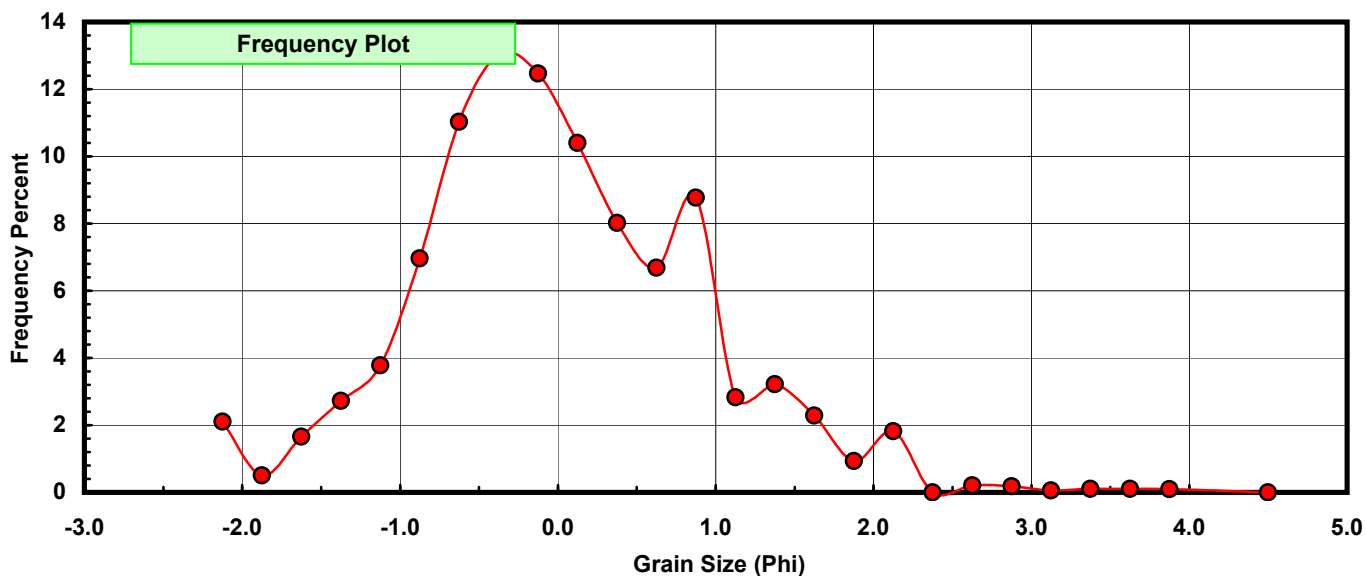
Sieve Size (phi)	Sieve Midpt (phi)	Weight (grams)	Freq Weight %	Cumulative Weight %
-2.00	-2.125	0.622	2.104	2.104
-1.75	-1.875	0.150	0.507	2.611
-1.50	-1.625	0.490	1.657	4.269
-1.25	-1.375	0.804	2.719	6.988
-1.00	-1.125	1.118	3.781	10.769
-0.75	-0.875	2.059	6.964	17.734
-0.50	-0.625	3.262	11.033	28.767
-0.25	-0.375	3.856	13.042	41.810
0.00	-0.125	3.686	12.467	54.277
0.25	0.125	3.075	10.401	64.678
0.50	0.375	2.371	8.020	72.697
0.75	0.625	1.978	6.690	79.388
1.00	0.875	2.594	8.774	88.162
1.25	1.125	0.836	2.828	90.989
1.50	1.375	0.953	3.223	94.213
1.75	1.625	0.676	2.286	96.499
2.00	1.875	0.275	0.930	97.429
2.25	2.125	0.537	1.816	99.246
2.50	2.375	0.000	0.000	99.246
2.75	2.625	0.062	0.210	99.455
3.00	2.875	0.054	0.183	99.638
3.25	3.125	0.016	0.054	99.692
3.50	3.375	0.030	0.101	99.794
3.75	3.625	0.032	0.108	99.902
4.00	3.875	0.029	0.098	100.000
5.00	4.500	0.000	0.000	100.000

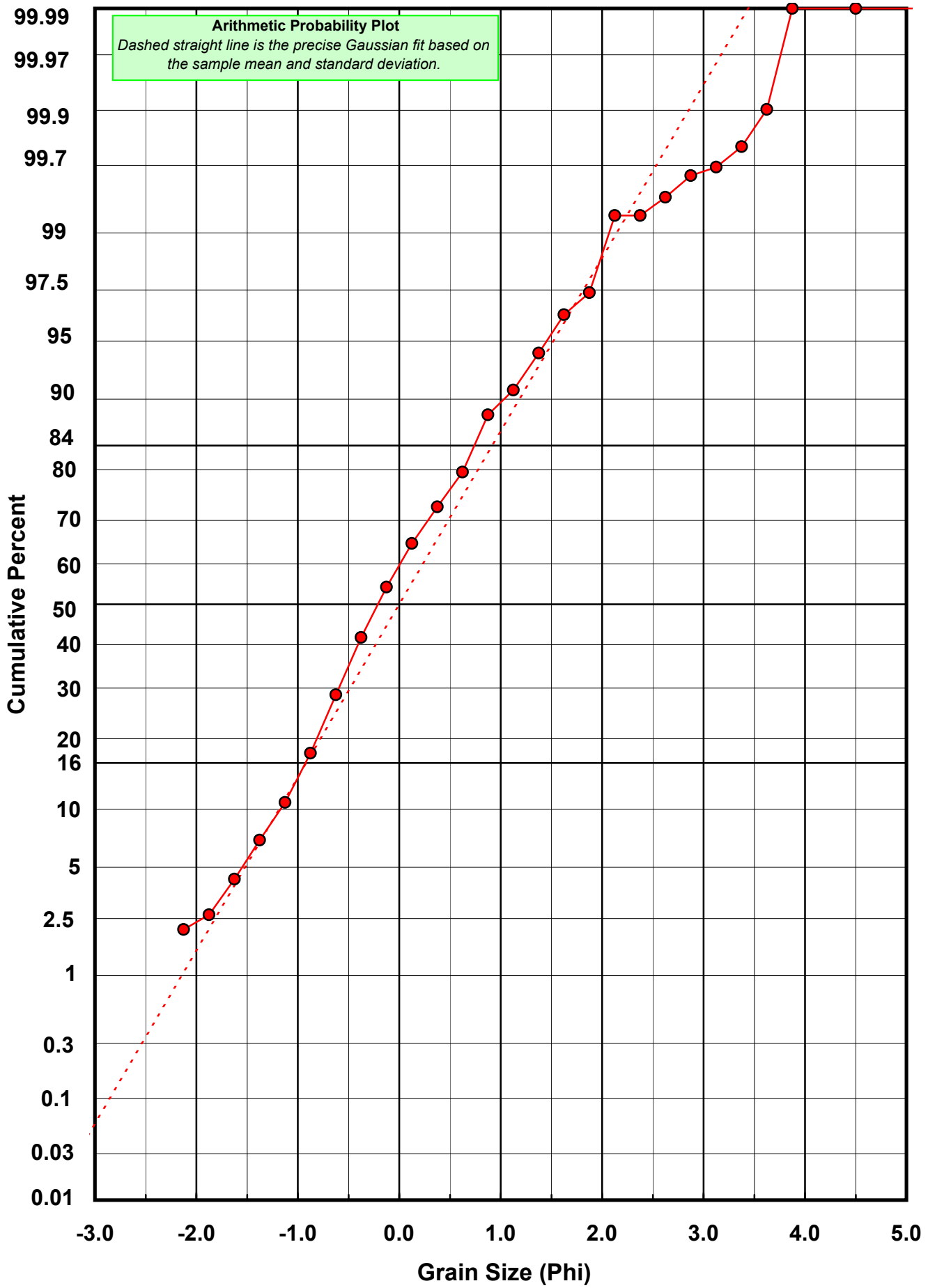
Statistical Results			
Mean:	-0.0009	phi	(1.0006 mm)
Standard Dev:	0.9246	phi-units	(0.5268 mm)
Skewness:	0.3579	dimensionless	
Kurtosis:	3.5554	dimensionless	
5th Moment:	4.3325	dimensionless	
6th Moment:	25.0001	dimensionless	
RARD *	1036.4260	dimensionless	
Median	-0.2108	phi	(1.1573 mm)

* RARD = reciprocal absolute relative dispersion (see below)

Statistical Explanation	
Calculations based on the Method of Moments	
Skewness: 3rd Stand. Moment; Exact Gaussian = 0.0	
Kurtosis: 4th Stand. Moment; Exact Gaussian = 3.0	
For Further Explanation, See Calculation Sheets	
Millimeter data calculated by $mm = 2^{(-phi)}$	

Reciprocal Absolute Relative Dispersion (RARD) Scale	
< 0.5	Excellent homogeneity (e.g., beaches)
0.5 to 1.0	Good homogeneity
1.0 to 1.33	Fair homogeneity
> 1.33	Poor homogeneity (e.g., glacial)





Post-Digestion Grain Size Distribution

Onshore Grab Sample

Sample: SJ-12-BB

Total Digested Mass: 34.546 grams

% Silica: 53.9 %

Sieve Size (phi)	Sieve Midpt (phi)	Weight (grams)	Freq Weight %	Cumulative Weight %
-2.00	-2.125	0.000	0.000	0.000
-1.75	-1.875	0.000	0.000	0.000
-1.50	-1.625	0.000	0.000	0.000
-1.25	-1.375	0.000	0.000	0.000
-1.00	-1.125	0.039	0.113	0.113
-0.75	-0.875	0.063	0.182	0.295
-0.50	-0.625	0.220	0.637	0.932
-0.25	-0.375	0.518	1.499	2.432
0.00	-0.125	0.791	2.290	4.721
0.25	0.125	1.264	3.659	8.380
0.50	0.375	1.444	4.180	12.560
0.75	0.625	1.714	4.962	17.522
1.00	0.875	3.395	9.827	27.349
1.25	1.125	2.963	8.577	35.926
1.50	1.375	3.337	9.660	45.586
1.75	1.625	3.685	10.667	56.253
2.00	1.875	4.518	13.078	69.331
2.25	2.125	3.808	11.023	80.354
2.50	2.375	3.619	10.476	90.830
2.75	2.625	2.144	6.206	97.036
3.00	2.875	0.657	1.902	98.938
3.25	3.125	0.217	0.628	99.566
3.50	3.375	0.087	0.252	99.818
3.75	3.625	0.045	0.130	99.948
4.00	3.875	0.018	0.052	100.000
5.00	4.500	0.000	0.000	100.000

Statistical Results			
Mean:	1.5053	phi	(0.3523 mm)
Standard Dev:	0.8270	phi-units	(0.5637 mm)
Skewness:	-0.4099	dimensionless	
Kurtosis:	2.6444	dimensionless	
5th Moment:	-2.6301	dimensionless	
6th Moment:	11.2502	dimensionless	
RARD *	0.5494	dimensionless	
Median	1.4785	phi	(0.3589 mm)

* RARD = reciprocal absolute relative dispersion (see below)

Statistical Explanation	
Calculations based on the Method of Moments	
Skewness: 3rd Stand. Moment; Exact Gaussian = 0.0	
Kurtosis: 4th Stand. Moment; Exact Gaussian = 3.0	
For Further Explanation, See Calculation Sheets	
Millimeter data calculated by $mm = 2^{(-phi)}$	

Reciprocal Absolute Relative Dispersion (RARD) Scale	
< 0.5	Excellent homogeneity (e.g., beaches)
0.5 to 1.0	Good homogeneity
1.0 to 1.33	Fair homogeneity
> 1.33	Poor homogeneity (e.g., glacial)

