

**Onshore Grab Sample**

**Sample:** SJ-11-SS  
**Sample Taken By:** J. Ladner  
**Sample Collected On:** 12/2/03  
**Splits?** N/A

**County:** St. Johns  
**Latitude:** 30° 07' 0.66"  
**Longitude:** 81° 20' 40.4"  
**Datum:** WGS 84  
**Surf. Elev:** N/A  
**Datum:** N/A

**Fine Data Summary**

Total Sample Weight 88.781 grams  
Total Fines in Sample 0.830 grams  
Total Percent Fines 0.93 %

**Dry Sieving Summary**

Total Sample Weight 87.224 grams  
Total Digested Weight 58.879 grams  
Total Carbonate Weight 28.345 grams  
Total Silica % 67.50 %  
Total Carbonate % 32.50 %  
Carbonate/Silica Ratio 0.481

**General Comments:**

None

**Description**

Worked By: M. Lachance

# Pre-Digestion Grain Size Distribution

Onshore Grab Sample

Sample: SJ-11-SS

Total Sample Mass: 87.224 grams

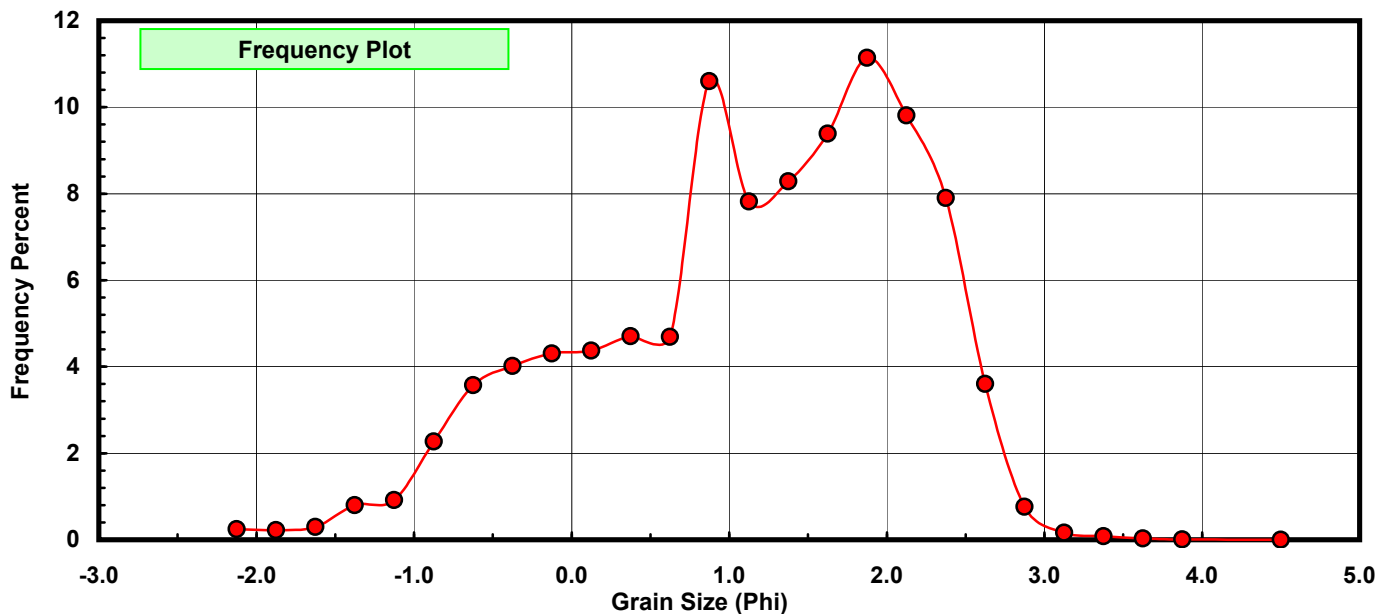
Sieve Size (phi)	Sieve Midpt (phi)	Weight (grams)	Freq Weight %	Cumulative Weight %
-2.00	-2.125	0.210	0.241	0.241
-1.75	-1.875	0.194	0.222	0.463
-1.50	-1.625	0.256	0.293	0.757
-1.25	-1.375	0.697	0.799	1.556
-1.00	-1.125	0.800	0.917	2.473
-0.75	-0.875	1.979	2.269	4.742
-0.50	-0.625	3.116	3.572	8.314
-0.25	-0.375	3.505	4.018	12.333
0.00	-0.125	3.753	4.303	16.635
0.25	0.125	3.814	4.373	21.008
0.50	0.375	4.107	4.709	25.717
0.75	0.625	4.092	4.691	30.408
1.00	0.875	9.245	10.599	41.007
1.25	1.125	6.821	7.820	48.827
1.50	1.375	7.227	8.286	57.113
1.75	1.625	8.192	9.392	66.505
2.00	1.875	9.719	11.143	77.647
2.25	2.125	8.556	9.809	87.456
2.50	2.375	6.894	7.904	95.360
2.75	2.625	3.140	3.600	98.960
3.00	2.875	0.664	0.761	99.721
3.25	3.125	0.143	0.164	99.885
3.50	3.375	0.069	0.079	99.964
3.75	3.625	0.024	0.028	99.992
4.00	3.875	0.006	0.007	99.999
5.00	4.500	0.001	0.001	100.000

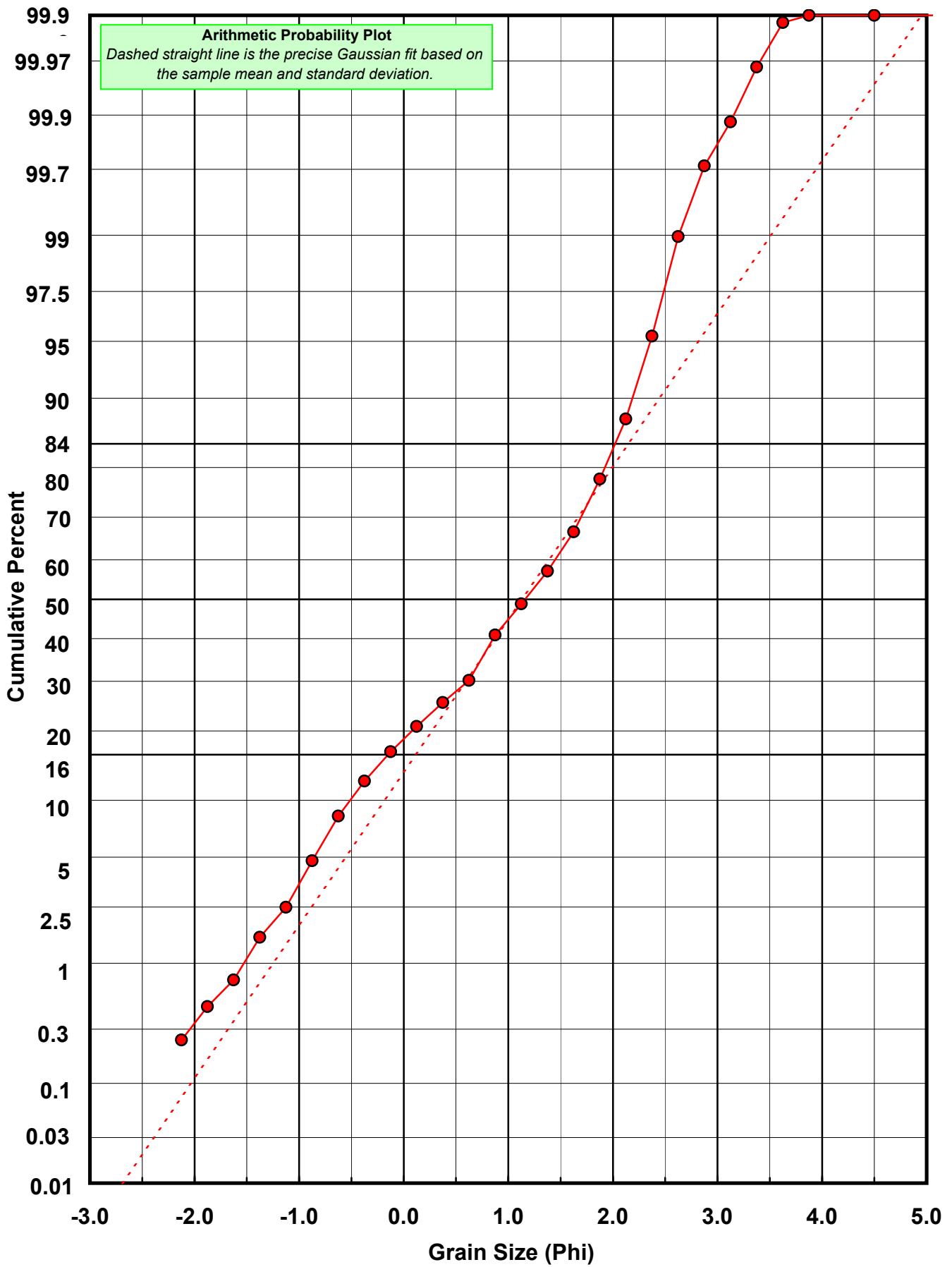
Statistical Results			
Mean:	1.1323	phi	(0.4562 mm)
Standard Dev:	1.0259	phi-units	(0.4911 mm)
Skewness:	-0.5775	dimensionless	
Kurtosis:	2.6468	dimensionless	
5th Moment:	-3.7265	dimensionless	
6th Moment:	11.7749	dimensionless	
RARD *	0.9061	dimensionless	
Median	1.1604	phi	(0.4474 mm)

\* RARD = reciprocal absolute relative dispersion (see below)

Statistical Explanation
Calculations based on the Method of Moments
Skewness: 3rd Stand. Moment; Exact Gaussian = 0.0
Kurtosis: 4th Stand. Moment; Exact Gaussian = 3.0
For Further Explanation, See Calculation Sheets
Millimeter data calculated by $mm = 2^{(-\phi)}$

Reciprocal Absolute Relative Dispersion (RARD) Scale	
< 0.5	Excellent homogeneity (e.g., beaches)
0.5 to 1.0	Good homogeneity
1.0 to 1.33	Fair homogeneity
> 1.33	Poor homogeneity (e.g., glacial)





# Carbonate Grain Size Distribution

Onshore Grab Sample

Sample: SJ-11-SS

Total Carbonate Mass: 28.822 grams

% Carbonate: 32.5 %

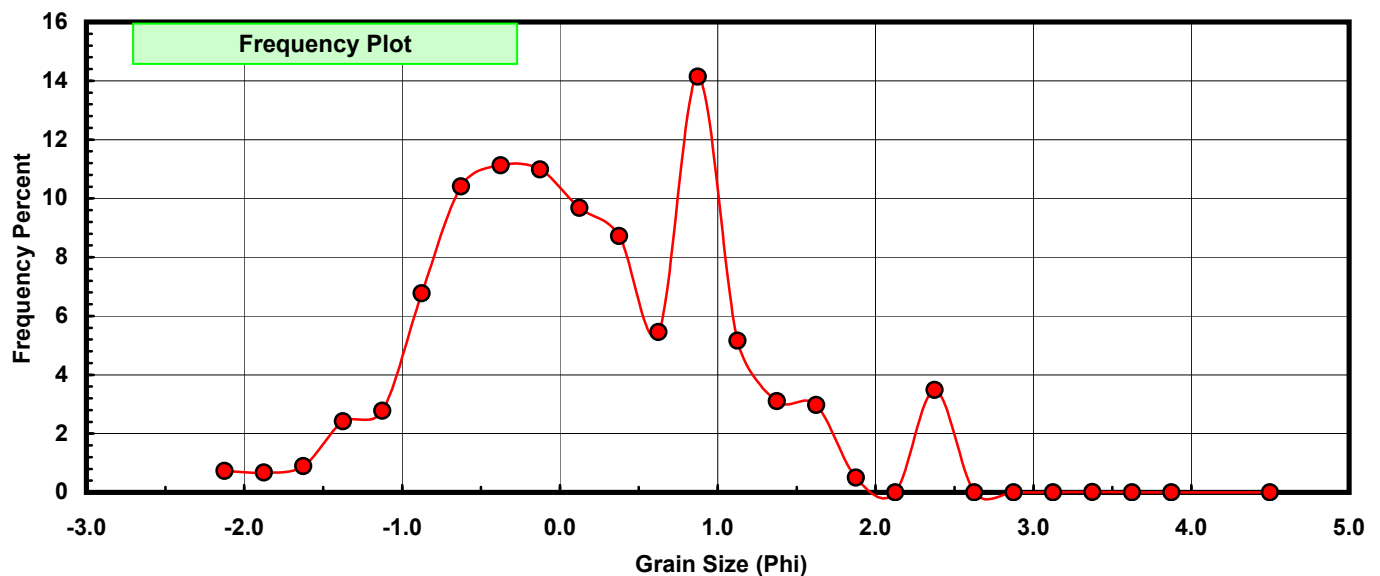
Sieve Size (phi)	Sieve Midpt (phi)	Weight (grams)	Freq Weight %	Cumulative Weight %
-2.00	-2.125	0.210	0.729	0.729
-1.75	-1.875	0.194	0.673	1.402
-1.50	-1.625	0.256	0.888	2.290
-1.25	-1.375	0.697	2.418	4.708
-1.00	-1.125	0.800	2.776	7.484
-0.75	-0.875	1.952	6.773	14.256
-0.50	-0.625	3.000	10.409	24.665
-0.25	-0.375	3.207	11.127	35.792
0.00	-0.125	3.165	10.981	46.773
0.25	0.125	2.790	9.680	56.453
0.50	0.375	2.514	8.723	65.176
0.75	0.625	1.572	5.454	70.630
1.00	0.875	4.075	14.139	84.769
1.25	1.125	1.487	5.159	89.928
1.50	1.375	0.893	3.098	93.026
1.75	1.625	0.857	2.973	96.000
2.00	1.875	0.145	0.503	96.503
2.25	2.125	0.000	0.000	96.503
2.50	2.375	1.005	3.487	99.990
2.75	2.625	0.000	0.000	99.990
3.00	2.875	0.000	0.000	99.990
3.25	3.125	0.000	0.000	99.990
3.50	3.375	0.003	0.010	100.000
3.75	3.625	0.000	0.000	100.000
4.00	3.875	0.000	0.000	100.000
5.00	4.500	0.000	0.000	100.000

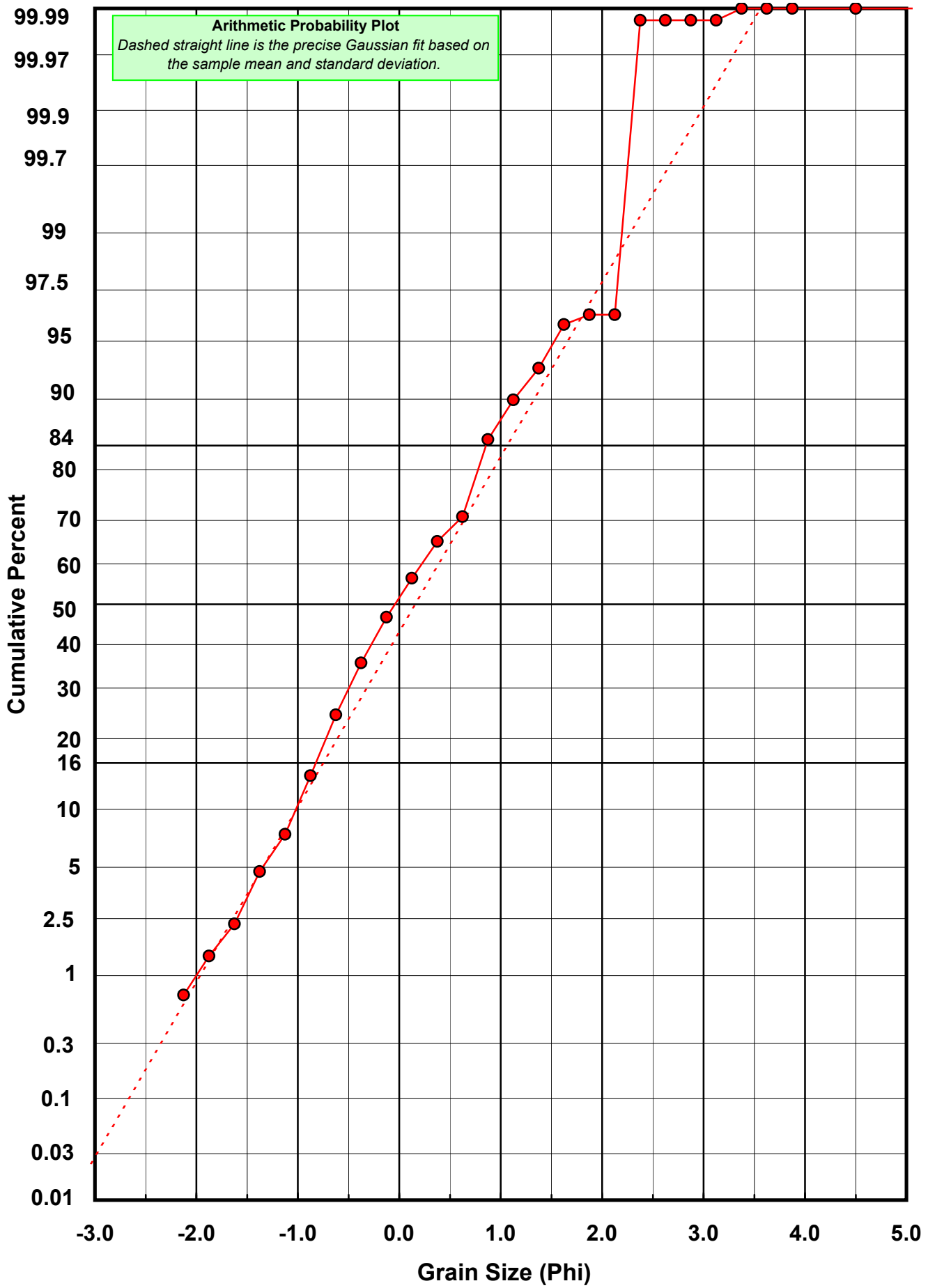
Statistical Results			
Mean:	0.1574	phi	(0.8966 mm)
Standard Dev:	0.9145	phi-units	(0.5305 mm)
Skewness:	0.2465	dimensionless	
Kurtosis:	2.8530	dimensionless	
5th Moment:	1.7471	dimensionless	
6th Moment:	12.7295	dimensionless	
RARD *	5.8103	dimensionless	
Median	-0.0417	phi	(1.0293 mm)

\* RARD = reciprocal absolute relative dispersion (see below)

Statistical Explanation	
Calculations based on the Method of Moments	
Skewness: 3rd Stand. Moment; Exact Gaussian = 0.0	
Kurtosis: 4th Stand. Moment; Exact Gaussian = 3.0	
For Further Explanation, See Calculation Sheets	
Millimeter data calculated by $mm = 2^{(-phi)}$	

Reciprocal Absolute Relative Dispersion (RARD) Scale	
< 0.5	Excellent homogeneity (e.g., beaches)
0.5 to 1.0	Good homogeneity
1.0 to 1.33	Fair homogeneity
> 1.33	Poor homogeneity (e.g., glacial)





# Post-Digestion Grain Size Distribution

Onshore Grab Sample

Sample: SJ-11-SS

Total Digested Mass: 58.876 grams

% Silica: 67.5 %

Sieve Size (phi)	Sieve Midpt (phi)	Weight (grams)	Freq Weight %	Cumulative Weight %
-2.00	-2.125	0.000	0.000	0.000
-1.75	-1.875	0.000	0.000	0.000
-1.50	-1.625	0.000	0.000	0.000
-1.25	-1.375	0.000	0.000	0.000
-1.00	-1.125	0.000	0.000	0.000
-0.75	-0.875	0.027	0.046	0.046
-0.50	-0.625	0.116	0.197	0.243
-0.25	-0.375	0.298	0.506	0.749
0.00	-0.125	0.588	0.999	1.748
0.25	0.125	1.024	1.739	3.487
0.50	0.375	1.593	2.706	6.193
0.75	0.625	2.520	4.280	10.473
1.00	0.875	5.170	8.781	19.254
1.25	1.125	5.334	9.060	28.314
1.50	1.375	6.334	10.758	39.072
1.75	1.625	7.335	12.458	51.530
2.00	1.875	9.574	16.261	67.792
2.25	2.125	8.796	14.940	82.732
2.50	2.375	5.889	10.002	92.734
2.75	2.625	3.364	5.714	98.448
3.00	2.875	0.667	1.133	99.580
3.25	3.125	0.144	0.245	99.825
3.50	3.375	0.066	0.112	99.937
3.75	3.625	0.028	0.048	99.985
4.00	3.875	0.009	0.015	100.000
5.00	4.500	0.000	0.000	100.000

Statistical Results			
Mean:	1.6196	phi	(0.3254 mm)
Standard Dev:	0.6817	phi-units	(0.6234 mm)
Skewness:	-0.5080	dimensionless	
Kurtosis:	2.9730	dimensionless	
5th Moment:	-3.9194	dimensionless	
6th Moment:	15.7283	dimensionless	
RARD *	0.4209	dimensionless	
Median	1.5943	phi	(0.3312 mm)

\* RARD = reciprocal absolute relative dispersion (see below)

Statistical Explanation	
Calculations based on the Method of Moments	
Skewness: 3rd Stand. Moment; Exact Gaussian = 0.0	
Kurtosis: 4th Stand. Moment; Exact Gaussian = 3.0	
For Further Explanation, See Calculation Sheets	
Millimeter data calculated by $mm = 2^{(-phi)}$	

Reciprocal Absolute Relative Dispersion (RARD) Scale	
< 0.5	Excellent homogeneity (e.g., beaches)
0.5 to 1.0	Good homogeneity
1.0 to 1.33	Fair homogeneity
> 1.33	Poor homogeneity (e.g., glacial)

