

Onshore Grab Sample

Sample: SJ-10-SS
Sample Taken By: J. Ladner
Sample Collected On: 12/2/03
Splits? N/A

County: St. Johns
Latitude: 30° 07' 50.4"
Longitude: 81° 20' 52.8"
Datum: WGS 84
Surf. Elev: N/A
Datum: N/A

Fine Data Summary

Total Sample Weight 63.016 grams
Total Fines in Sample 0.448 grams
Total Percent Fines 0.71 %

Dry Sieving Summary

Total Sample Weight 62.465 grams
Total Digested Weight 41.466 grams
Total Carbonate Weight 20.999 grams
Total Silica % 66.38 %
Total Carbonate % 33.62 %
Carbonate/Silica Ratio 0.506

General Comments:

None

Description

Worked By: M. Lachance

Pre-Digestion Grain Size Distribution

Onshore Grab Sample

Sample: SJ-10-SS

Total Sample Mass: 62.465 grams

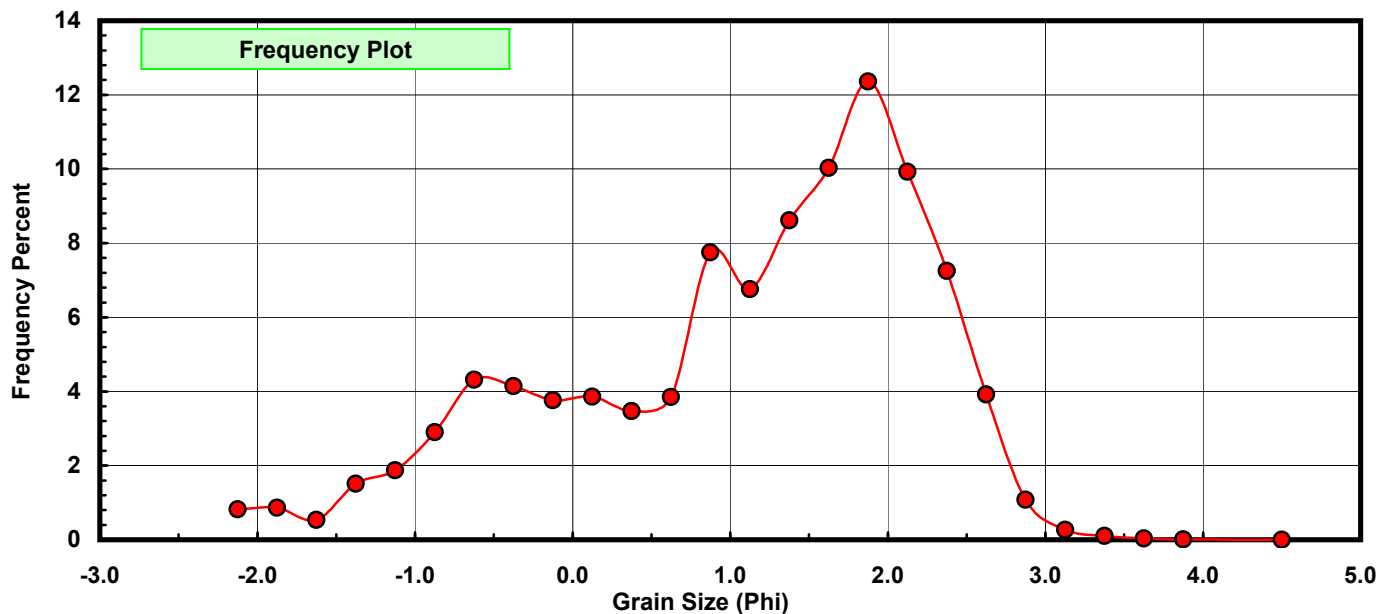
Sieve Size (phi)	Sieve Midpt (phi)	Weight (grams)	Freq Weight %	Cumulative Weight %
-2.00	-2.125	0.512	0.820	0.820
-1.75	-1.875	0.541	0.866	1.686
-1.50	-1.625	0.335	0.536	2.222
-1.25	-1.375	0.943	1.510	3.732
-1.00	-1.125	1.169	1.871	5.603
-0.75	-0.875	1.812	2.901	8.504
-0.50	-0.625	2.696	4.316	12.820
-0.25	-0.375	2.590	4.146	16.966
0.00	-0.125	2.349	3.761	20.727
0.25	0.125	2.409	3.857	24.583
0.50	0.375	2.167	3.469	28.053
0.75	0.625	2.407	3.853	31.906
1.00	0.875	4.840	7.748	39.654
1.25	1.125	4.222	6.759	46.413
1.50	1.375	5.379	8.611	55.024
1.75	1.625	6.264	10.028	65.052
2.00	1.875	7.720	12.359	77.411
2.25	2.125	6.202	9.929	87.340
2.50	2.375	4.528	7.249	94.589
2.75	2.625	2.446	3.916	98.505
3.00	2.875	0.672	1.076	99.581
3.25	3.125	0.165	0.264	99.845
3.50	3.375	0.067	0.107	99.952
3.75	3.625	0.023	0.037	99.989
4.00	3.875	0.006	0.010	99.998
5.00	4.500	0.001	0.002	100.000

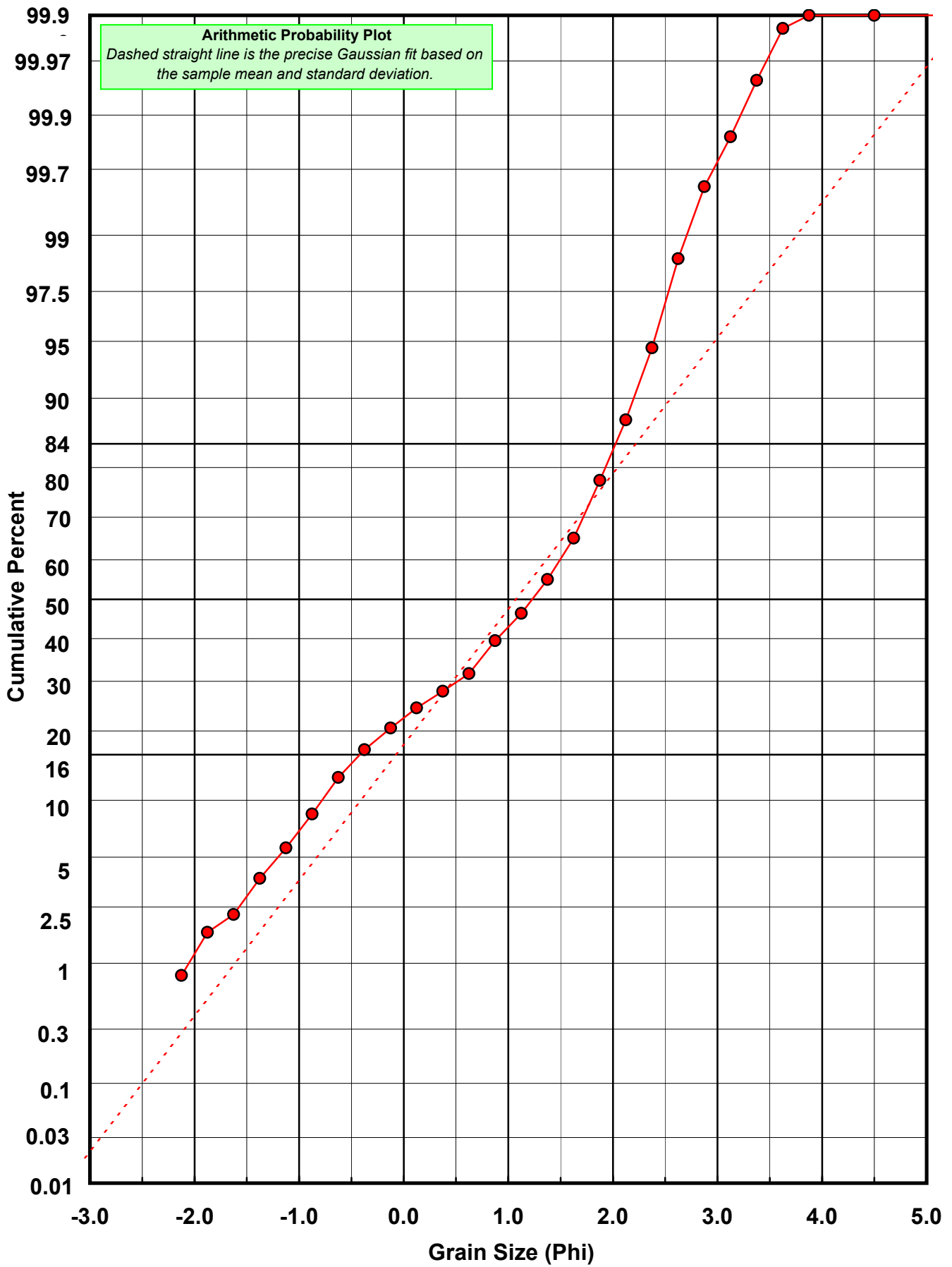
Statistical Results			
Mean:	1.0726	phi	(0.4755 mm)
Standard Dev:	1.1569	phi-units	(0.4485 mm)
Skewness:	-0.6997	dimensionless	
Kurtosis:	2.6563	dimensionless	
5th Moment:	-4.0687	dimensionless	
6th Moment:	11.4329	dimensionless	
RARD *	1.0786	dimensionless	
Median	1.2291	phi	(0.4266 mm)

* RARD = reciprocal absolute relative dispersion (see below)

Statistical Explanation
Calculations based on the Method of Moments
Skewness: 3rd Stand. Moment; Exact Gaussian = 0.0
Kurtosis: 4th Stand. Moment; Exact Gaussian = 3.0
For Further Explanation, See Calculation Sheets
Millimeter data calculated by $mm = 2^{(-\phi)}$

Reciprocal Absolute Relative Dispersion (RARD) Scale	
< 0.5	Excellent homogeneity (e.g., beaches)
0.5 to 1.0	Good homogeneity
1.0 to 1.33	Fair homogeneity
> 1.33	Poor homogeneity (e.g., glacial)





Carbonate Grain Size Distribution

Onshore Grab Sample

Sample: SJ-10-SS

Total Carbonate Mass: 21.091 grams

% Carbonate: 33.6 %

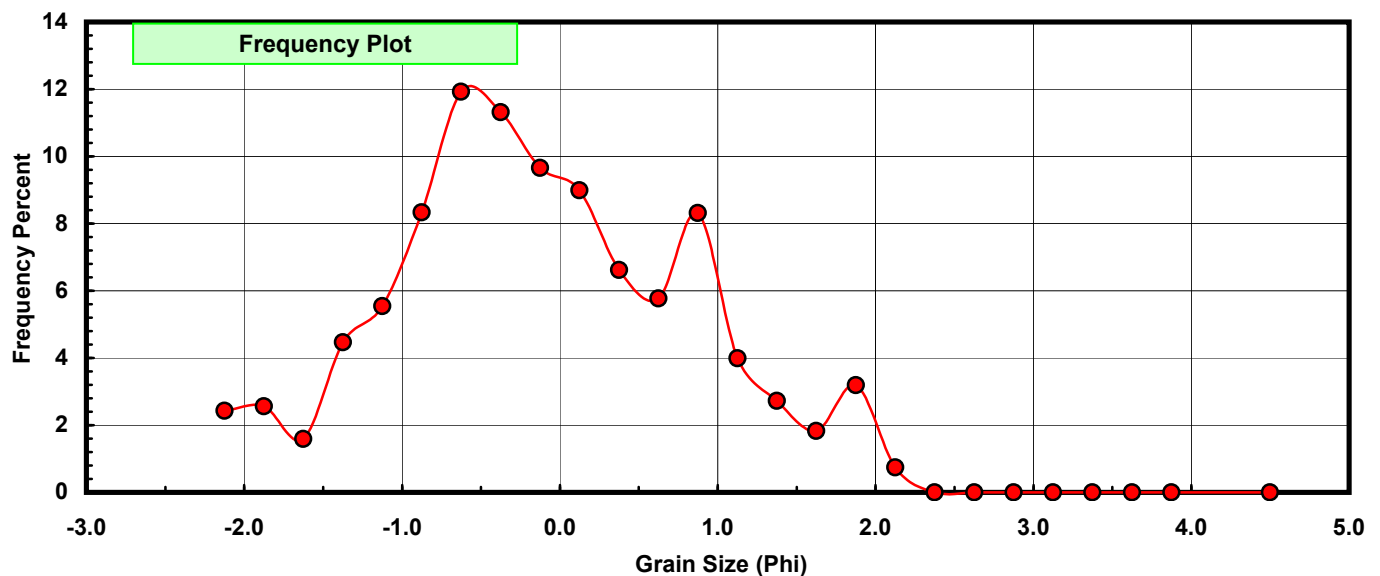
Sieve Size (phi)	Sieve Midpt (phi)	Weight (grams)	Freq Weight %	Cumulative Weight %
-2.00	-2.125	0.512	2.428	2.428
-1.75	-1.875	0.541	2.565	4.993
-1.50	-1.625	0.335	1.588	6.581
-1.25	-1.375	0.943	4.471	11.052
-1.00	-1.125	1.169	5.543	16.595
-0.75	-0.875	1.758	8.335	24.930
-0.50	-0.625	2.515	11.925	36.855
-0.25	-0.375	2.387	11.318	48.172
0.00	-0.125	2.037	9.658	57.830
0.25	0.125	1.897	8.994	66.825
0.50	0.375	1.396	6.619	73.444
0.75	0.625	1.217	5.770	79.214
1.00	0.875	1.754	8.316	87.530
1.25	1.125	0.841	3.987	91.518
1.50	1.375	0.574	2.722	94.239
1.75	1.625	0.386	1.830	96.069
2.00	1.875	0.672	3.186	99.256
2.25	2.125	0.156	0.740	99.995
2.50	2.375	0.000	0.000	99.995
2.75	2.625	0.000	0.000	99.995
3.00	2.875	0.000	0.000	99.995
3.25	3.125	0.000	0.000	99.995
3.50	3.375	0.000	0.000	99.995
3.75	3.625	0.001	0.005	100.000
4.00	3.875	0.000	0.000	100.000
5.00	4.500	0.000	0.000	100.000

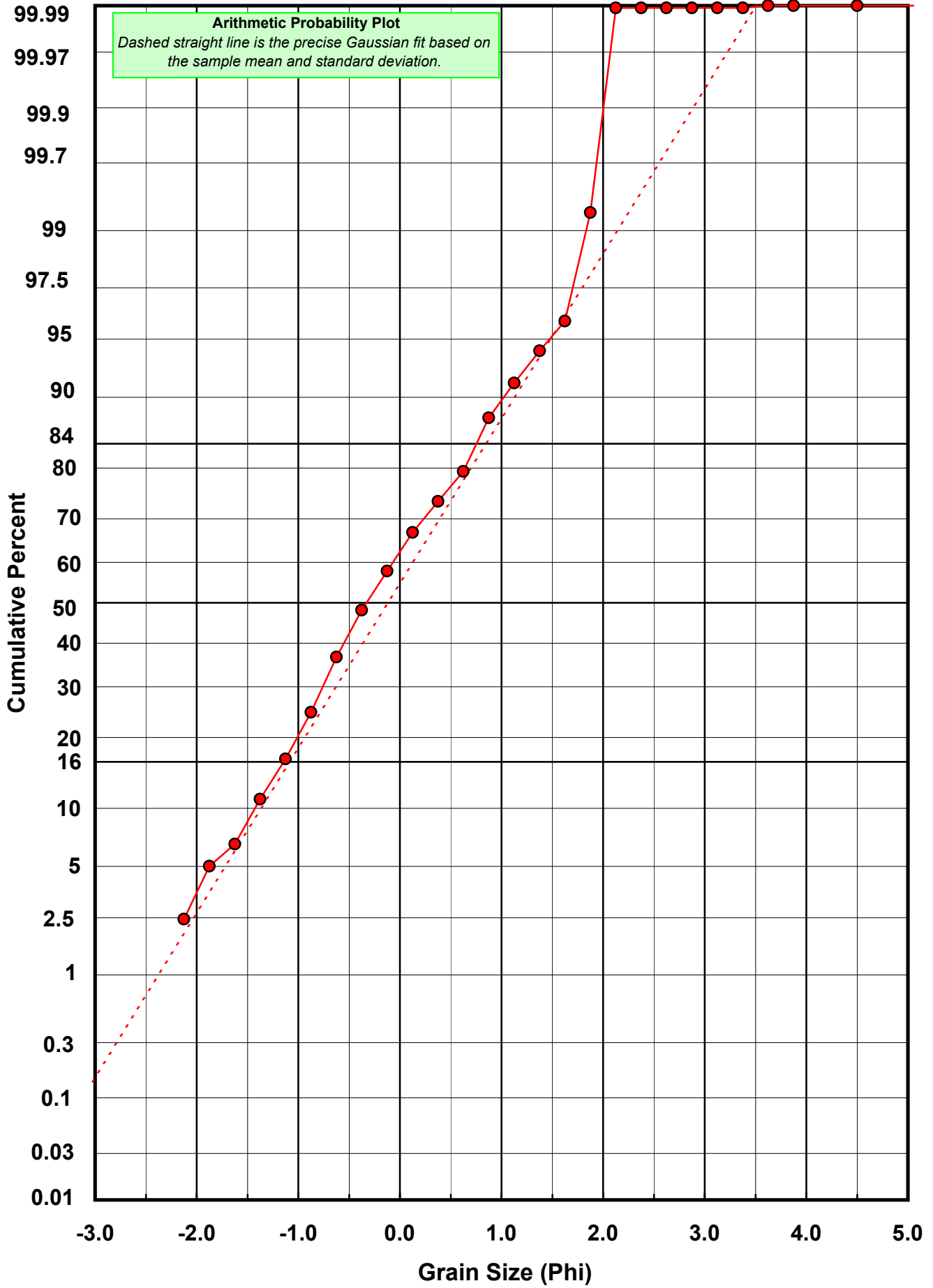
Statistical Results			
Mean:	-0.1188	phi	(1.0858 mm)
Standard Dev:	0.9738	phi-units	(0.5092 mm)
Skewness:	0.1476	dimensionless	
Kurtosis:	2.4820	dimensionless	
5th Moment:	0.7296	dimensionless	
6th Moment:	8.4971	dimensionless	
RARD *	8.2003	dimensionless	
Median	-0.3277	phi	(1.255 mm)

* RARD = reciprocal absolute relative dispersion (see below)

Statistical Explanation	
Calculations based on the Method of Moments	
Skewness: 3rd Stand. Moment; Exact Gaussian = 0.0	
Kurtosis: 4th Stand. Moment; Exact Gaussian = 3.0	
For Further Explanation, See Calculation Sheets	
Millimeter data calculated by $mm = 2^{(-phi)}$	

Reciprocal Absolute Relative Dispersion (RARD) Scale	
< 0.5	Excellent homogeneity (e.g., beaches)
0.5 to 1.0	Good homogeneity
1.0 to 1.33	Fair homogeneity
> 1.33	Poor homogeneity (e.g., glacial)





Post-Digestion Grain Size Distribution

Onshore Grab Sample

Sample: SJ-10-SS

Total Digested Mass: 41.465 grams

% Silica: 66.4 %

Sieve Size (phi)	Sieve Midpt (phi)	Weight (grams)	Freq Weight %	Cumulative Weight %
-2.00	-2.125	0.000	0.000	0.000
-1.75	-1.875	0.000	0.000	0.000
-1.50	-1.625	0.000	0.000	0.000
-1.25	-1.375	0.000	0.000	0.000
-1.00	-1.125	0.000	0.000	0.000
-0.75	-0.875	0.054	0.130	0.130
-0.50	-0.625	0.181	0.437	0.567
-0.25	-0.375	0.203	0.490	1.056
0.00	-0.125	0.312	0.752	1.809
0.25	0.125	0.512	1.235	3.044
0.50	0.375	0.771	1.859	4.903
0.75	0.625	1.190	2.870	7.773
1.00	0.875	3.086	7.442	15.215
1.25	1.125	3.381	8.154	23.369
1.50	1.375	4.805	11.588	34.957
1.75	1.625	5.878	14.176	49.133
2.00	1.875	7.048	16.997	66.130
2.25	2.125	6.046	14.581	80.711
2.50	2.375	4.550	10.973	91.685
2.75	2.625	2.480	5.981	97.666
3.00	2.875	0.683	1.647	99.313
3.25	3.125	0.185	0.446	99.759
3.50	3.375	0.069	0.166	99.925
3.75	3.625	0.022	0.053	99.978
4.00	3.875	0.009	0.022	100.000
5.00	4.500	0.000	0.000	100.000

Statistical Results			
Mean:	1.6822	phi	(0.3116 mm)
Standard Dev:	0.6694	phi-units	(0.6288 mm)
Skewness:	-0.6320	dimensionless	
Kurtosis:	3.6119	dimensionless	
5th Moment:	-6.2828	dimensionless	
6th Moment:	25.3074	dimensionless	
RARD *	0.3979	dimensionless	
Median	1.6378	phi	(0.3214 mm)

* RARD = reciprocal absolute relative dispersion (see below)

Statistical Explanation	
Calculations based on the Method of Moments	
Skewness: 3rd Stand. Moment; Exact Gaussian = 0.0	
Kurtosis: 4th Stand. Moment; Exact Gaussian = 3.0	
For Further Explanation, See Calculation Sheets	
Millimeter data calculated by $mm = 2^{(-phi)}$	

Reciprocal Absolute Relative Dispersion (RARD) Scale	
< 0.5	Excellent homogeneity (e.g., beaches)
0.5 to 1.0	Good homogeneity
1.0 to 1.33	Fair homogeneity
> 1.33	Poor homogeneity (e.g., glacial)

