

Onshore Grab Sample

Sample: SJ-09-SS
Sample Taken By: J. Ladner
Sample Collected On: 12/2/03
Splits? N/A

County: St. Johns
Latitude: 30° 08' 26.9"
Longitude: 81° 21' 4.9"
Datum: WGS 84
Surf. Elev: N/A
Datum: N/A

Fine Data Summary

Total Sample Weight 67.799 grams
Total Fines in Sample 0.552 grams
Total Percent Fines 0.81 %

Dry Sieving Summary

Total Sample Weight 67.302 grams
Total Digested Weight 44.328 grams
Total Carbonate Weight 22.974 grams
Total Silica % 65.86 %
Total Carbonate % 34.14 %
Carbonate/Silica Ratio 0.518

General Comments:

None

Description

Worked By: M. Lachance

Pre-Digestion Grain Size Distribution

Onshore Grab Sample

Sample: SJ-09-SS

Total Sample Mass: 67.302 grams

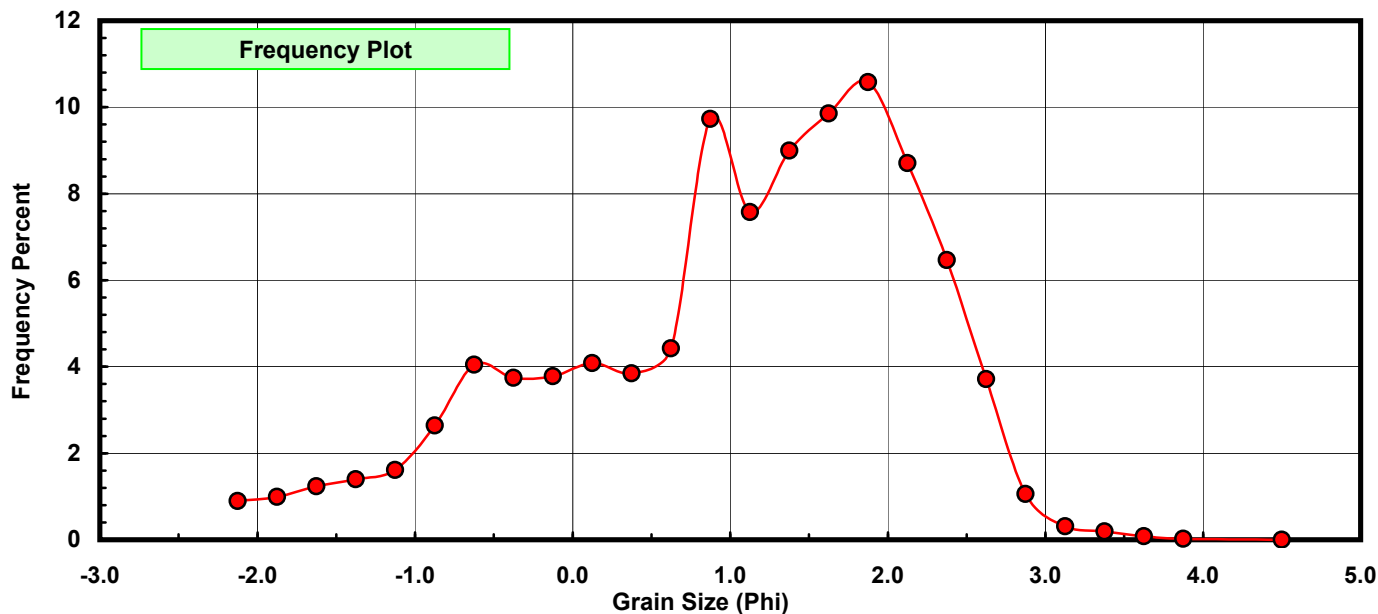
Sieve Size (phi)	Sieve Midpt (phi)	Weight (grams)	Freq Weight %	Cumulative Weight %
-2.00	-2.125	0.600	0.892	0.892
-1.75	-1.875	0.665	0.988	1.880
-1.50	-1.625	0.831	1.235	3.114
-1.25	-1.375	0.941	1.398	4.512
-1.00	-1.125	1.084	1.611	6.123
-0.75	-0.875	1.779	2.643	8.766
-0.50	-0.625	2.723	4.046	12.812
-0.25	-0.375	2.521	3.746	16.558
0.00	-0.125	2.546	3.783	20.341
0.25	0.125	2.748	4.083	24.424
0.50	0.375	2.588	3.845	28.270
0.75	0.625	2.979	4.426	32.696
1.00	0.875	6.550	9.732	42.428
1.25	1.125	5.100	7.578	50.006
1.50	1.375	6.057	9.000	59.006
1.75	1.625	6.634	9.857	68.863
2.00	1.875	7.121	10.581	79.443
2.25	2.125	5.861	8.709	88.152
2.50	2.375	4.351	6.465	94.617
2.75	2.625	2.501	3.716	98.333
3.00	2.875	0.710	1.055	99.388
3.25	3.125	0.209	0.311	99.698
3.50	3.375	0.130	0.193	99.892
3.75	3.625	0.056	0.083	99.975
4.00	3.875	0.015	0.022	99.997
5.00	4.500	0.002	0.003	100.000

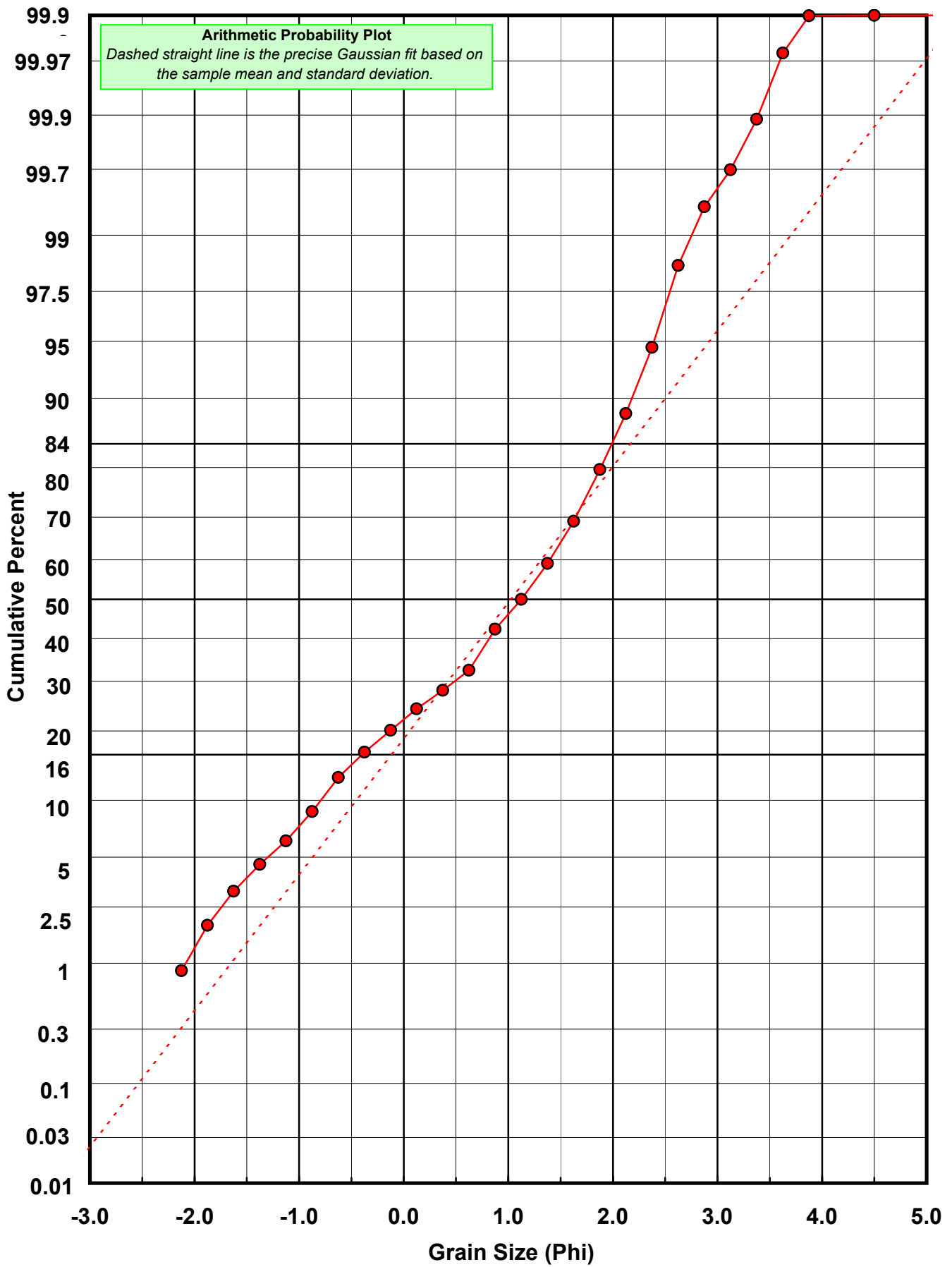
Statistical Results			
Mean:	1.0245	phi	(0.4916 mm)
Standard Dev:	1.1537	phi-units	(0.4495 mm)
Skewness:	-0.6669	dimensionless	
Kurtosis:	2.7712	dimensionless	
5th Moment:	-4.0625	dimensionless	
6th Moment:	12.1478	dimensionless	
RARD *	1.1260	dimensionless	
Median	1.1248	phi	(0.4586 mm)

* RARD = reciprocal absolute relative dispersion (see below)

Statistical Explanation
Calculations based on the Method of Moments
Skewness: 3rd Stand. Moment; Exact Gaussian = 0.0
Kurtosis: 4th Stand. Moment; Exact Gaussian = 3.0
For Further Explanation, See Calculation Sheets
Millimeter data calculated by $mm = 2^{(-phi)}$

Reciprocal Absolute Relative Dispersion (RARD) Scale	
< 0.5	Excellent homogeneity (e.g., beaches)
0.5 to 1.0	Good homogeneity
1.0 to 1.33	Fair homogeneity
> 1.33	Poor homogeneity (e.g., glacial)





Carbonate Grain Size Distribution

Onshore Grab Sample

Sample: SJ-09-SS

Total Carbonate Mass: 23.053 grams

% Carbonate: 34.1 %

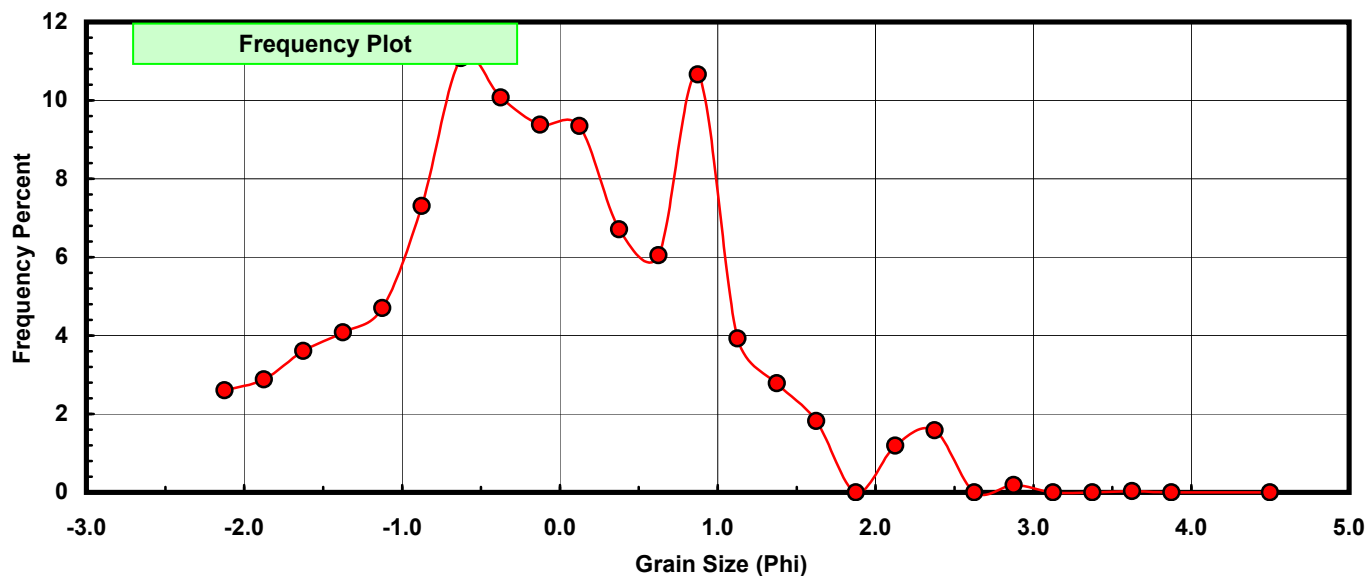
Sieve Size (phi)	Sieve Midpt (phi)	Weight (grams)	Freq Weight %	Cumulative Weight %
-2.00	-2.125	0.600	2.603	2.603
-1.75	-1.875	0.665	2.885	5.487
-1.50	-1.625	0.831	3.605	9.092
-1.25	-1.375	0.941	4.082	13.174
-1.00	-1.125	1.084	4.702	17.876
-0.75	-0.875	1.685	7.309	25.185
-0.50	-0.625	2.553	11.074	36.260
-0.25	-0.375	2.323	10.077	46.337
0.00	-0.125	2.163	9.383	55.719
0.25	0.125	2.154	9.344	65.063
0.50	0.375	1.546	6.706	71.769
0.75	0.625	1.395	6.051	77.821
1.00	0.875	2.457	10.658	88.479
1.25	1.125	0.905	3.926	92.404
1.50	1.375	0.641	2.781	95.185
1.75	1.625	0.419	1.818	97.003
2.00	1.875	0.000	0.000	97.003
2.25	2.125	0.274	1.189	98.191
2.50	2.375	0.365	1.583	99.774
2.75	2.625	0.000	0.000	99.774
3.00	2.875	0.044	0.191	99.965
3.25	3.125	0.000	0.000	99.965
3.50	3.375	0.000	0.000	99.965
3.75	3.625	0.008	0.035	100.000
4.00	3.875	0.000	0.000	100.000
5.00	4.500	0.000	0.000	100.000

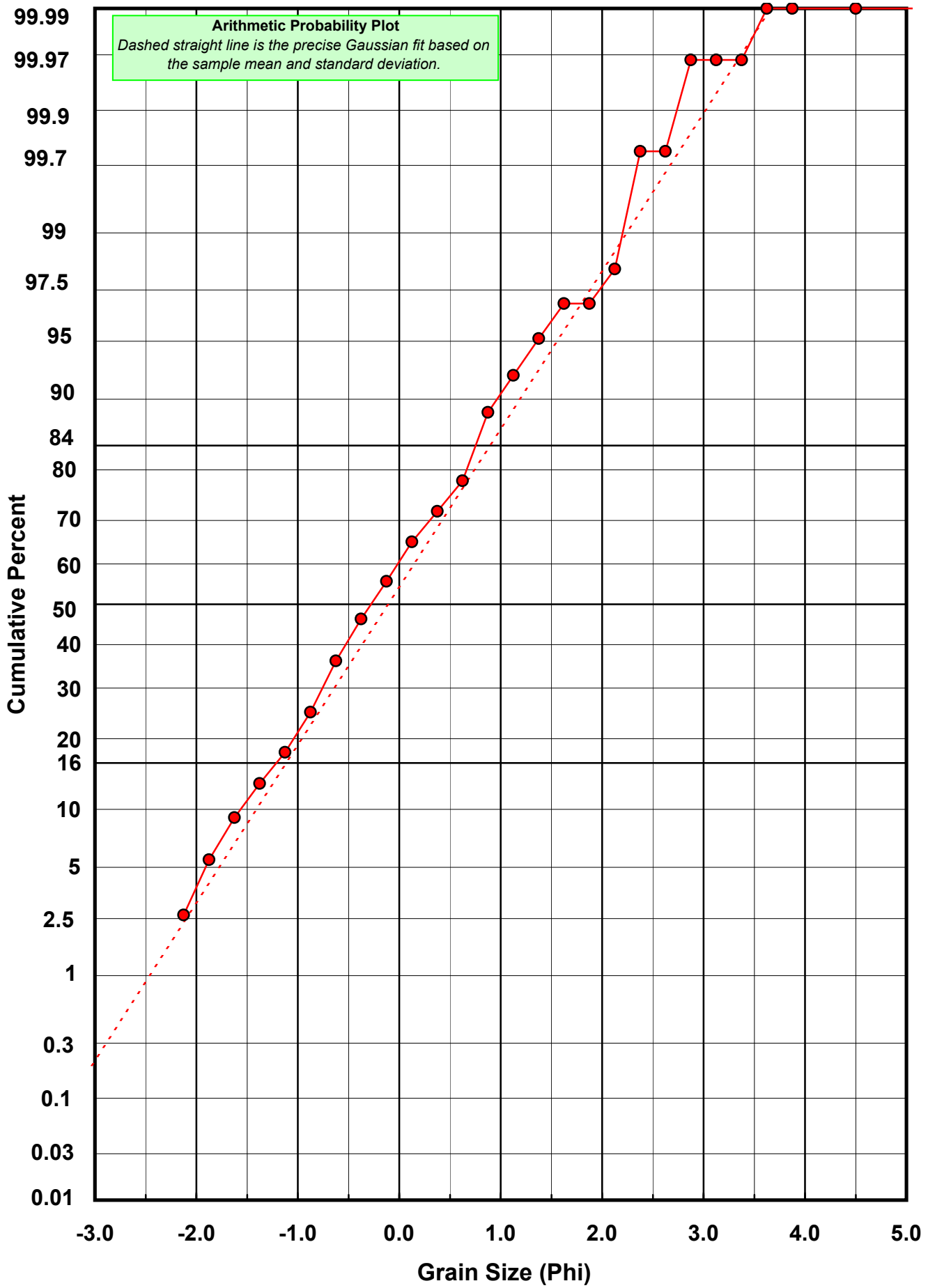
Statistical Results			
Mean:	-0.1102	phi	(1.0794 mm)
Standard Dev:	1.0138	phi-units	(0.4952 mm)
Skewness:	0.1620	dimensionless	
Kurtosis:	2.6911	dimensionless	
5th Moment:	1.6901	dimensionless	
6th Moment:	11.3910	dimensionless	
RARD *	9.1963	dimensionless	
Median	-0.2774	phi	(1.212 mm)

* RARD = reciprocal absolute relative dispersion (see below)

Statistical Explanation	
Calculations based on the Method of Moments	
Skewness: 3rd Stand. Moment; Exact Gaussian = 0.0	
Kurtosis: 4th Stand. Moment; Exact Gaussian = 3.0	
For Further Explanation, See Calculation Sheets	
Millimeter data calculated by $mm = 2^{(-phi)}$	

Reciprocal Absolute Relative Dispersion (RARD) Scale	
< 0.5	Excellent homogeneity (e.g., beaches)
0.5 to 1.0	Good homogeneity
1.0 to 1.33	Fair homogeneity
> 1.33	Poor homogeneity (e.g., glacial)





Post-Digestion Grain Size Distribution

Onshore Grab Sample

Sample: SJ-09-SS

Total Digested Mass: 44.324 grams

% Silica: 65.9 %

Sieve Size (phi)	Sieve Midpt (phi)	Weight (grams)	Freq Weight %	Cumulative Weight %
-2.00	-2.125	0.000	0.000	0.000
-1.75	-1.875	0.000	0.000	0.000
-1.50	-1.625	0.000	0.000	0.000
-1.25	-1.375	0.000	0.000	0.000
-1.00	-1.125	0.000	0.000	0.000
-0.75	-0.875	0.094	0.212	0.212
-0.50	-0.625	0.170	0.384	0.596
-0.25	-0.375	0.198	0.447	1.042
0.00	-0.125	0.383	0.864	1.906
0.25	0.125	0.594	1.340	3.247
0.50	0.375	1.042	2.351	5.597
0.75	0.625	1.584	3.574	9.171
1.00	0.875	4.093	9.234	18.405
1.25	1.125	4.195	9.464	27.870
1.50	1.375	5.416	12.219	40.089
1.75	1.625	6.215	14.022	54.111
2.00	1.875	7.129	16.084	70.194
2.25	2.125	5.587	12.605	82.799
2.50	2.375	3.986	8.993	91.792
2.75	2.625	2.560	5.776	97.568
3.00	2.875	0.666	1.503	99.070
3.25	3.125	0.214	0.483	99.553
3.50	3.375	0.132	0.298	99.851
3.75	3.625	0.048	0.108	99.959
4.00	3.875	0.018	0.041	100.000
5.00	4.500	0.000	0.000	100.000

Statistical Results			
Mean:	1.6174	phi	(0.3259 mm)
Standard Dev:	0.6879	phi-units	(0.6207 mm)
Skewness:	-0.4370	dimensionless	
Kurtosis:	3.3685	dimensionless	
5th Moment:	-4.2936	dimensionless	
6th Moment:	21.3434	dimensionless	
RARD *	0.4253	dimensionless	
Median	1.5517	phi	(0.3411 mm)

* RARD = reciprocal absolute relative dispersion (see below)

Statistical Explanation	
Calculations based on the Method of Moments	
Skewness: 3rd Stand. Moment; Exact Gaussian = 0.0	
Kurtosis: 4th Stand. Moment; Exact Gaussian = 3.0	
For Further Explanation, See Calculation Sheets	
Millimeter data calculated by $mm = 2^{(-phi)}$	

Reciprocal Absolute Relative Dispersion (RARD) Scale	
< 0.5	Excellent homogeneity (e.g., beaches)
0.5 to 1.0	Good homogeneity
1.0 to 1.33	Fair homogeneity
> 1.33	Poor homogeneity (e.g., glacial)

