

Onshore Grab Sample

Sample: SJ-08-SS
Sample Taken By: J. Ladner
Sample Collected On: 12/2/03
Splits? N/A

County: St. Johns
Latitude: 30° 09' 31.8"
Longitude: 81° 21' 17.4"
Datum: WGS 84
Surf. Elev: N/A
Datum: N/A

Fine Data Summary

Total Sample Weight 80.916 grams
Total Fines in Sample 0.366 grams
Total Percent Fines 0.45 %

Dry Sieving Summary

Total Sample Weight 79.519 grams
Total Digested Weight 37.555 grams
Total Carbonate Weight 41.964 grams
Total Silica % 47.23 %
Total Carbonate % 52.77 %
Carbonate/Silica Ratio 1.117

General Comments:

None

Description

Worked By: M. Lachance

Pre-Digestion Grain Size Distribution

Onshore Grab Sample

Sample: SJ-08-SS

Total Sample Mass: 79.519 grams

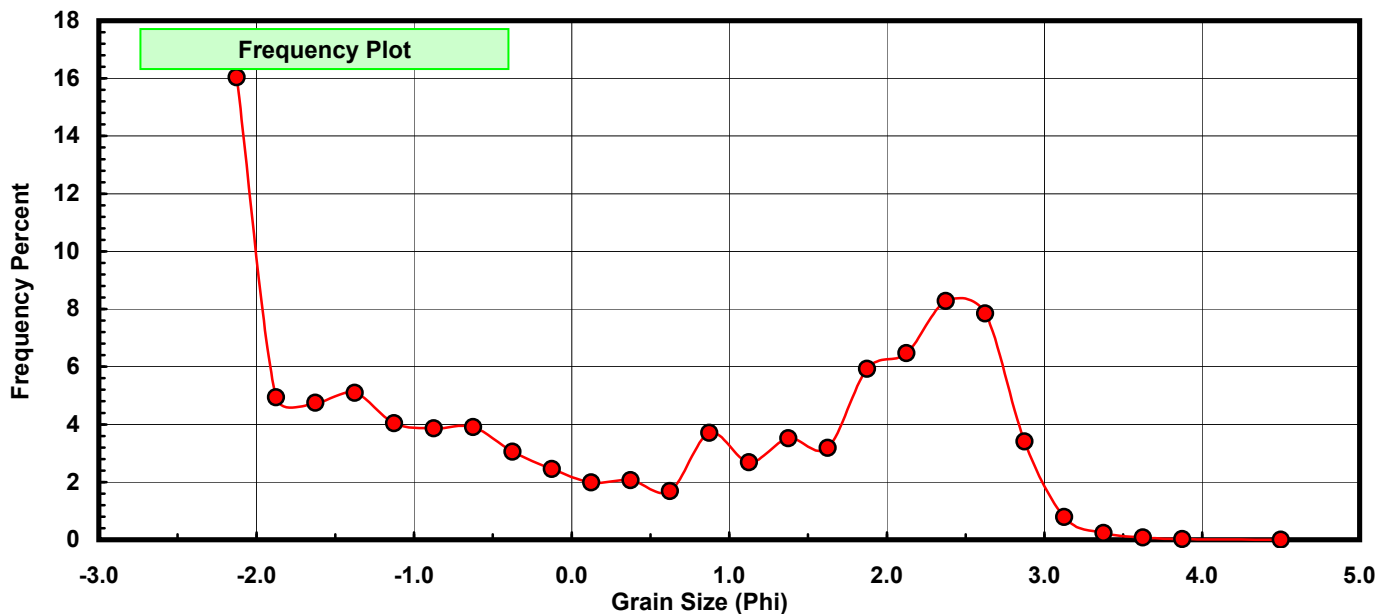
Sieve Size (phi)	Sieve Midpt (phi)	Weight (grams)	Freq Weight %	Cumulative Weight %
-2.00	-2.125	12.748	16.031	16.031
-1.75	-1.875	3.931	4.943	20.975
-1.50	-1.625	3.777	4.750	25.725
-1.25	-1.375	4.054	5.098	30.823
-1.00	-1.125	3.216	4.044	34.867
-0.75	-0.875	3.069	3.859	38.727
-0.50	-0.625	3.103	3.902	42.629
-0.25	-0.375	2.426	3.051	45.680
0.00	-0.125	1.947	2.448	48.128
0.25	0.125	1.581	1.988	50.116
0.50	0.375	1.645	2.069	52.185
0.75	0.625	1.337	1.681	53.866
1.00	0.875	2.944	3.702	57.569
1.25	1.125	2.133	2.682	60.251
1.50	1.375	2.798	3.519	63.770
1.75	1.625	2.529	3.180	66.950
2.00	1.875	4.715	5.929	72.879
2.25	2.125	5.149	6.475	79.355
2.50	2.375	6.580	8.275	87.629
2.75	2.625	6.235	7.841	95.470
3.00	2.875	2.711	3.409	98.880
3.25	3.125	0.623	0.783	99.663
3.50	3.375	0.188	0.236	99.899
3.75	3.625	0.059	0.074	99.974
4.00	3.875	0.018	0.023	99.996
5.00	4.500	0.003	0.004	100.000

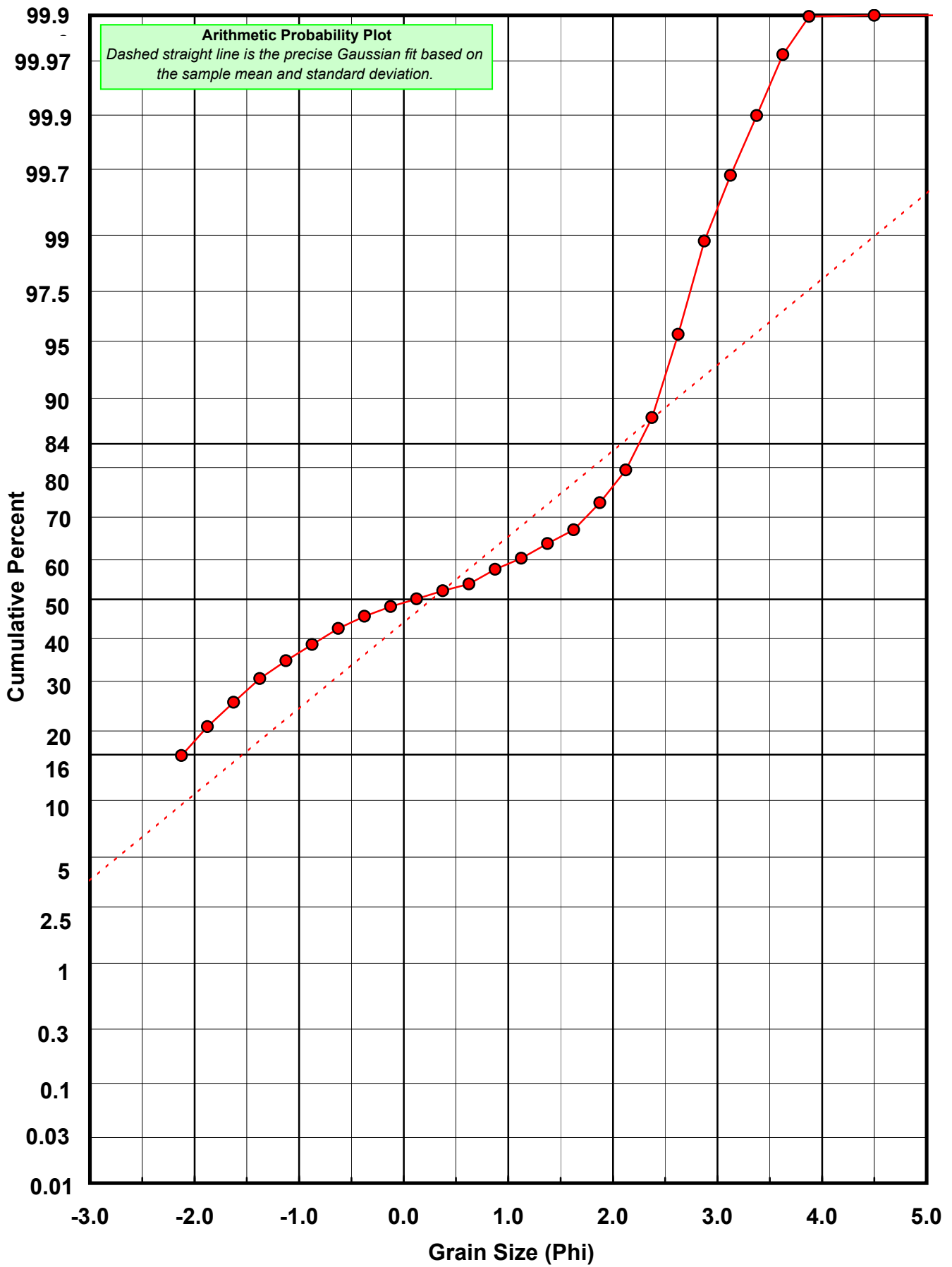
Statistical Results			
Mean:	0.2699	phi	(0.8294 mm)
Standard Dev:	1.8217	phi-units	(0.2829 mm)
Skewness:	0.0099	dimensionless	
Kurtosis:	1.4150	dimensionless	
5th Moment:	0.0592	dimensionless	
6th Moment:	2.2713	dimensionless	
RARD *	6.7490	dimensionless	
Median	0.1104	phi	(0.9263 mm)

* RARD = reciprocal absolute relative dispersion (see below)

Statistical Explanation
Calculations based on the Method of Moments
Skewness: 3rd Stand. Moment; Exact Gaussian = 0.0
Kurtosis: 4th Stand. Moment; Exact Gaussian = 3.0
For Further Explanation, See Calculation Sheets
Millimeter data calculated by $mm = 2^{(-phi)}$

Reciprocal Absolute Relative Dispersion (RARD) Scale	
< 0.5	Excellent homogeneity (e.g., beaches)
0.5 to 1.0	Good homogeneity
1.0 to 1.33	Fair homogeneity
> 1.33	Poor homogeneity (e.g., glacial)





Carbonate Grain Size Distribution

Onshore Grab Sample

Sample: SJ-08-SS

Total Carbonate Mass: 43.082 grams

% Carbonate: 52.8 %

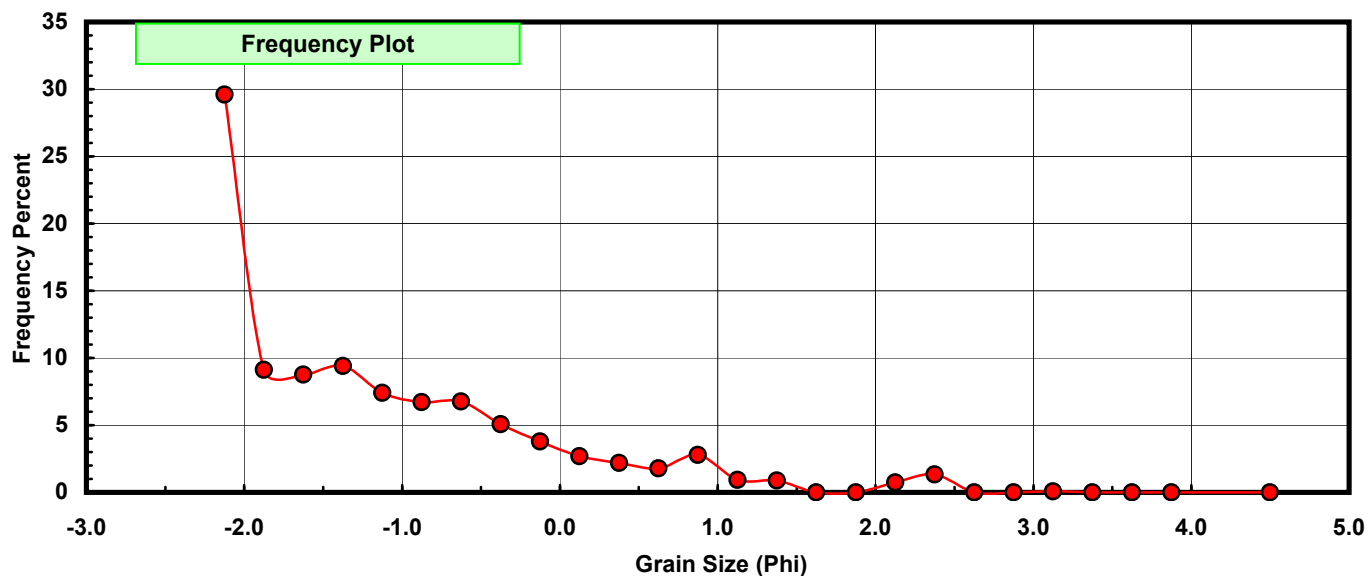
Sieve Size (phi)	Sieve Midpt (phi)	Weight (grams)	Freq Weight %	Cumulative Weight %
-2.00	-2.125	12.748	29.590	29.590
-1.75	-1.875	3.931	9.124	38.715
-1.50	-1.625	3.777	8.767	47.482
-1.25	-1.375	4.054	9.410	56.892
-1.00	-1.125	3.186	7.395	64.287
-0.75	-0.875	2.892	6.713	70.999
-0.50	-0.625	2.911	6.757	77.756
-0.25	-0.375	2.184	5.069	82.826
0.00	-0.125	1.630	3.783	86.609
0.25	0.125	1.160	2.693	89.302
0.50	0.375	0.942	2.187	91.488
0.75	0.625	0.770	1.787	93.276
1.00	0.875	1.199	2.783	96.059
1.25	1.125	0.396	0.919	96.978
1.50	1.375	0.375	0.870	97.848
1.75	1.625	0.000	0.000	97.848
2.00	1.875	0.000	0.000	97.848
2.25	2.125	0.320	0.743	98.591
2.50	2.375	0.575	1.335	99.926
2.75	2.625	0.000	0.000	99.926
3.00	2.875	0.000	0.000	99.926
3.25	3.125	0.031	0.072	99.998
3.50	3.375	0.000	0.000	99.998
3.75	3.625	0.000	0.000	99.998
4.00	3.875	0.001	0.002	100.000
5.00	4.500	0.000	0.000	100.000

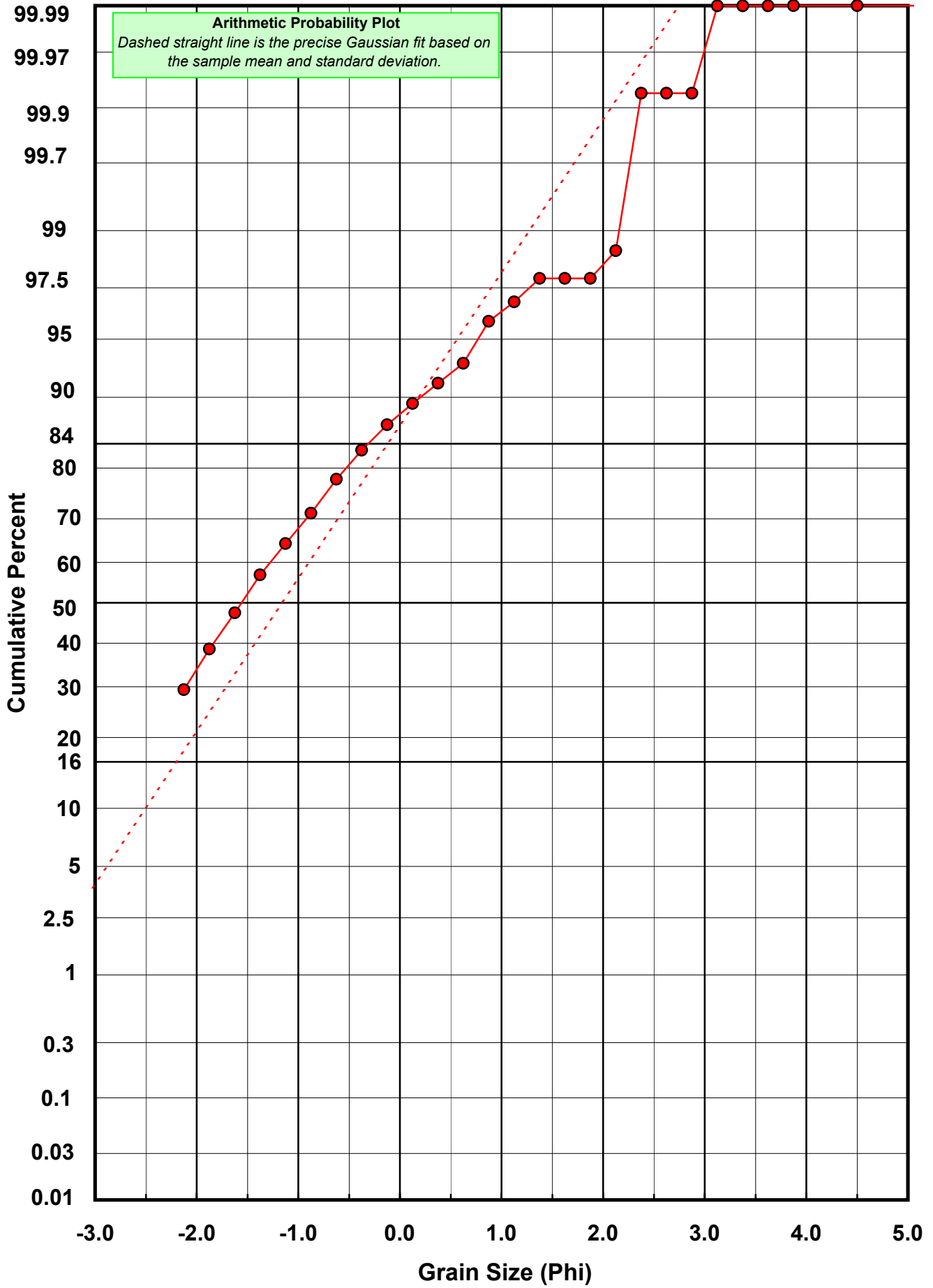
Statistical Results			
Mean:	-1.1604	phi	(2.2352 mm)
Standard Dev:	1.0491	phi-units	(0.4833 mm)
Skewness:	1.2476	dimensionless	
Kurtosis:	4.2481	dimensionless	
5th Moment:	11.4330	dimensionless	
6th Moment:	36.2029	dimensionless	
RARD *	0.9041	dimensionless	
Median	-1.5581	phi	(2.9446 mm)

* RARD = reciprocal absolute relative dispersion (see below)

Statistical Explanation	
Calculations based on the Method of Moments	
Skewness: 3rd Stand. Moment; Exact Gaussian = 0.0	
Kurtosis: 4th Stand. Moment; Exact Gaussian = 3.0	
For Further Explanation, See Calculation Sheets	
Millimeter data calculated by $mm = 2^{(-phi)}$	

Reciprocal Absolute Relative Dispersion (RARD) Scale	
< 0.5	Excellent homogeneity (e.g., beaches)
0.5 to 1.0	Good homogeneity
1.0 to 1.33	Fair homogeneity
> 1.33	Poor homogeneity (e.g., glacial)





Post-Digestion Grain Size Distribution

Onshore Grab Sample

Sample: SJ-08-SS

Total Digested Mass: 37.552 grams

% Silica: 47.2 %

Sieve Size (phi)	Sieve Midpt (phi)	Weight (grams)	Freq Weight %	Cumulative Weight %
-2.00	-2.125	0.000	0.000	0.000
-1.75	-1.875	0.000	0.000	0.000
-1.50	-1.625	0.000	0.000	0.000
-1.25	-1.375	0.000	0.000	0.000
-1.00	-1.125	0.030	0.080	0.080
-0.75	-0.875	0.177	0.471	0.551
-0.50	-0.625	0.192	0.511	1.063
-0.25	-0.375	0.242	0.644	1.707
0.00	-0.125	0.317	0.844	2.551
0.25	0.125	0.421	1.121	3.672
0.50	0.375	0.703	1.872	5.544
0.75	0.625	0.567	1.510	7.054
1.00	0.875	1.745	4.647	11.701
1.25	1.125	1.737	4.626	16.327
1.50	1.375	2.423	6.452	22.779
1.75	1.625	3.331	8.870	31.649
2.00	1.875	4.732	12.601	44.251
2.25	2.125	4.829	12.860	57.110
2.50	2.375	6.005	15.991	73.101
2.75	2.625	6.453	17.184	90.285
3.00	2.875	2.790	7.430	97.715
3.25	3.125	0.592	1.576	99.292
3.50	3.375	0.190	0.506	99.798
3.75	3.625	0.059	0.157	99.955
4.00	3.875	0.017	0.045	100.000
5.00	4.500	0.000	0.000	100.000

Statistical Results			
Mean:	1.9595	phi	(0.2571 mm)
Standard Dev:	0.7785	phi-units	(0.583 mm)
Skewness:	-1.0674	dimensionless	
Kurtosis:	4.2023	dimensionless	
5th Moment:	-10.2952	dimensionless	
6th Moment:	34.5823	dimensionless	
RARD *	0.3973	dimensionless	
Median	1.9868	phi	(0.2523 mm)

* RARD = reciprocal absolute relative dispersion (see below)

Statistical Explanation	
Calculations based on the Method of Moments	
Skewness: 3rd Stand. Moment; Exact Gaussian = 0.0	
Kurtosis: 4th Stand. Moment; Exact Gaussian = 3.0	
For Further Explanation, See Calculation Sheets	
Millimeter data calculated by $mm = 2^{(-phi)}$	

Reciprocal Absolute Relative Dispersion (RARD) Scale	
< 0.5	Excellent homogeneity (e.g., beaches)
0.5 to 1.0	Good homogeneity
1.0 to 1.33	Fair homogeneity
> 1.33	Poor homogeneity (e.g., glacial)

