

Onshore Grab Sample

Sample: SJ-04-SS
Sample Taken By: J. Ladner
Sample Collected On: 12/2/03
Splits? N/A

County: St. Johns
Latitude: 30° 12' 50.3"
Longitude: 81° 22' 11.6"
Datum: WGS 84
Surf. Elev: N/A
Datum: N/A

Fine Data Summary

Total Sample Weight 79.437 grams
Total Fines in Sample 0.913 grams
Total Percent Fines 1.14 %

Dry Sieving Summary

Total Sample Weight 78.269 grams
Total Digested Weight 76.396 grams
Total Carbonate Weight 1.873 grams
Total Silica % 97.61 %
Total Carbonate % 2.39 %
Carbonate/Silica Ratio 0.025

General Comments:

None

Description

Worked By: M. Lachance

Pre-Digestion Grain Size Distribution

Onshore Grab Sample

Sample: SJ-04-SS

Total Sample Mass: 78.269 grams

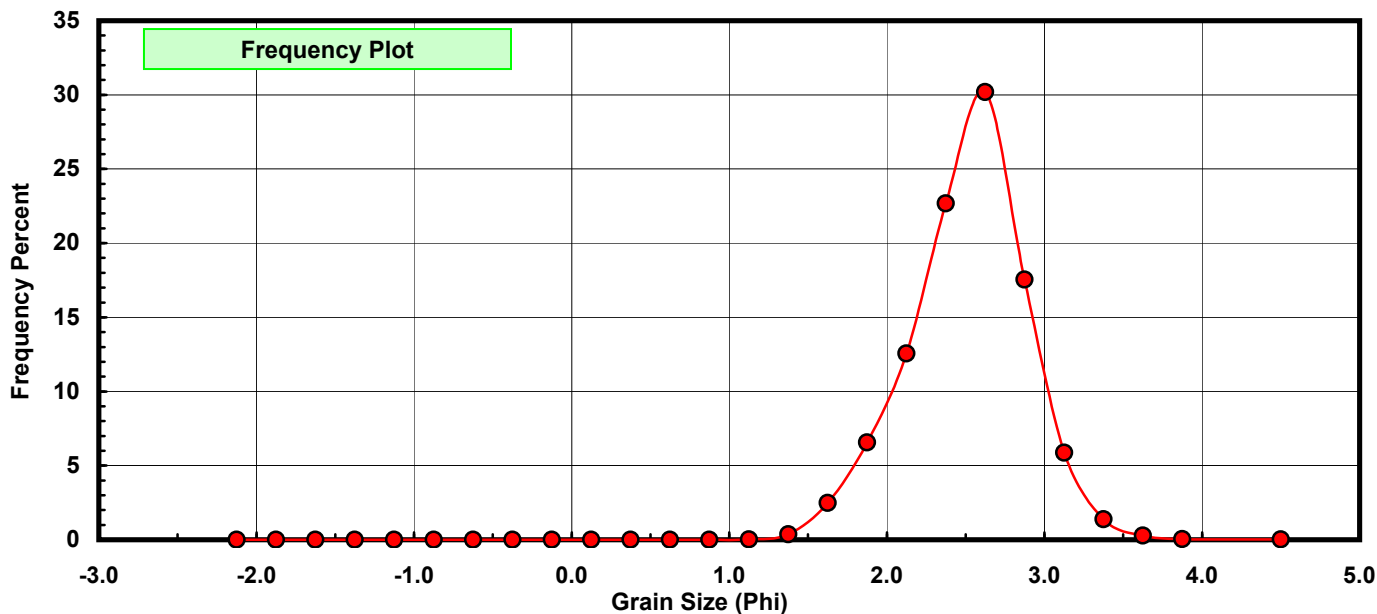
Sieve Size (phi)	Sieve Midpt (phi)	Weight (grams)	Freq Weight %	Cumulative Weight %
-2.00	-2.125	0.000	0.000	0.000
-1.75	-1.875	0.000	0.000	0.000
-1.50	-1.625	0.000	0.000	0.000
-1.25	-1.375	0.000	0.000	0.000
-1.00	-1.125	0.000	0.000	0.000
-0.75	-0.875	0.003	0.004	0.004
-0.50	-0.625	0.001	0.001	0.005
-0.25	-0.375	0.001	0.001	0.006
0.00	-0.125	0.001	0.001	0.008
0.25	0.125	0.001	0.001	0.009
0.50	0.375	0.001	0.001	0.010
0.75	0.625	0.001	0.001	0.011
1.00	0.875	0.001	0.001	0.013
1.25	1.125	0.023	0.029	0.042
1.50	1.375	0.286	0.365	0.408
1.75	1.625	1.941	2.480	2.887
2.00	1.875	5.141	6.568	9.456
2.25	2.125	9.824	12.552	22.007
2.50	2.375	17.748	22.676	44.683
2.75	2.625	23.623	30.182	74.865
3.00	2.875	13.739	17.554	92.418
3.25	3.125	4.596	5.872	98.291
3.50	3.375	1.074	1.372	99.663
3.75	3.625	0.214	0.273	99.936
4.00	3.875	0.040	0.051	99.987
5.00	4.500	0.010	0.013	100.000

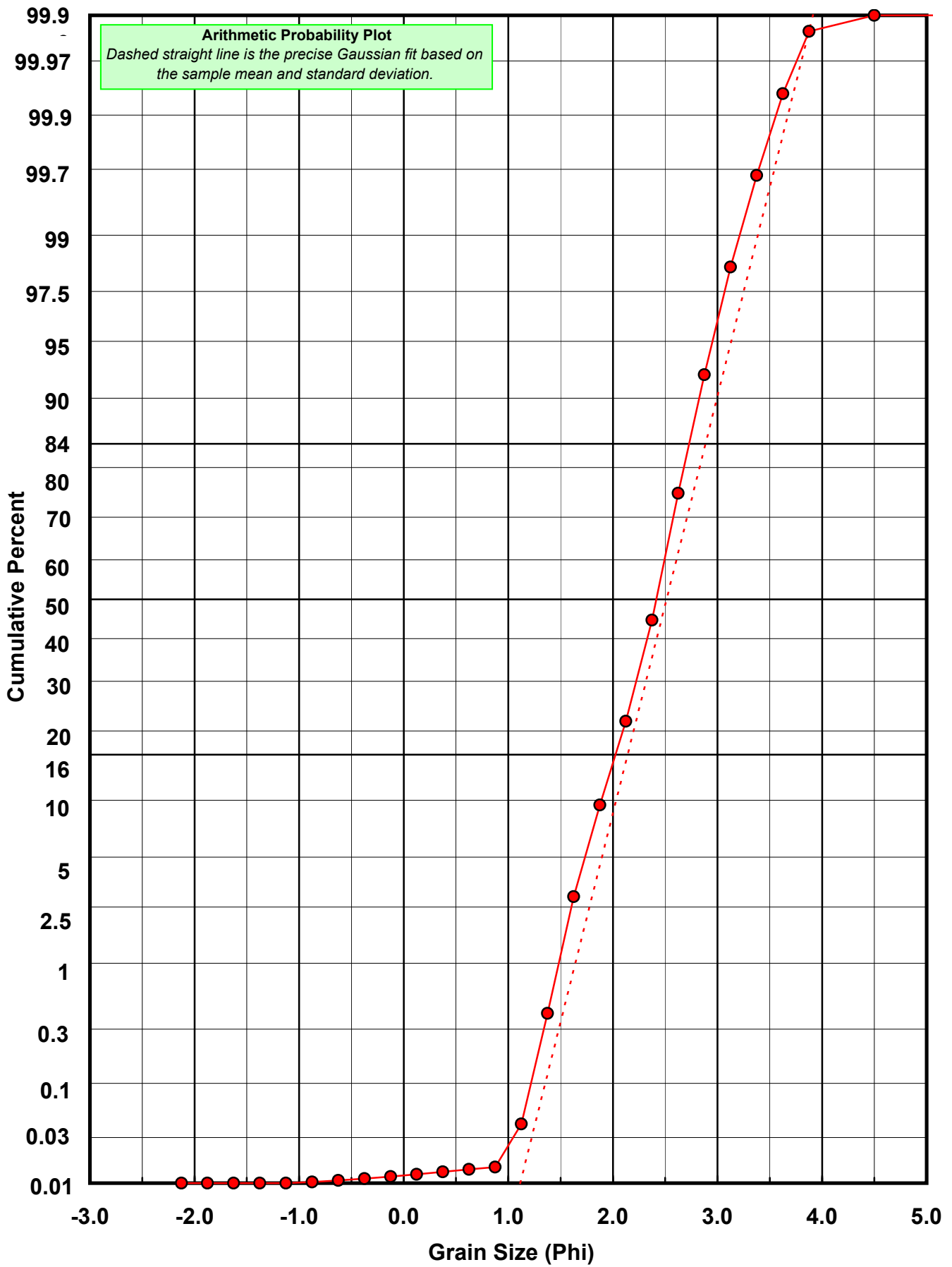
Statistical Results			
Mean:	2.5133	phi	(0.1752 mm)
Standard Dev:	0.3760	phi-units	(0.7706 mm)
Skewness:	-0.2753	dimensionless	
Kurtosis:	3.6482	dimensionless	
5th Moment:	-4.5657	dimensionless	
6th Moment:	49.7438	dimensionless	
RARD *	0.1496	dimensionless	
Median	2.4190	phi	(0.187 mm)

* RARD = reciprocal absolute relative dispersion (see below)

Statistical Explanation	
Calculations based on the Method of Moments	
Skewness: 3rd Stand. Moment; Exact Gaussian = 0.0	
Kurtosis: 4th Stand. Moment; Exact Gaussian = 3.0	
For Further Explanation, See Calculation Sheets	
Millimeter data calculated by $mm = 2^{(-phi)}$	

Reciprocal Absolute Relative Dispersion (RARD) Scale	
< 0.5	Excellent homogeneity (e.g., beaches)
0.5 to 1.0	Good homogeneity
1.0 to 1.33	Fair homogeneity
> 1.33	Poor homogeneity (e.g., glacial)





Carbonate Grain Size Distribution

Onshore Grab Sample

Sample: SJ-04-SS

Total Carbonate Mass: 2.622 grams

% Carbonate: 2.4 %

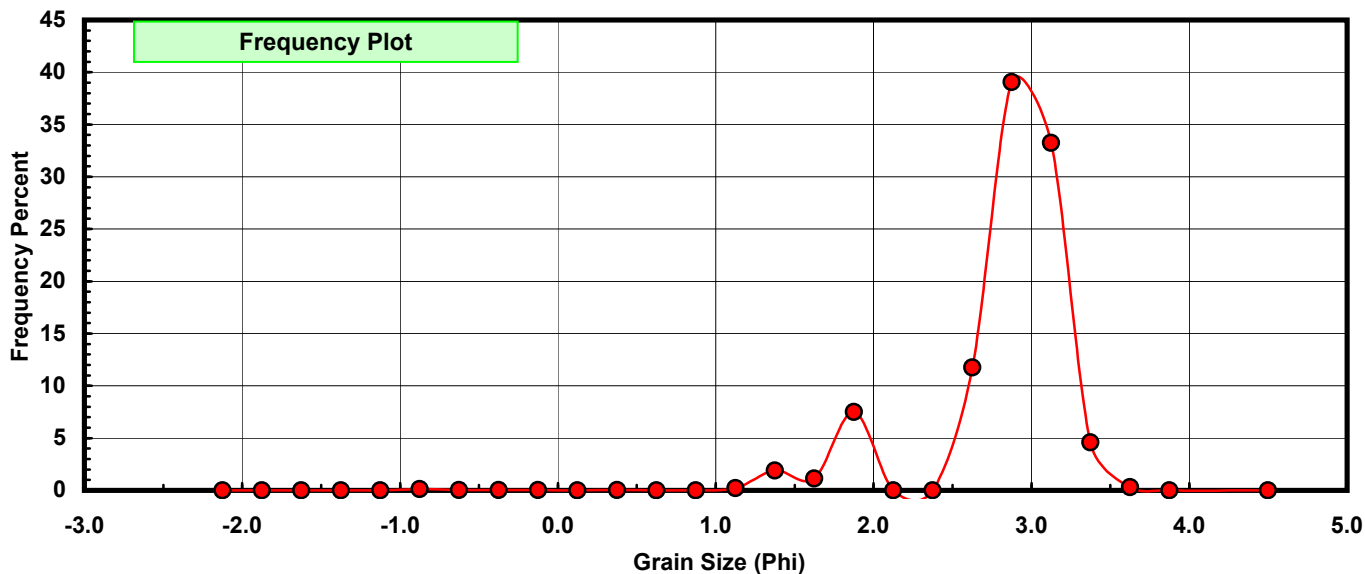
Sieve Size (phi)	Sieve Midpt (phi)	Weight (grams)	Freq Weight %	Cumulative Weight %
-2.00	-2.125	0.000	0.000	0.000
-1.75	-1.875	0.000	0.000	0.000
-1.50	-1.625	0.000	0.000	0.000
-1.25	-1.375	0.000	0.000	0.000
-1.00	-1.125	0.000	0.000	0.000
-0.75	-0.875	0.003	0.114	0.114
-0.50	-0.625	0.001	0.038	0.153
-0.25	-0.375	0.001	0.038	0.191
0.00	-0.125	0.001	0.038	0.229
0.25	0.125	0.000	0.000	0.229
0.50	0.375	0.001	0.038	0.267
0.75	0.625	0.000	0.000	0.267
1.00	0.875	0.000	0.000	0.267
1.25	1.125	0.006	0.229	0.496
1.50	1.375	0.050	1.907	2.403
1.75	1.625	0.030	1.144	3.547
2.00	1.875	0.197	7.513	11.060
2.25	2.125	0.000	0.000	11.060
2.50	2.375	0.000	0.000	11.060
2.75	2.625	0.308	11.747	22.807
3.00	2.875	1.024	39.054	61.861
3.25	3.125	0.872	33.257	95.118
3.50	3.375	0.120	4.577	99.695
3.75	3.625	0.008	0.305	100.000
4.00	3.875	0.000	0.000	100.000
5.00	4.500	0.000	0.000	100.000

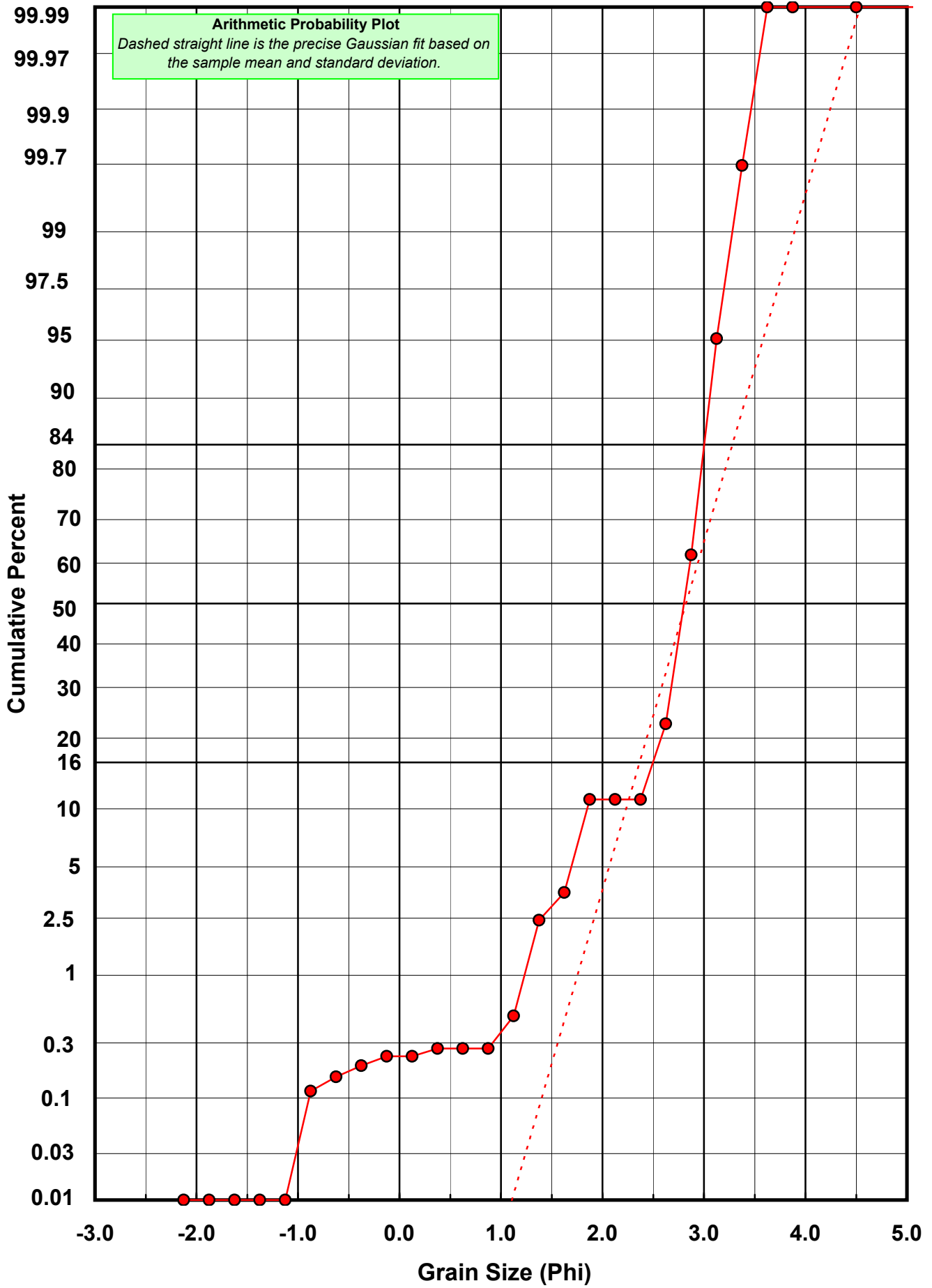
Statistical Results			
Mean:	2.8229	phi	(0.1413 mm)
Standard Dev:	0.4606	phi-units	(0.7267 mm)
Skewness:	-2.4211	dimensionless	
Kurtosis:	12.1314	dimensionless	
5th Moment:	-70.3812	dimensionless	
6th Moment:	485.0078	dimensionless	
RARD *	0.1631	dimensionless	
Median	2.7991	phi	(0.1437 mm)

* RARD = reciprocal absolute relative dispersion (see below)

Statistical Explanation	
Calculations based on the Method of Moments	
Skewness: 3rd Stand. Moment; Exact Gaussian = 0.0	
Kurtosis: 4th Stand. Moment; Exact Gaussian = 3.0	
For Further Explanation, See Calculation Sheets	
Millimeter data calculated by $mm = 2^{(-phi)}$	

Reciprocal Absolute Relative Dispersion (RARD) Scale	
< 0.5	Excellent homogeneity (e.g., beaches)
0.5 to 1.0	Good homogeneity
1.0 to 1.33	Fair homogeneity
> 1.33	Poor homogeneity (e.g., glacial)





Post-Digestion Grain Size Distribution

Onshore Grab Sample

Sample: SJ-04-SS

Total Digested Mass: 76.389 grams

% Silica: 97.6 %

Sieve Size (phi)	Sieve Midpt (phi)	Weight (grams)	Freq Weight %	Cumulative Weight %
-2.00	-2.125	0.000	0.000	0.000
-1.75	-1.875	0.000	0.000	0.000
-1.50	-1.625	0.000	0.000	0.000
-1.25	-1.375	0.000	0.000	0.000
-1.00	-1.125	0.000	0.000	0.000
-0.75	-0.875	0.000	0.000	0.000
-0.50	-0.625	0.000	0.000	0.000
-0.25	-0.375	0.000	0.000	0.000
0.00	-0.125	0.000	0.000	0.000
0.25	0.125	0.018	0.024	0.024
0.50	0.375	0.000	0.000	0.024
0.75	0.625	0.001	0.001	0.025
1.00	0.875	0.007	0.009	0.034
1.25	1.125	0.017	0.022	0.056
1.50	1.375	0.236	0.309	0.365
1.75	1.625	1.911	2.502	2.867
2.00	1.875	4.944	6.472	9.339
2.25	2.125	10.007	13.100	22.439
2.50	2.375	18.251	23.892	46.331
2.75	2.625	23.315	30.521	76.853
3.00	2.875	12.715	16.645	93.498
3.25	3.125	3.724	4.875	98.373
3.50	3.375	0.954	1.249	99.622
3.75	3.625	0.206	0.270	99.891
4.00	3.875	0.083	0.109	100.000
5.00	4.500	0.000	0.000	100.000

Statistical Results			
Mean:	2.5006	phi	(0.1767 mm)
Standard Dev:	0.3696	phi-units	(0.774 mm)
Skewness:	-0.2510	dimensionless	
Kurtosis:	3.6718	dimensionless	
5th Moment:	-3.4562	dimensionless	
6th Moment:	35.6542	dimensionless	
RARD *	0.1478	dimensionless	
Median	2.4051	phi	(0.1888 mm)

* RARD = reciprocal absolute relative dispersion (see below)

Statistical Explanation	
Calculations based on the Method of Moments	
Skewness: 3rd Stand. Moment; Exact Gaussian = 0.0	
Kurtosis: 4th Stand. Moment; Exact Gaussian = 3.0	
For Further Explanation, See Calculation Sheets	
Millimeter data calculated by $mm = 2^{(-\phi)}$	

Reciprocal Absolute Relative Dispersion (RARD) Scale	
< 0.5	Excellent homogeneity (e.g., beaches)
0.5 to 1.0	Good homogeneity
1.0 to 1.33	Fair homogeneity
> 1.33	Poor homogeneity (e.g., glacial)

