

Onshore Grab Sample

Sample: SJ-02-MB
Sample Taken By: J. Ladner
Sample Collected On: 12/2/03
Splits? N/A

County: St. Johns
Latitude: 30° 14' 9.5"
Longitude: 81° 22' 40.1"
Datum: WGS 84
Surf. Elev: N/A
Datum: N/A

Fine Data Summary

Total Sample Weight 52.063 grams
Total Fines in Sample 0.345 grams
Total Percent Fines 0.66 %

Dry Sieving Summary

Total Sample Weight 51.570 grams
Total Digested Weight 49.432 grams
Total Carbonate Weight 2.138 grams
Total Silica % 95.85 %
Total Carbonate % 4.15 %
Carbonate/Silica Ratio 0.043

General Comments:

None

Description

Worked By: M. Lachance

Pre-Digestion Grain Size Distribution

Onshore Grab Sample

Sample: SJ-02-MB

Total Sample Mass: 51.570 grams

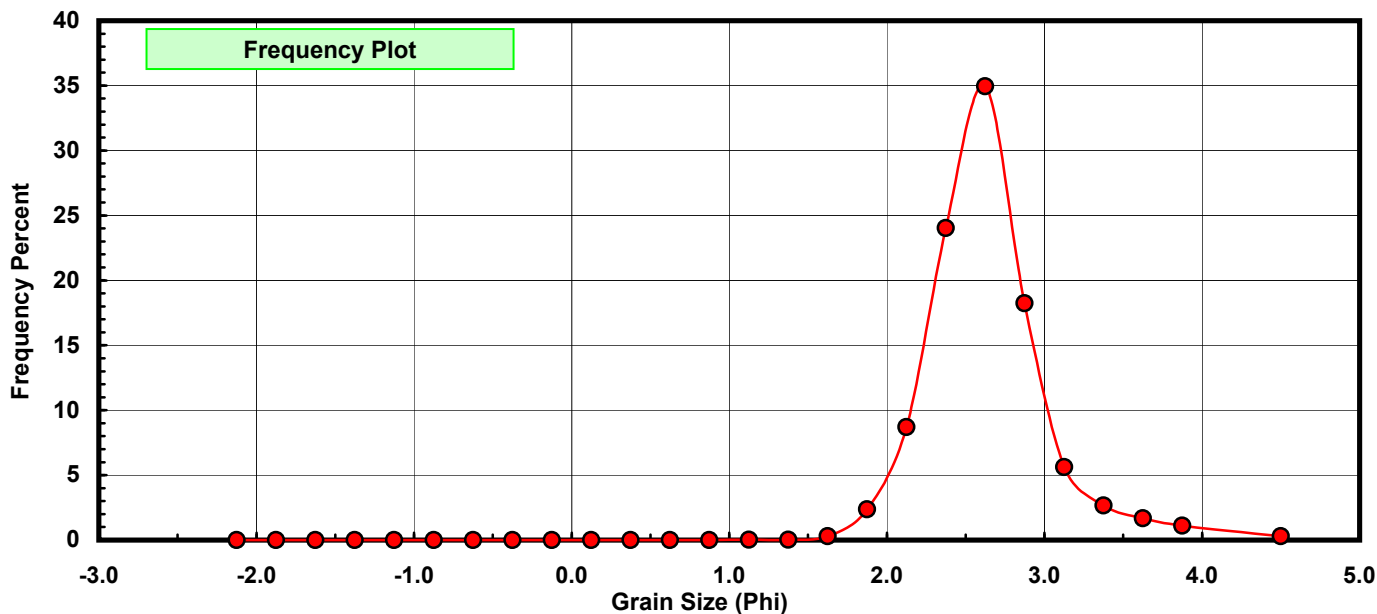
Sieve Size (phi)	Sieve Midpt (phi)	Weight (grams)	Freq Weight %	Cumulative Weight %
-2.00	-2.125	0.000	0.000	0.000
-1.75	-1.875	0.000	0.000	0.000
-1.50	-1.625	0.000	0.000	0.000
-1.25	-1.375	0.000	0.000	0.000
-1.00	-1.125	0.000	0.000	0.000
-0.75	-0.875	0.000	0.000	0.000
-0.50	-0.625	0.000	0.000	0.000
-0.25	-0.375	0.001	0.002	0.002
0.00	-0.125	0.005	0.010	0.012
0.25	0.125	0.004	0.008	0.019
0.50	0.375	0.004	0.008	0.027
0.75	0.625	0.002	0.004	0.031
1.00	0.875	0.001	0.002	0.033
1.25	1.125	0.008	0.016	0.048
1.50	1.375	0.018	0.035	0.083
1.75	1.625	0.149	0.289	0.372
2.00	1.875	1.217	2.360	2.732
2.25	2.125	4.485	8.697	11.429
2.50	2.375	12.394	24.033	35.462
2.75	2.625	18.022	34.947	70.409
3.00	2.875	9.400	18.228	88.637
3.25	3.125	2.903	5.629	94.266
3.50	3.375	1.368	2.653	96.919
3.75	3.625	0.860	1.668	98.586
4.00	3.875	0.572	1.109	99.696
5.00	4.500	0.157	0.304	100.000

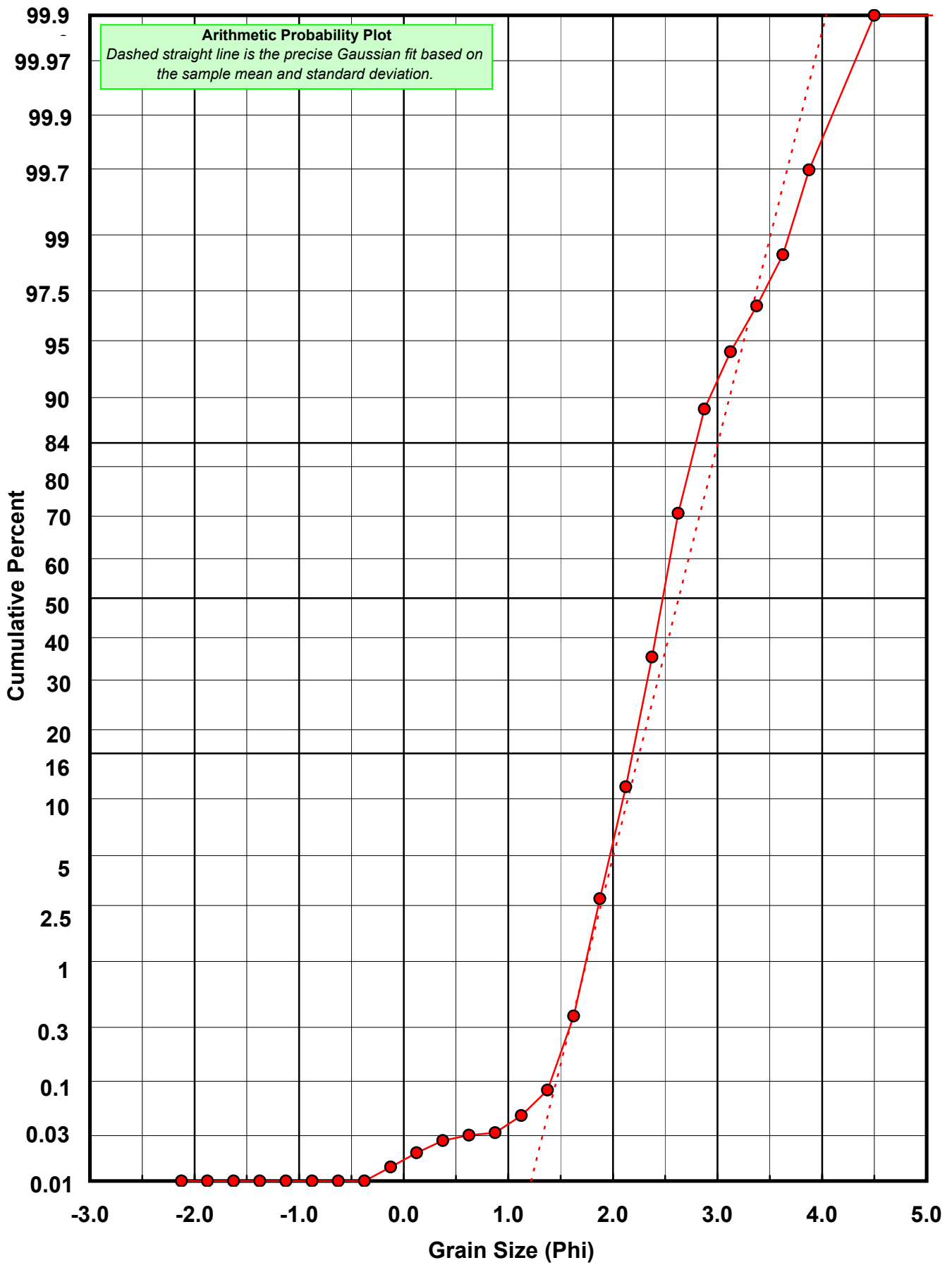
Statistical Results			
Mean:	2.6292	phi	(0.1616 mm)
Standard Dev:	0.3791	phi-units	(0.7689 mm)
Skewness:	0.8233	dimensionless	
Kurtosis:	6.1521	dimensionless	
5th Moment:	10.3483	dimensionless	
6th Moment:	101.2669	dimensionless	
RARD *	0.1442	dimensionless	
Median	2.4790	phi	(0.1794 mm)

* RARD = reciprocal absolute relative dispersion (see below)

Statistical Explanation	
Calculations based on the Method of Moments	
Skewness: 3rd Stand. Moment; Exact Gaussian = 0.0	
Kurtosis: 4th Stand. Moment; Exact Gaussian = 3.0	
For Further Explanation, See Calculation Sheets	
Millimeter data calculated by $mm = 2^{(-phi)}$	

Reciprocal Absolute Relative Dispersion (RARD) Scale	
< 0.5	Excellent homogeneity (e.g., beaches)
0.5 to 1.0	Good homogeneity
1.0 to 1.33	Fair homogeneity
> 1.33	Poor homogeneity (e.g., glacial)





Carbonate Grain Size Distribution

Onshore Grab Sample

Sample: SJ-02-MB

Total Carbonate Mass: 2.284 grams

% Carbonate: 4.1 %

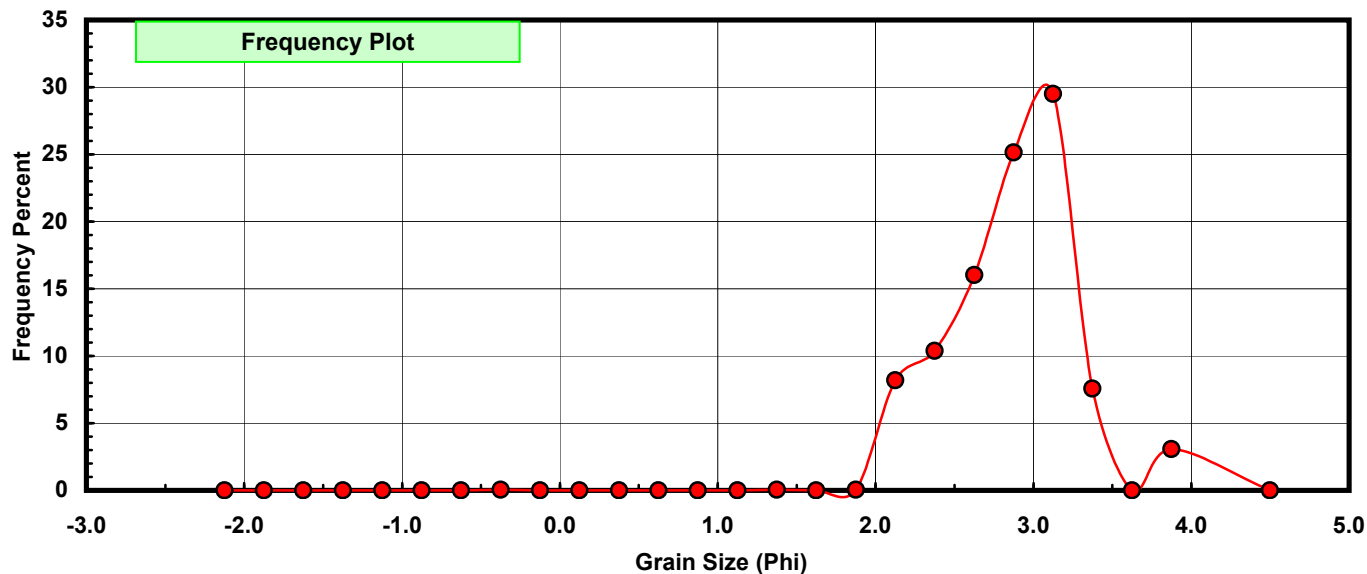
Sieve Size (phi)	Sieve Midpt (phi)	Weight (grams)	Freq Weight %	Cumulative Weight %
-2.00	-2.125	0.000	0.000	0.000
-1.75	-1.875	0.000	0.000	0.000
-1.50	-1.625	0.000	0.000	0.000
-1.25	-1.375	0.000	0.000	0.000
-1.00	-1.125	0.000	0.000	0.000
-0.75	-0.875	0.000	0.000	0.000
-0.50	-0.625	0.000	0.000	0.000
-0.25	-0.375	0.001	0.044	0.044
0.00	-0.125	0.000	0.000	0.044
0.25	0.125	0.000	0.000	0.044
0.50	0.375	0.000	0.000	0.044
0.75	0.625	0.000	0.000	0.044
1.00	0.875	0.000	0.000	0.044
1.25	1.125	0.000	0.000	0.044
1.50	1.375	0.001	0.044	0.088
1.75	1.625	0.000	0.000	0.088
2.00	1.875	0.001	0.044	0.131
2.25	2.125	0.187	8.187	8.319
2.50	2.375	0.237	10.377	18.695
2.75	2.625	0.366	16.025	34.720
3.00	2.875	0.574	25.131	59.851
3.25	3.125	0.674	29.510	89.361
3.50	3.375	0.173	7.574	96.935
3.75	3.625	0.000	0.000	96.935
4.00	3.875	0.070	3.065	100.000
5.00	4.500	0.000	0.000	100.000

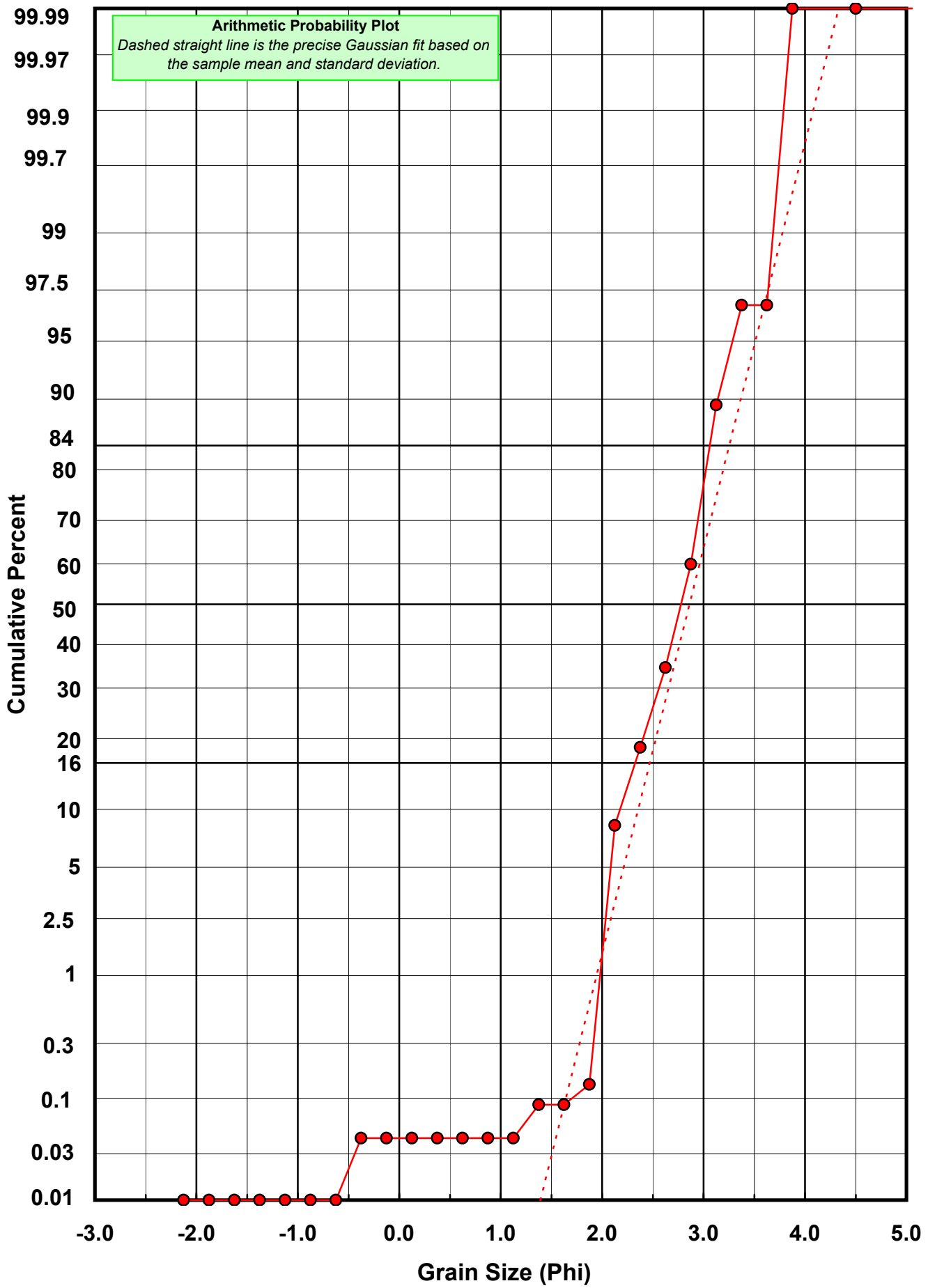
Statistical Results			
Mean:	2.8614	phi	(0.1376 mm)
Standard Dev:	0.3948	phi-units	(0.7606 mm)
Skewness:	-0.2580	dimensionless	
Kurtosis:	4.9379	dimensionless	
5th Moment:	-14.9906	dimensionless	
6th Moment:	147.1163	dimensionless	
RARD *	0.1380	dimensionless	
Median	2.7770	phi	(0.1459 mm)

* RARD = reciprocal absolute relative dispersion (see below)

Statistical Explanation	
Calculations based on the Method of Moments	
Skewness: 3rd Stand. Moment; Exact Gaussian = 0.0	
Kurtosis: 4th Stand. Moment; Exact Gaussian = 3.0	
For Further Explanation, See Calculation Sheets	
Millimeter data calculated by $mm = 2^{(-phi)}$	

Reciprocal Absolute Relative Dispersion (RARD) Scale	
< 0.5	Excellent homogeneity (e.g., beaches)
0.5 to 1.0	Good homogeneity
1.0 to 1.33	Fair homogeneity
> 1.33	Poor homogeneity (e.g., glacial)





Post-Digestion Grain Size Distribution

Onshore Grab Sample

Sample: SJ-02-MB

Total Digested Mass: 49.305 grams

% Silica: 95.9 %

Sieve Size (phi)	Sieve Midpt (phi)	Weight (grams)	Freq Weight %	Cumulative Weight %
-2.00	-2.125	0.000	0.000	0.000
-1.75	-1.875	0.000	0.000	0.000
-1.50	-1.625	0.000	0.000	0.000
-1.25	-1.375	0.000	0.000	0.000
-1.00	-1.125	0.000	0.000	0.000
-0.75	-0.875	0.000	0.000	0.000
-0.50	-0.625	0.000	0.000	0.000
-0.25	-0.375	0.000	0.000	0.000
0.00	-0.125	0.011	0.022	0.022
0.25	0.125	0.006	0.012	0.034
0.50	0.375	0.008	0.016	0.051
0.75	0.625	0.006	0.012	0.063
1.00	0.875	0.004	0.008	0.071
1.25	1.125	0.009	0.018	0.089
1.50	1.375	0.017	0.034	0.124
1.75	1.625	0.151	0.306	0.430
2.00	1.875	1.216	2.466	2.896
2.25	2.125	4.298	8.717	11.613
2.50	2.375	12.157	24.657	36.270
2.75	2.625	17.656	35.810	72.080
3.00	2.875	8.826	17.901	89.981
3.25	3.125	2.229	4.521	94.502
3.50	3.375	1.195	2.424	96.925
3.75	3.625	1.014	2.057	98.982
4.00	3.875	0.502	1.018	100.000
5.00	4.500	0.000	0.000	100.000

Statistical Results			
Mean:	2.6147	phi	(0.1633 mm)
Standard Dev:	0.3665	phi-units	(0.7757 mm)
Skewness:	0.4956	dimensionless	
Kurtosis:	5.7118	dimensionless	
5th Moment:	-1.8073	dimensionless	
6th Moment:	98.2586	dimensionless	
RARD *	0.1402	dimensionless	
Median	2.4709	phi	(0.1804 mm)

* RARD = reciprocal absolute relative dispersion (see below)

Statistical Explanation	
Calculations based on the Method of Moments	
Skewness: 3rd Stand. Moment; Exact Gaussian = 0.0	
Kurtosis: 4th Stand. Moment; Exact Gaussian = 3.0	
For Further Explanation, See Calculation Sheets	
Millimeter data calculated by $mm = 2^{(-phi)}$	

Reciprocal Absolute Relative Dispersion (RARD) Scale	
< 0.5	Excellent homogeneity (e.g., beaches)
0.5 to 1.0	Good homogeneity
1.0 to 1.33	Fair homogeneity
> 1.33	Poor homogeneity (e.g., glacial)

