

Onshore Grab Sample

Sample: SJ-02-BB
Sample Taken By: J. Ladner
Sample Collected On: 12/2/03
Splits? N/A

County: St. Johns
Latitude: 30° 14' 30.9"
Longitude: 81° 22' 40.7"
Datum: WGS 84
Surf. Elev: N/A
Datum: N/A

Fine Data Summary

Total Sample Weight 54.5 grams
Total Fines in Sample 0.170 grams
Total Percent Fines 0.31 %

Dry Sieving Summary

Total Sample Weight 54.740 grams
Total Digested Weight 53.056 grams
Total Carbonate Weight 1.684 grams
Total Silica % 96.92 %
Total Carbonate % 3.08 %
Carbonate/Silica Ratio 0.032

General Comments:

None

Description

Worked By: M. Lachance

Pre-Digestion Grain Size Distribution

Onshore Grab Sample

Sample: SJ-02-BB

Total Sample Mass: 54.740 grams

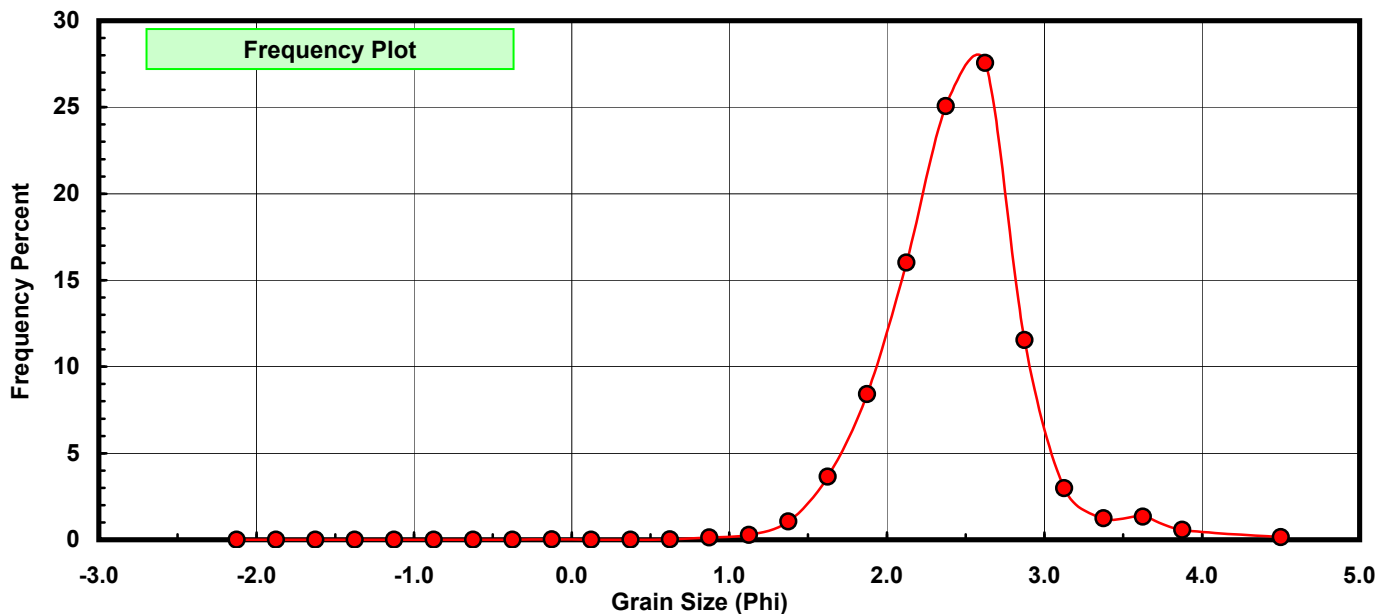
Sieve Size (phi)	Sieve Midpt (phi)	Weight (grams)	Freq Weight %	Cumulative Weight %
-2.00	-2.125	0.000	0.000	0.000
-1.75	-1.875	0.000	0.000	0.000
-1.50	-1.625	0.000	0.000	0.000
-1.25	-1.375	0.000	0.000	0.000
-1.00	-1.125	0.000	0.000	0.000
-0.75	-0.875	0.000	0.000	0.000
-0.50	-0.625	0.000	0.000	0.000
-0.25	-0.375	0.001	0.002	0.002
0.00	-0.125	0.006	0.011	0.013
0.25	0.125	0.003	0.005	0.018
0.50	0.375	0.005	0.009	0.027
0.75	0.625	0.007	0.013	0.040
1.00	0.875	0.073	0.133	0.174
1.25	1.125	0.156	0.285	0.459
1.50	1.375	0.573	1.047	1.505
1.75	1.625	1.995	3.645	5.150
2.00	1.875	4.611	8.423	13.573
2.25	2.125	8.770	16.021	29.594
2.50	2.375	13.718	25.060	54.655
2.75	2.625	15.086	27.559	82.214
3.00	2.875	6.319	11.544	93.758
3.25	3.125	1.628	2.974	96.732
3.50	3.375	0.674	1.231	97.963
3.75	3.625	0.724	1.323	99.286
4.00	3.875	0.311	0.568	99.854
5.00	4.500	0.080	0.146	100.000

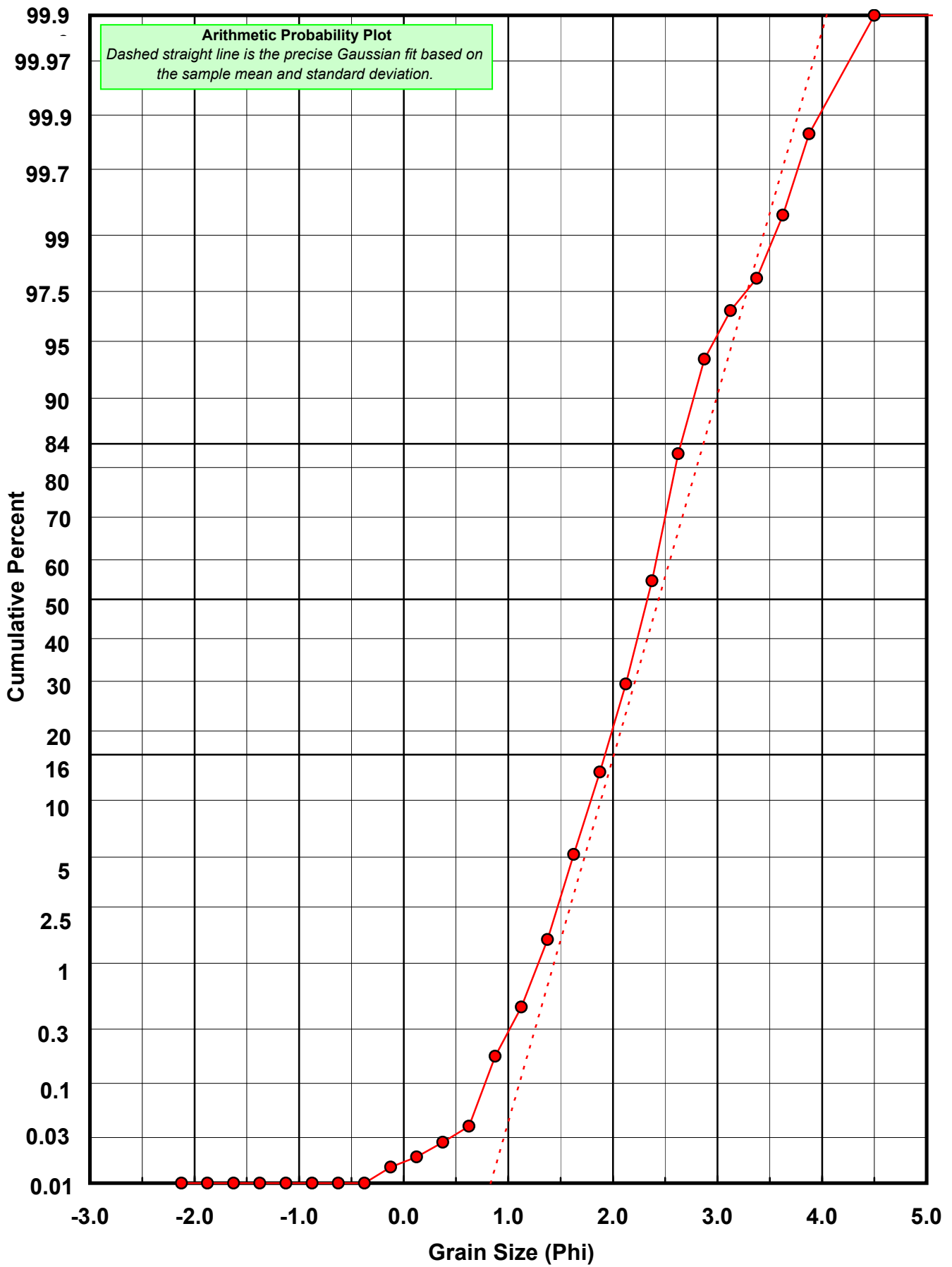
Statistical Results			
Mean:	2.4380	phi	(0.1845 mm)
Standard Dev:	0.4312	phi-units	(0.7416 mm)
Skewness:	0.1879	dimensionless	
Kurtosis:	4.8242	dimensionless	
5th Moment:	3.7541	dimensionless	
6th Moment:	52.9480	dimensionless	
RARD *	0.1769	dimensionless	
Median	2.3286	phi	(0.1991 mm)

* RARD = reciprocal absolute relative dispersion (see below)

Statistical Explanation
Calculations based on the Method of Moments
Skewness: 3rd Stand. Moment; Exact Gaussian = 0.0
Kurtosis: 4th Stand. Moment; Exact Gaussian = 3.0
For Further Explanation, See Calculation Sheets
Millimeter data calculated by $mm = 2^{(-\phi)}$

Reciprocal Absolute Relative Dispersion (RARD) Scale	
< 0.5	Excellent homogeneity (e.g., beaches)
0.5 to 1.0	Good homogeneity
1.0 to 1.33	Fair homogeneity
> 1.33	Poor homogeneity (e.g., glacial)





Carbonate Grain Size Distribution

Onshore Grab Sample

Sample: SJ-02-BB

Total Carbonate Mass: 2.051 grams

% Carbonate: 3.1 %

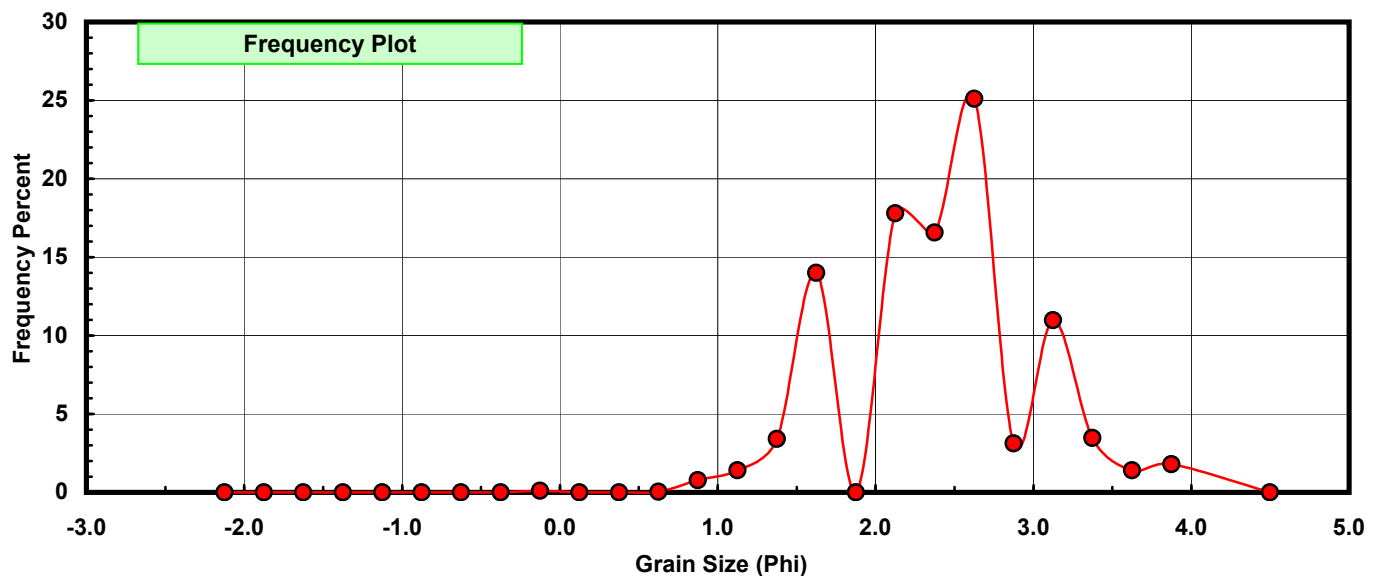
Sieve Size (phi)	Sieve Midpt (phi)	Weight (grams)	Freq Weight %	Cumulative Weight %
-2.00	-2.125	0.000	0.000	0.000
-1.75	-1.875	0.000	0.000	0.000
-1.50	-1.625	0.000	0.000	0.000
-1.25	-1.375	0.000	0.000	0.000
-1.00	-1.125	0.000	0.000	0.000
-0.75	-0.875	0.000	0.000	0.000
-0.50	-0.625	0.000	0.000	0.000
-0.25	-0.375	0.000	0.000	0.000
0.00	-0.125	0.002	0.098	0.098
0.25	0.125	0.000	0.000	0.098
0.50	0.375	0.000	0.000	0.098
0.75	0.625	0.001	0.049	0.146
1.00	0.875	0.016	0.780	0.926
1.25	1.125	0.029	1.414	2.340
1.50	1.375	0.070	3.413	5.753
1.75	1.625	0.287	13.993	19.746
2.00	1.875	0.000	0.000	19.746
2.25	2.125	0.365	17.796	37.543
2.50	2.375	0.340	16.577	54.120
2.75	2.625	0.515	25.110	79.230
3.00	2.875	0.064	3.120	82.350
3.25	3.125	0.225	10.970	93.320
3.50	3.375	0.071	3.462	96.782
3.75	3.625	0.029	1.414	98.196
4.00	3.875	0.037	1.804	100.000
5.00	4.500	0.000	0.000	100.000

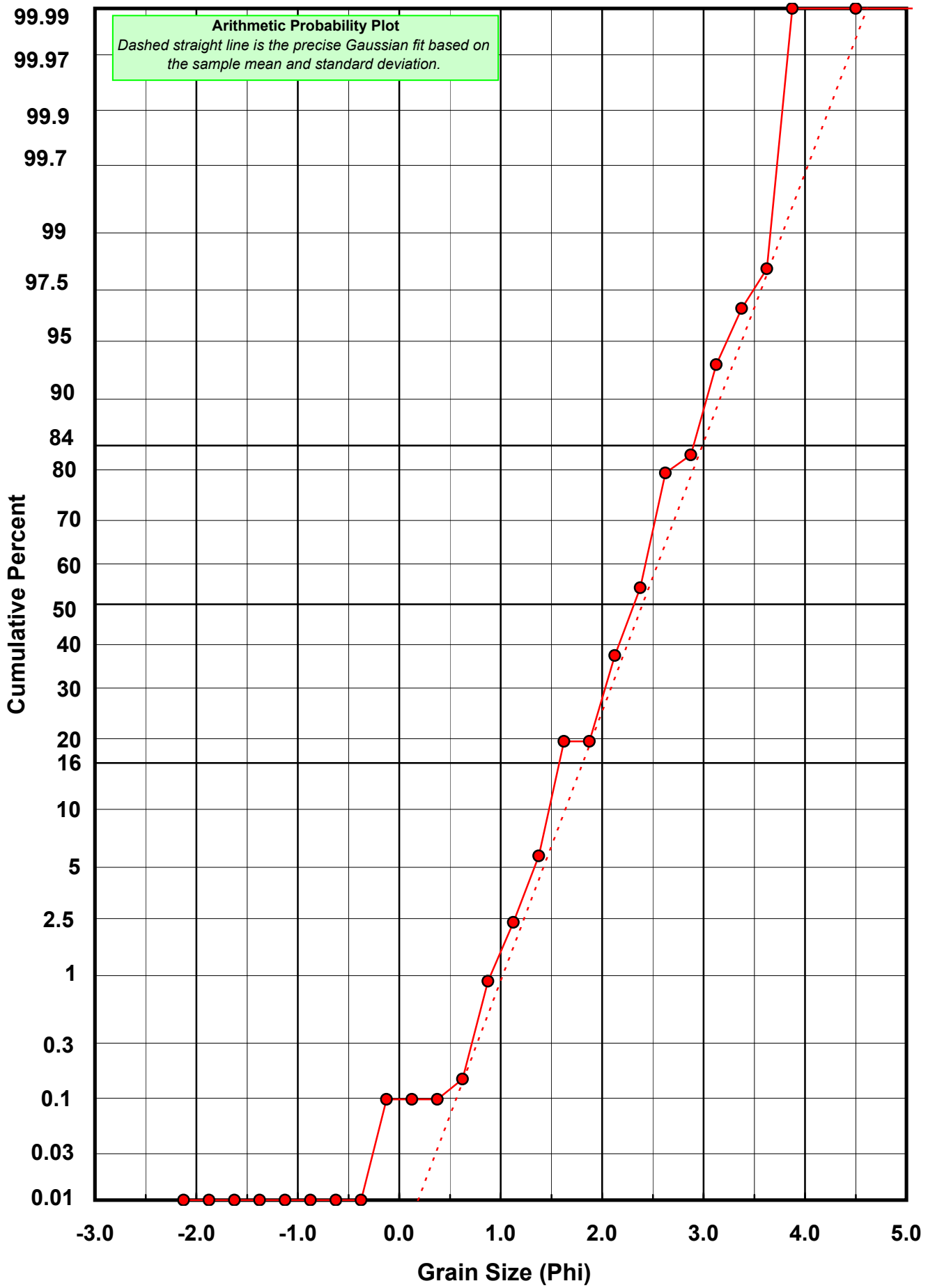
Statistical Results			
Mean:	2.3988	phi	(0.1896 mm)
Standard Dev:	0.5943	phi-units	(0.6624 mm)
Skewness:	-0.0749	dimensionless	
Kurtosis:	3.1609	dimensionless	
5th Moment:	-1.0515	dimensionless	
6th Moment:	17.6178	dimensionless	
RARD *	0.2477	dimensionless	
Median	2.3129	phi	(0.2013 mm)

* RARD = reciprocal absolute relative dispersion (see below)

Statistical Explanation	
Calculations based on the Method of Moments	
Skewness: 3rd Stand. Moment; Exact Gaussian = 0.0	
Kurtosis: 4th Stand. Moment; Exact Gaussian = 3.0	
For Further Explanation, See Calculation Sheets	
Millimeter data calculated by $mm = 2^{(-phi)}$	

Reciprocal Absolute Relative Dispersion (RARD) Scale	
< 0.5	Excellent homogeneity (e.g., beaches)
0.5 to 1.0	Good homogeneity
1.0 to 1.33	Fair homogeneity
> 1.33	Poor homogeneity (e.g., glacial)





Post-Digestion Grain Size Distribution

Onshore Grab Sample

Sample: SJ-02-BB

Total Digested Mass: 52.977 grams

% Silica: 96.9 %

Sieve Size (phi)	Sieve Midpt (phi)	Weight (grams)	Freq Weight %	Cumulative Weight %
-2.00	-2.125	0.000	0.000	0.000
-1.75	-1.875	0.000	0.000	0.000
-1.50	-1.625	0.000	0.000	0.000
-1.25	-1.375	0.000	0.000	0.000
-1.00	-1.125	0.000	0.000	0.000
-0.75	-0.875	0.000	0.000	0.000
-0.50	-0.625	0.000	0.000	0.000
-0.25	-0.375	0.001	0.002	0.002
0.00	-0.125	0.004	0.008	0.009
0.25	0.125	0.004	0.008	0.017
0.50	0.375	0.008	0.015	0.032
0.75	0.625	0.006	0.011	0.043
1.00	0.875	0.057	0.108	0.151
1.25	1.125	0.127	0.240	0.391
1.50	1.375	0.503	0.949	1.340
1.75	1.625	1.708	3.224	4.564
2.00	1.875	4.975	9.391	13.955
2.25	2.125	8.405	15.865	29.820
2.50	2.375	13.378	25.252	55.073
2.75	2.625	14.571	27.504	82.577
3.00	2.875	6.255	11.807	94.384
3.25	3.125	1.403	2.648	97.033
3.50	3.375	0.603	1.138	98.171
3.75	3.625	0.695	1.312	99.483
4.00	3.875	0.274	0.517	100.000
5.00	4.500	0.000	0.000	100.000

Statistical Results			
Mean:	2.4324	phi	(0.1853 mm)
Standard Dev:	0.4174	phi-units	(0.7488 mm)
Skewness:	0.0728	dimensionless	
Kurtosis:	4.3224	dimensionless	
5th Moment:	0.5134	dimensionless	
6th Moment:	39.6442	dimensionless	
RARD *	0.1716	dimensionless	
Median	2.3248	phi	(0.1996 mm)

* RARD = reciprocal absolute relative dispersion (see below)

Statistical Explanation	
Calculations based on the Method of Moments	
Skewness: 3rd Stand. Moment; Exact Gaussian = 0.0	
Kurtosis: 4th Stand. Moment; Exact Gaussian = 3.0	
For Further Explanation, See Calculation Sheets	
Millimeter data calculated by $mm = 2^{(-phi)}$	

Reciprocal Absolute Relative Dispersion (RARD) Scale	
< 0.5	Excellent homogeneity (e.g., beaches)
0.5 to 1.0	Good homogeneity
1.0 to 1.33	Fair homogeneity
> 1.33	Poor homogeneity (e.g., glacial)

