

Onshore Grab Sample

Sample: NA-13-BB
Sample Taken By: J. Ladner
Sample Collected On: 12/4/02
Splits? N/A

County: Nassau
Latitude: 30° 32' 12.1"
Longitude: 81° 26' 21.5"
Datum: WGS 84
Surf. Elev: N/A
Datum: N/A

Fine Data Summary

Total Sample Weight 49.936 grams
Total Fines in Sample 0.137 grams
Total Percent Fines 0.27 %

Dry Sieving Summary

Total Sample Weight 49.897 grams
Total Digested Weight 46.123 grams
Total Carbonate Weight 3.774 grams
Total Silica % 92.44 %
Total Carbonate % 7.56 %
Carbonate/Silica Ratio 0.082

General Comments:

None

Description

Worked By: C. Fischler
Reviewed and Edited By: M. Ladle

Pre-Digestion Grain Size Distribution

Onshore Grab Sample

Sample: NA-13-BB

Total Sample Mass: 49.897 grams

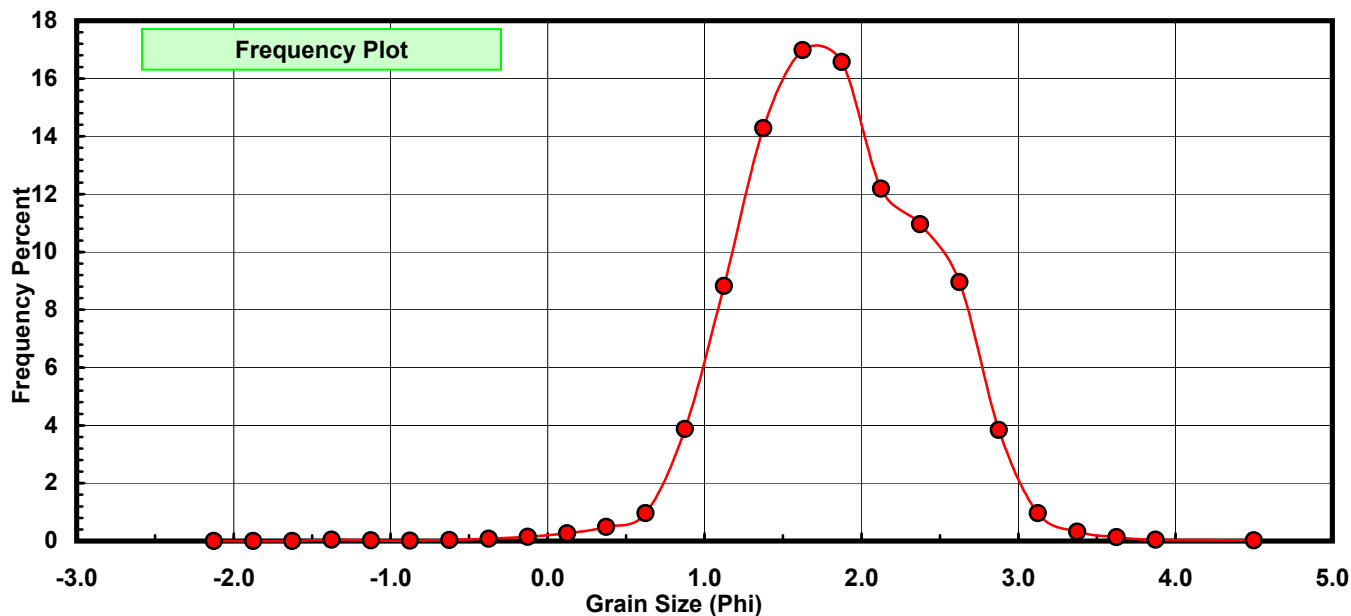
Sieve Size (phi)	Sieve Midpt (phi)	Weight (grams)	Freq Weight %	Cumulative Weight %
-2.00	-2.125	0.000	0.000	0.000
-1.75	-1.875	0.000	0.000	0.000
-1.50	-1.625	0.000	0.000	0.000
-1.25	-1.375	0.024	0.048	0.048
-1.00	-1.125	0.010	0.020	0.068
-0.75	-0.875	0.003	0.006	0.074
-0.50	-0.625	0.019	0.038	0.112
-0.25	-0.375	0.037	0.074	0.186
0.00	-0.125	0.070	0.140	0.327
0.25	0.125	0.132	0.265	0.591
0.50	0.375	0.243	0.487	1.078
0.75	0.625	0.479	0.960	2.038
1.00	0.875	1.936	3.880	5.918
1.25	1.125	4.405	8.828	14.746
1.50	1.375	7.124	14.277	29.024
1.75	1.625	8.473	16.981	46.005
2.00	1.875	8.270	16.574	62.579
2.25	2.125	6.079	12.183	74.762
2.50	2.375	5.469	10.961	85.723
2.75	2.625	4.469	8.956	94.679
3.00	2.875	1.915	3.838	98.517
3.25	3.125	0.479	0.960	99.477
3.50	3.375	0.162	0.325	99.802
3.75	3.625	0.067	0.134	99.936
4.00	3.875	0.023	0.046	99.982
5.00	4.500	0.009	0.018	100.000

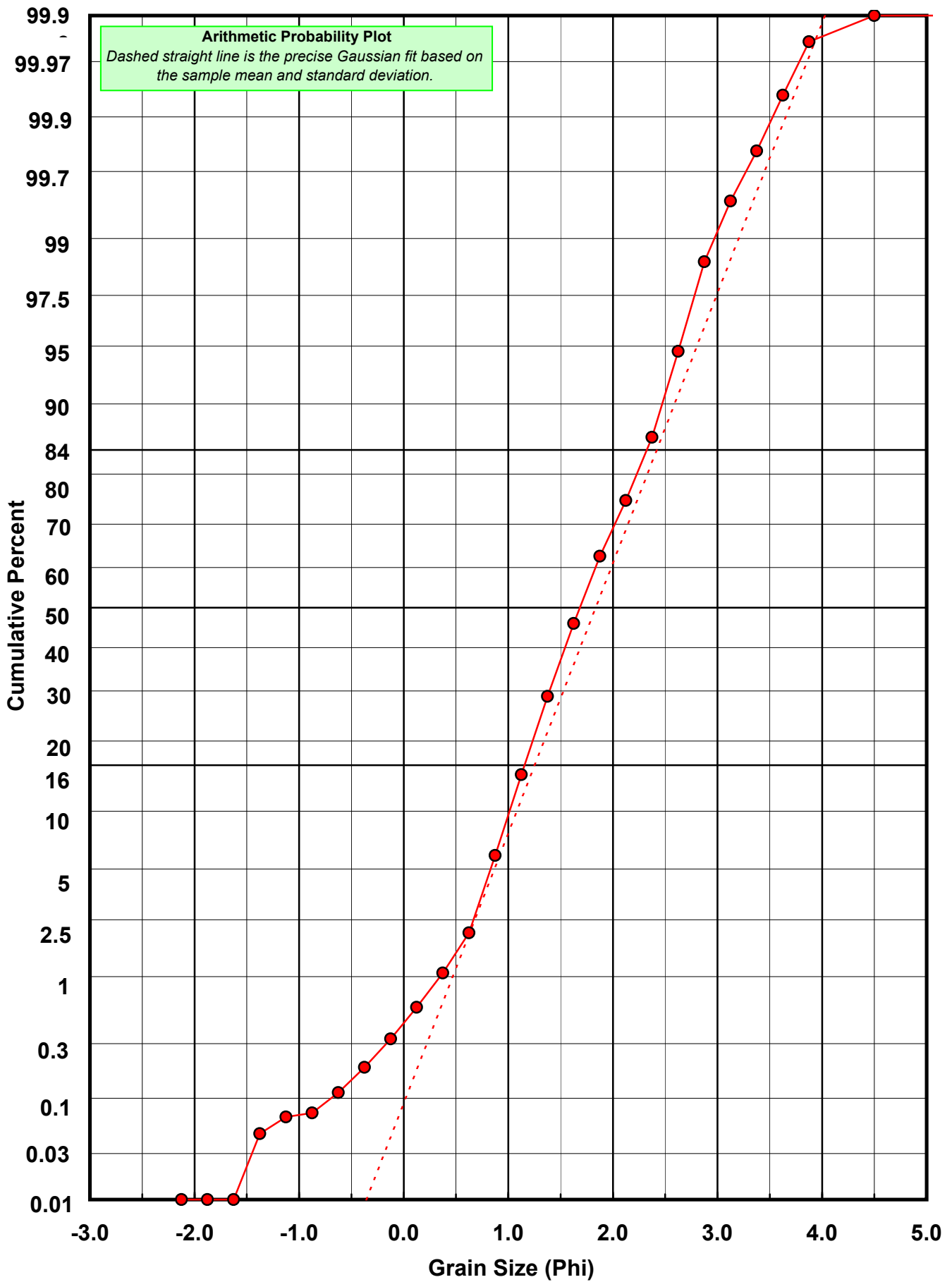
Statistical Results			
Mean:	1.8359	phi	(0.2801 mm)
Standard Dev:	0.5887	phi-units	(0.6649 mm)
Skewness:	-0.0958	dimensionless	
Kurtosis:	3.5269	dimensionless	
5th Moment:	-3.9443	dimensionless	
6th Moment:	34.9415	dimensionless	
RARD *	0.3207	dimensionless	
Median	1.6853	phi	(0.3109 mm)

* RARD = reciprocal absolute relative dispersion (see below)

Statistical Explanation
Calculations based on the Method of Moments
Skewness: 3rd Stand. Moment; Exact Gaussian = 0.0
Kurtosis: 4th Stand. Moment; Exact Gaussian = 3.0
For Further Explanation, See Calculation Sheets
Millimeter data calculated by $mm = 2^{(-phi)}$

Reciprocal Absolute Relative Dispersion (RARD) Scale	
< 0.5	Excellent homogeneity (e.g., beaches)
0.5 to 1.0	Good homogeneity
1.0 to 1.33	Fair homogeneity
> 1.33	Poor homogeneity (e.g., glacial)





Carbonate Grain Size Distribution

Onshore Grab Sample

Sample: NA-13-BB

Total Carbonate Mass: 4.154 grams

% Carbonate: 7.6 %

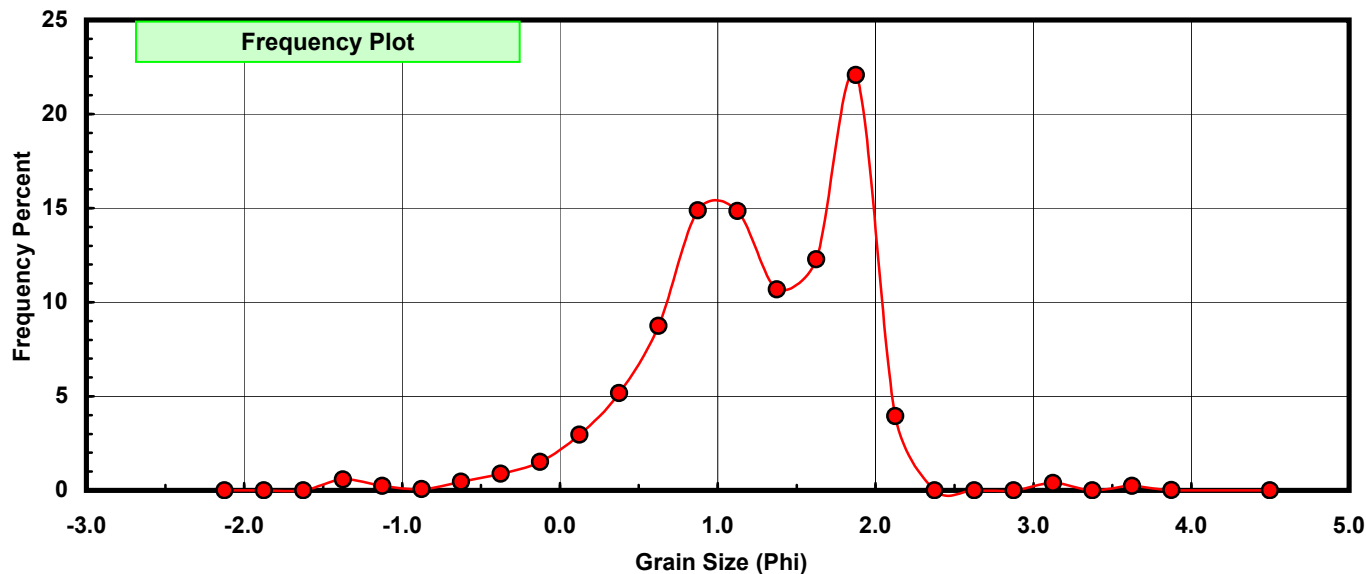
Sieve Size (phi)	Sieve Midpt (phi)	Weight (grams)	Freq Weight %	Cumulative Weight %
-2.00	-2.125	0.000	0.000	0.000
-1.75	-1.875	0.000	0.000	0.000
-1.50	-1.625	0.000	0.000	0.000
-1.25	-1.375	0.024	0.578	0.578
-1.00	-1.125	0.010	0.241	0.818
-0.75	-0.875	0.003	0.072	0.891
-0.50	-0.625	0.019	0.457	1.348
-0.25	-0.375	0.037	0.891	2.239
0.00	-0.125	0.063	1.517	3.755
0.25	0.125	0.123	2.961	6.716
0.50	0.375	0.215	5.176	11.892
0.75	0.625	0.363	8.739	20.631
1.00	0.875	0.618	14.877	35.508
1.25	1.125	0.617	14.853	50.361
1.50	1.375	0.444	10.688	61.050
1.75	1.625	0.510	12.277	73.327
2.00	1.875	0.917	22.075	95.402
2.25	2.125	0.164	3.948	99.350
2.50	2.375	0.000	0.000	99.350
2.75	2.625	0.000	0.000	99.350
3.00	2.875	0.000	0.000	99.350
3.25	3.125	0.016	0.385	99.735
3.50	3.375	0.000	0.000	99.735
3.75	3.625	0.010	0.241	99.976
4.00	3.875	0.001	0.024	100.000
5.00	4.500	0.000	0.000	100.000

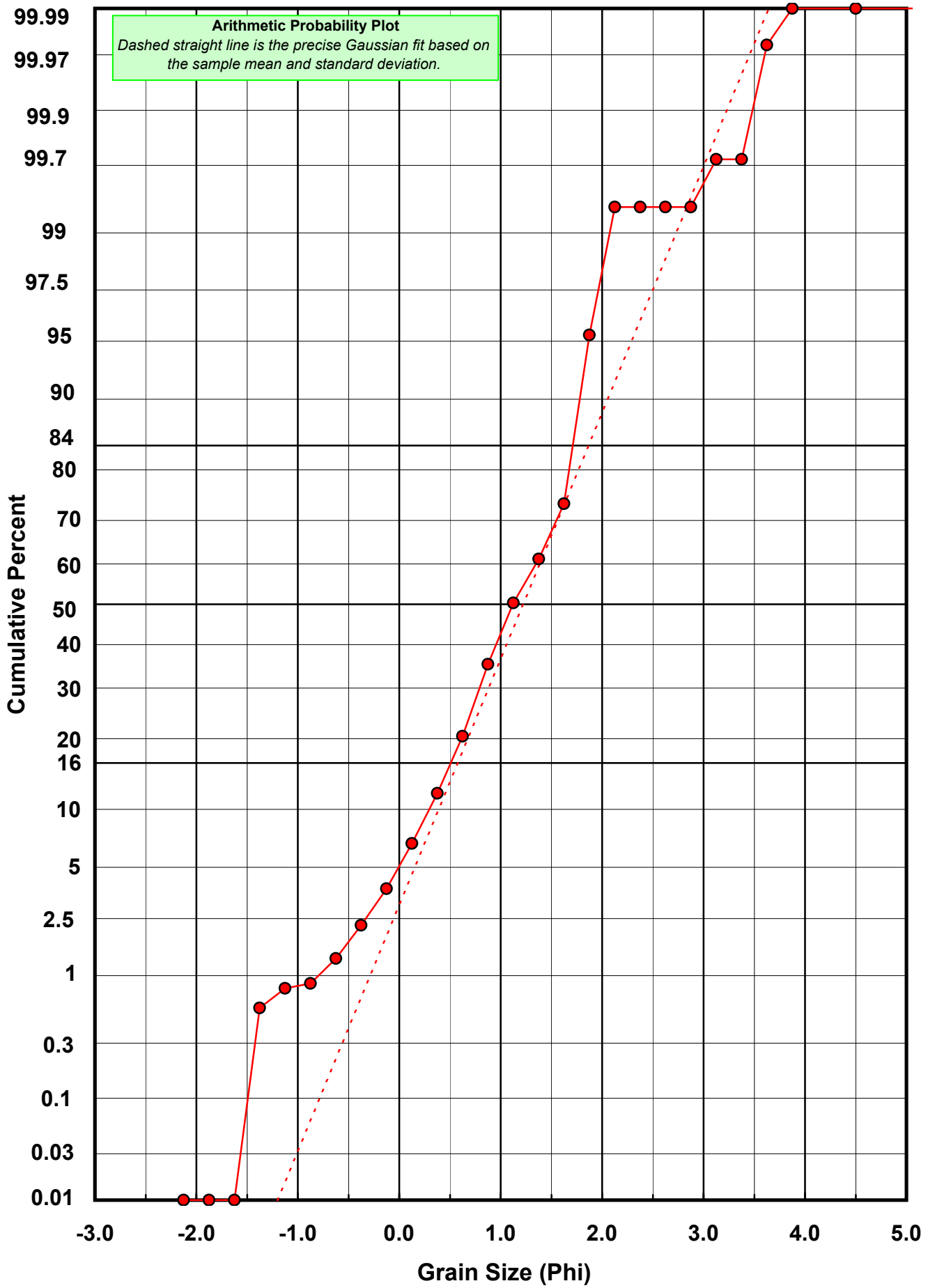
Statistical Results			
Mean:	1.2216	phi	(0.4288 mm)
Standard Dev:	0.6502	phi-units	(0.6372 mm)
Skewness:	-0.6283	dimensionless	
Kurtosis:	4.5085	dimensionless	
5th Moment:	-7.2692	dimensionless	
6th Moment:	46.2988	dimensionless	
RARD *	0.5323	dimensionless	
Median	1.1189	phi	(0.4604 mm)

* RARD = reciprocal absolute relative dispersion (see below)

Statistical Explanation	
Calculations based on the Method of Moments	
Skewness: 3rd Stand. Moment; Exact Gaussian = 0.0	
Kurtosis: 4th Stand. Moment; Exact Gaussian = 3.0	
For Further Explanation, See Calculation Sheets	
Millimeter data calculated by $mm = 2^{(-phi)}$	

Reciprocal Absolute Relative Dispersion (RARD) Scale	
< 0.5	Excellent homogeneity (e.g., beaches)
0.5 to 1.0	Good homogeneity
1.0 to 1.33	Fair homogeneity
> 1.33	Poor homogeneity (e.g., glacial)





Post-Digestion Grain Size Distribution

Onshore Grab Sample

Sample: NA-13-BB

Total Digested Mass: 46.115 grams

% Silica: 92.4 %

Sieve Size (phi)	Sieve Midpt (phi)	Weight (grams)	Freq Weight %	Cumulative Weight %
-2.00	-2.125	0.000	0.000	0.000
-1.75	-1.875	0.000	0.000	0.000
-1.50	-1.625	0.000	0.000	0.000
-1.25	-1.375	0.000	0.000	0.000
-1.00	-1.125	0.000	0.000	0.000
-0.75	-0.875	0.000	0.000	0.000
-0.50	-0.625	0.000	0.000	0.000
-0.25	-0.375	0.000	0.000	0.000
0.00	-0.125	0.007	0.015	0.015
0.25	0.125	0.009	0.020	0.035
0.50	0.375	0.028	0.061	0.095
0.75	0.625	0.116	0.252	0.347
1.00	0.875	1.318	2.858	3.205
1.25	1.125	3.788	8.214	11.419
1.50	1.375	6.680	14.486	25.905
1.75	1.625	7.963	17.268	43.173
2.00	1.875	7.353	15.945	59.117
2.25	2.125	5.915	12.827	71.944
2.50	2.375	5.534	12.000	83.944
2.75	2.625	4.665	10.116	94.061
3.00	2.875	2.033	4.409	98.469
3.25	3.125	0.463	1.004	99.473
3.50	3.375	0.164	0.356	99.829
3.75	3.625	0.057	0.124	99.952
4.00	3.875	0.022	0.048	100.000
5.00	4.500	0.000	0.000	100.000

Statistical Results			
Mean:	1.8975	phi	(0.2684 mm)
Standard Dev:	0.5502	phi-units	(0.6829 mm)
Skewness:	0.1995	dimensionless	
Kurtosis:	2.4511	dimensionless	
5th Moment:	1.3597	dimensionless	
6th Moment:	10.1465	dimensionless	
RARD *	0.2900	dimensionless	
Median	1.7320	phi	(0.301 mm)

* RARD = reciprocal absolute relative dispersion (see below)

Statistical Explanation	
Calculations based on the Method of Moments	
Skewness: 3rd Stand. Moment; Exact Gaussian = 0.0	
Kurtosis: 4th Stand. Moment; Exact Gaussian = 3.0	
For Further Explanation, See Calculation Sheets	
Millimeter data calculated by $mm = 2^{(-phi)}$	

Reciprocal Absolute Relative Dispersion (RARD) Scale	
< 0.5	Excellent homogeneity (e.g., beaches)
0.5 to 1.0	Good homogeneity
1.0 to 1.33	Fair homogeneity
> 1.33	Poor homogeneity (e.g., glacial)

