

## **Onshore Grab Sample**

**Sample:** NA-12-SS  
**Sample Taken By:** J. Ladner  
**Sample Collected On:** 12/4/02  
**Splits?** N/A

**County:** Nassau  
**Latitude:** 30° 33' 4.9"  
**Longitude:** 81° 26' 26.9"  
**Datum:** WGS 84  
**Surf. Elev:** N/A  
**Datum:** N/A

### **Fine Data Summary**

Total Sample Weight	47.472 grams
Total Fines in Sample	0.370 grams
Total Percent Fines	0.77 %

### **Dry Sieving Summary**

Total Sample Weight	46.808 grams
Total Digested Weight	45.285 grams
Total Carbonate Weight	1.523 grams
Total Silica %	96.75 %
Total Carbonate %	3.25 %
Carbonate/Silica Ratio	0.034

### **General Comments:**

None

### **Description**

Worked By: C. Fischler  
Reviewed and Edited By: M. Ladle

# Pre-Digestion Grain Size Distribution

Onshore Grab Sample

Sample: NA-12-SS

Total Sample Mass: 46.808 grams

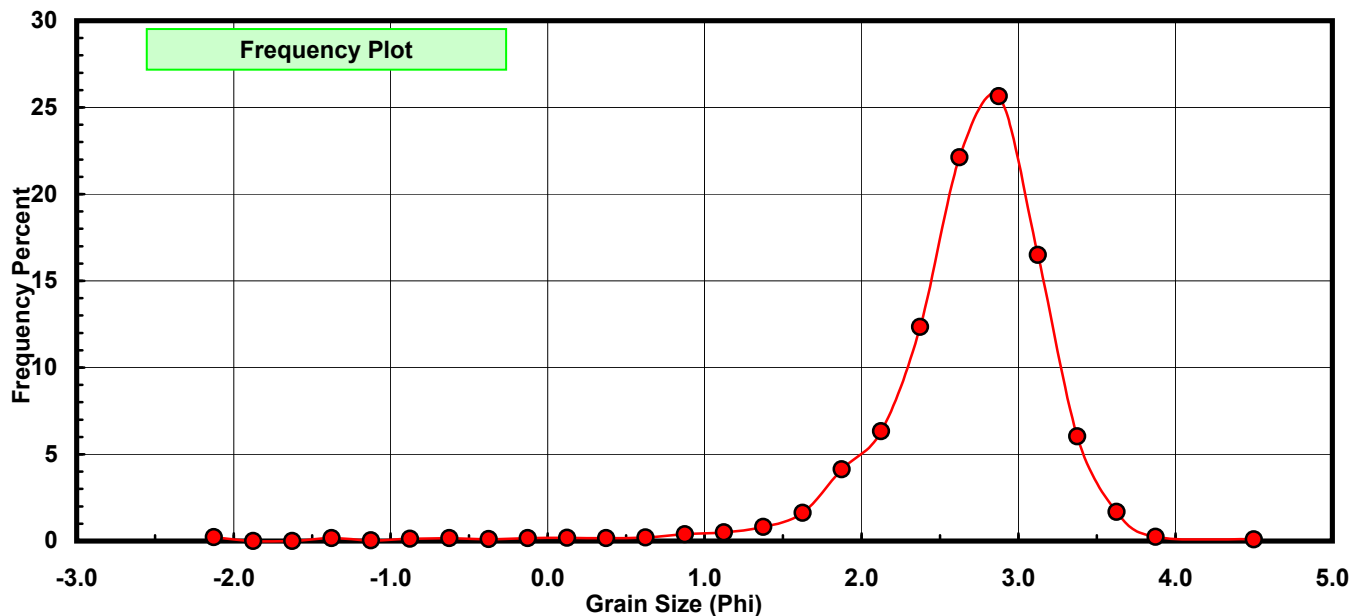
Sieve Size (phi)	Sieve Midpt (phi)	Weight (grams)	Freq Weight %	Cumulative Weight %
-2.00	-2.125	0.101	0.216	0.216
-1.75	-1.875	0.000	0.000	0.216
-1.50	-1.625	0.000	0.000	0.216
-1.25	-1.375	0.079	0.169	0.385
-1.00	-1.125	0.020	0.043	0.427
-0.75	-0.875	0.062	0.132	0.560
-0.50	-0.625	0.078	0.167	0.726
-0.25	-0.375	0.051	0.109	0.835
0.00	-0.125	0.074	0.158	0.993
0.25	0.125	0.088	0.188	1.181
0.50	0.375	0.077	0.165	1.346
0.75	0.625	0.092	0.197	1.542
1.00	0.875	0.183	0.391	1.933
1.25	1.125	0.231	0.494	2.427
1.50	1.375	0.381	0.814	3.241
1.75	1.625	0.762	1.628	4.869
2.00	1.875	1.932	4.127	8.996
2.25	2.125	2.963	6.330	15.326
2.50	2.375	5.781	12.350	27.677
2.75	2.625	10.358	22.129	49.806
3.00	2.875	12.008	25.654	75.459
3.25	3.125	7.723	16.499	91.959
3.50	3.375	2.823	6.031	97.990
3.75	3.625	0.788	1.683	99.673
4.00	3.875	0.108	0.231	99.904
5.00	4.500	0.045	0.096	100.000

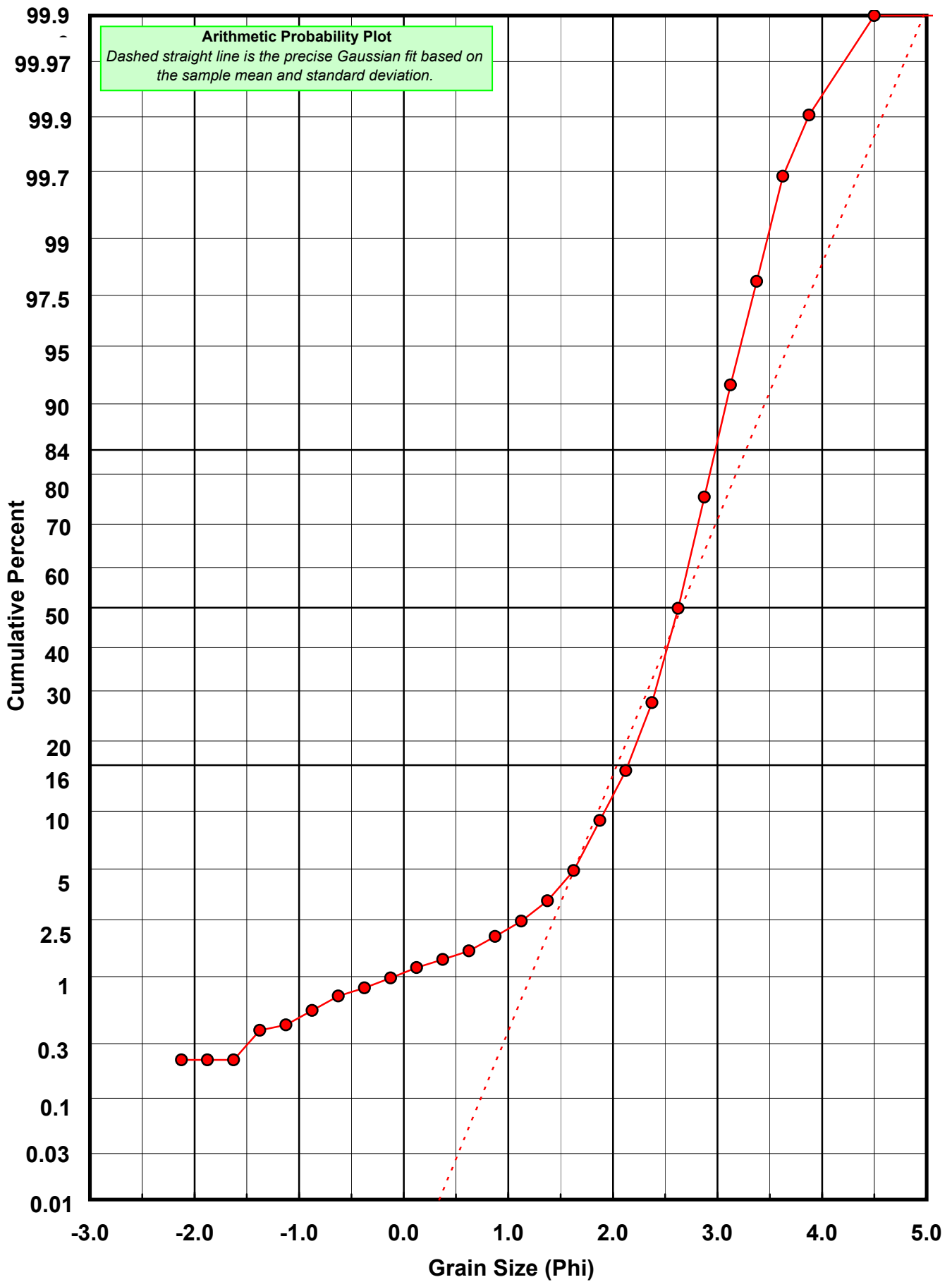
Statistical Results			
Mean:	2.6556	phi	(0.1587 mm)
Standard Dev:	0.6216	phi-units	(0.6499 mm)
Skewness:	-2.7905	dimensionless	
Kurtosis:	17.6814	dimensionless	
5th Moment:	-108.9437	dimensionless	
6th Moment:	737.5897	dimensionless	
RARD *	0.2341	dimensionless	
Median	2.6269	phi	(0.1619 mm)

\* RARD = reciprocal absolute relative dispersion (see below)

Statistical Explanation	
Calculations based on the Method of Moments	
Skewness: 3rd Stand. Moment; Exact Gaussian = 0.0	
Kurtosis: 4th Stand. Moment; Exact Gaussian = 3.0	
For Further Explanation, See Calculation Sheets	
Millimeter data calculated by $mm = 2^{(-\phi)}$	

Reciprocal Absolute Relative Dispersion (RARD) Scale	
< 0.5	Excellent homogeneity (e.g., beaches)
0.5 to 1.0	Good homogeneity
1.0 to 1.33	Fair homogeneity
> 1.33	Poor homogeneity (e.g., glacial)





# Carbonate Grain Size Distribution

Onshore Grab Sample

Sample: NA-12-SS

Total Carbonate Mass: 2.465 grams

% Carbonate: 3.3 %

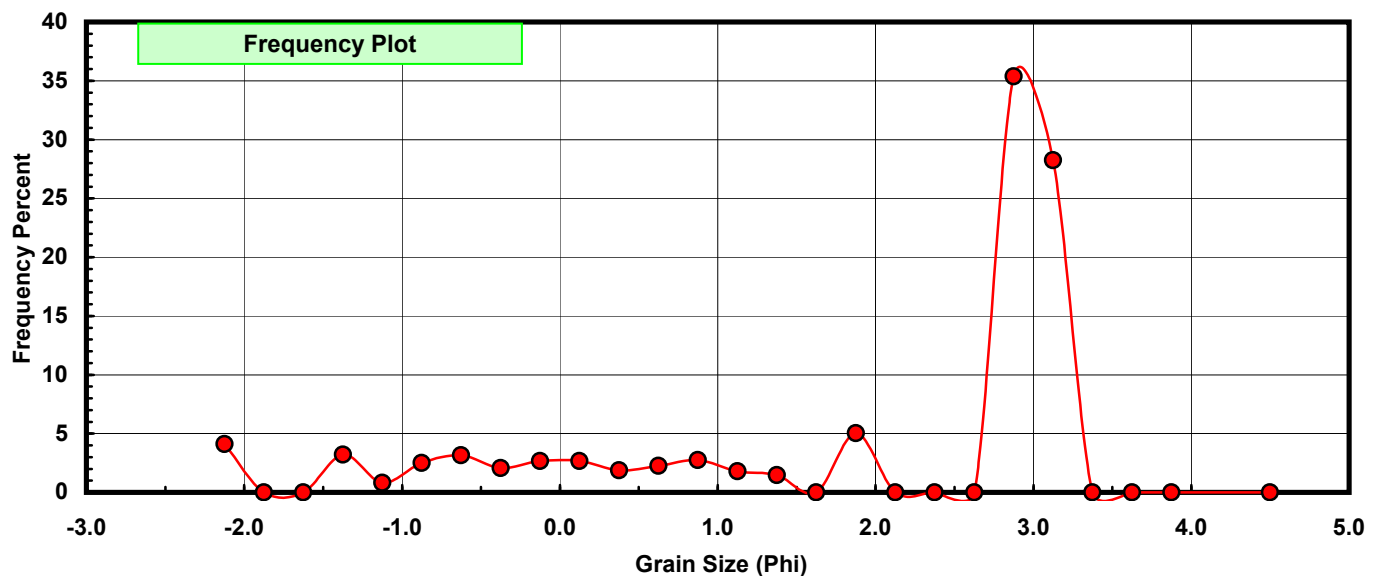
Sieve Size (phi)	Sieve Midpt (phi)	Weight (grams)	Freq Weight %	Cumulative Weight %
-2.00	-2.125	0.101	4.097	4.097
-1.75	-1.875	0.000	0.000	4.097
-1.50	-1.625	0.000	0.000	4.097
-1.25	-1.375	0.079	3.205	7.302
-1.00	-1.125	0.020	0.811	8.114
-0.75	-0.875	0.062	2.515	10.629
-0.50	-0.625	0.078	3.164	13.793
-0.25	-0.375	0.051	2.069	15.862
0.00	-0.125	0.066	2.677	18.540
0.25	0.125	0.066	2.677	21.217
0.50	0.375	0.046	1.866	23.083
0.75	0.625	0.056	2.272	25.355
1.00	0.875	0.068	2.759	28.114
1.25	1.125	0.044	1.785	29.899
1.50	1.375	0.036	1.460	31.359
1.75	1.625	0.000	0.000	31.359
2.00	1.875	0.124	5.030	36.389
2.25	2.125	0.000	0.000	36.389
2.50	2.375	0.000	0.000	36.389
2.75	2.625	0.000	0.000	36.389
3.00	2.875	0.872	35.375	71.765
3.25	3.125	0.696	28.235	100.000
3.50	3.375	0.000	0.000	100.000
3.75	3.625	0.000	0.000	100.000
4.00	3.875	0.000	0.000	100.000
5.00	4.500	0.000	0.000	100.000

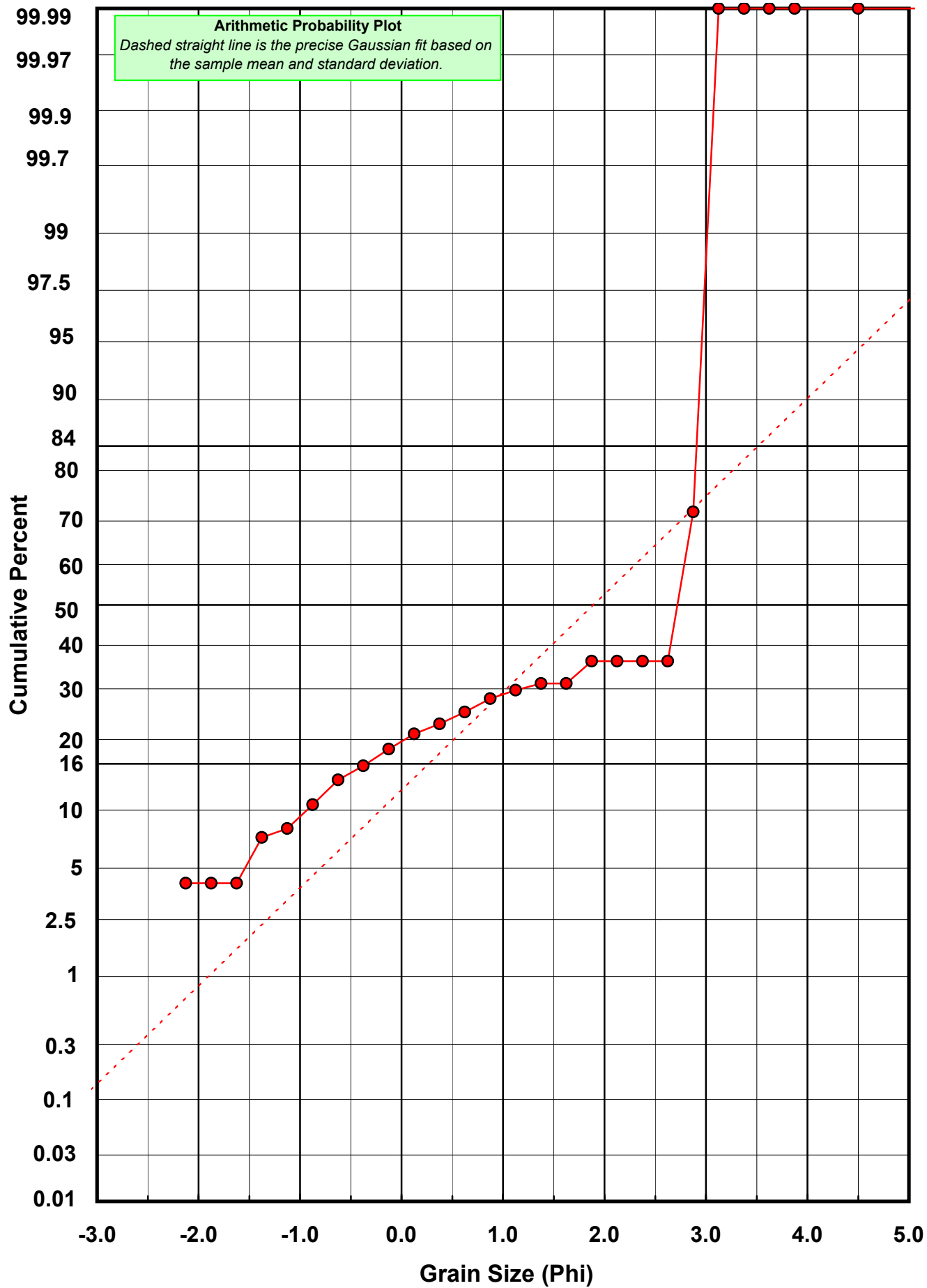
Statistical Results			
Mean:	1.8894	phi	(0.2699 mm)
Standard Dev:	1.6317	phi-units	(0.3227 mm)
Skewness:	-1.1294	dimensionless	
Kurtosis:	2.8374	dimensionless	
5th Moment:	-5.6674	dimensionless	
6th Moment:	12.8570	dimensionless	
RARD *	0.8636	dimensionless	
Median	2.7212	phi	(0.1516 mm)

\* RARD = reciprocal absolute relative dispersion (see below)

Statistical Explanation	
Calculations based on the Method of Moments	
Skewness: 3rd Stand. Moment; Exact Gaussian = 0.0	
Kurtosis: 4th Stand. Moment; Exact Gaussian = 3.0	
For Further Explanation, See Calculation Sheets	
Millimeter data calculated by $mm = 2^{(-phi)}$	

Reciprocal Absolute Relative Dispersion (RARD) Scale	
< 0.5	Excellent homogeneity (e.g., beaches)
0.5 to 1.0	Good homogeneity
1.0 to 1.33	Fair homogeneity
> 1.33	Poor homogeneity (e.g., glacial)





# Post-Digestion Grain Size Distribution

Onshore Grab Sample

Sample: NA-12-SS

Total Digested Mass: 45.248 grams

% Silica: 96.7 %

Sieve Size (phi)	Sieve Midpt (phi)	Weight (grams)	Freq Weight %	Cumulative Weight %
-2.00	-2.125	0.000	0.000	0.000
-1.75	-1.875	0.000	0.000	0.000
-1.50	-1.625	0.000	0.000	0.000
-1.25	-1.375	0.000	0.000	0.000
-1.00	-1.125	0.000	0.000	0.000
-0.75	-0.875	0.000	0.000	0.000
-0.50	-0.625	0.000	0.000	0.000
-0.25	-0.375	0.000	0.000	0.000
0.00	-0.125	0.008	0.018	0.018
0.25	0.125	0.022	0.049	0.066
0.50	0.375	0.031	0.069	0.135
0.75	0.625	0.036	0.080	0.214
1.00	0.875	0.115	0.254	0.469
1.25	1.125	0.187	0.413	0.882
1.50	1.375	0.345	0.762	1.644
1.75	1.625	0.804	1.777	3.421
2.00	1.875	1.808	3.996	7.417
2.25	2.125	3.154	6.970	14.387
2.50	2.375	6.250	13.813	28.200
2.75	2.625	10.389	22.960	51.160
3.00	2.875	11.136	24.611	75.771
3.25	3.125	7.027	15.530	91.301
3.50	3.375	3.032	6.701	98.002
3.75	3.625	0.789	1.744	99.746
4.00	3.875	0.115	0.254	100.000
5.00	4.500	0.000	0.000	100.000

Statistical Results			
Mean:	2.6929	phi	(0.1547 mm)
Standard Dev:	0.4689	phi-units	(0.7225 mm)
Skewness:	-0.8291	dimensionless	
Kurtosis:	4.8716	dimensionless	
5th Moment:	-13.3076	dimensionless	
6th Moment:	63.1441	dimensionless	
RARD *	0.1741	dimensionless	
Median	2.6124	phi	(0.1635 mm)

\* RARD = reciprocal absolute relative dispersion (see below)

Statistical Explanation	
Calculations based on the Method of Moments	
Skewness: 3rd Stand. Moment; Exact Gaussian = 0.0	
Kurtosis: 4th Stand. Moment; Exact Gaussian = 3.0	
For Further Explanation, See Calculation Sheets	
Millimeter data calculated by $mm = 2^{(-phi)}$	

Reciprocal Absolute Relative Dispersion (RARD) Scale	
< 0.5	Excellent homogeneity (e.g., beaches)
0.5 to 1.0	Good homogeneity
1.0 to 1.33	Fair homogeneity
> 1.33	Poor homogeneity (e.g., glacial)

